



In
Light
We
Trust

2020
2021

esse-ci
LIVING LIGHT



WE DESIGN OUR PRODUCTS
WITH PASSION, TECHNICAL
SKILL AND ATTENTION TO
DETAIL, THINKING OF THE
PEOPLE WHO LIVE
OUR LIGHT EVERY DAY.

ESSE-CI LIVING LIGHT

CONTENTS

PRODUCTS INDEX	6
ALPHABETICAL ORDER INDEX	9
INTRODUCTION	10
ACHIEVEMENTS	16
PRODUCTS	
Continuous Rows	33
Suspended // Ceiling	127
Recessed	189
Downlight	221
Spotlight	281
Low voltage	315
Track Systems	345
Wall // Floor	359
Industrial IP	393
Medical	443
Emergency	463
HCL Technology	471
Outdoor IP	487
LIGHT MANAGEMENT	539

CONTINUOUS ROWS	SUSPENDED // CEILING	RECESSED	DOWNLIGHT	SPOTLIGHT	LOW VOLTAGE	TRACK SYSTEMS	WALL // FLOOR	INDUSTRIAL IP	MEDICALS	EMERGENCY	HCL	OUTDOOR IP	LIGHT MANAGEMENT
 34 WAVE ID 85	 128 BEN ID 10	 190 ABSENT ESSENTIAL ID 41	 222 HALL LED DEEP ID 38	 282 TERES ID 14	 316 TERES MICRO ZOOM ID 14	 346 EUROSTANDARD TRACK ID 15	 360 UPLIK ID 76	 394 MAGIS ID 92	 444 ISIB LED IP54 ID 34	 466 REM TRACK ID 13	 476 ABSENT HCL ID 41	 488 HALL LED IP65 ID 38	 544 DIMKIT10
 38 ARKEON ID 46	 140 ONE RING ID 17	 194 ABSENT ID 41	 226 CUBE MINI ID 49	 296 QI ID 19	 320 TERES LV ID 14	 348 EUROSTANDARD PLUS TRACK DALI ID 15	 370 ARKEON WALL ID 46	 398 ERGO ID 02	 448 ISI LED IP55 ID 31	 467 REM CEILING ID 13	 477 ARKEON HCL ID 46	 496 HALL LED GROUND ID 38	 545 DIMKIT-GAD
 50 BRIGHT ID 80	 148 JOOLS ID 11	 198 LITE ID 47	 230 BOX LED ID 44	 306 TERES EXTE ID 14	 324 LUDO ID 20	 349 EUROSTANDARD PLUS TRACK DALI RECESSED ID 15	 374 SEMPLICE LED ID 67	 406 LINEA IP54 ID 12	 452 ISI LED IP65 ID 31	 468 REM RECESSED ID 13	 478 BEN HCL ID 10	 504 HALL LED CEILING IP65 ID 28	 546 DIMKIT-BTEU
 58 GROOVE ID 43	 154 PIPE LINE ID 86	 204 DIMPLES ID 48	 236 HALL LED FL ID 38	 328 LUDO LINEAR DK ID 20	 349 EUROSTANDARD PLUS TRACK DALI H ID 15	 380 JOOLS WALL ID 11	 412 PCM EVO ID 03	 456 ARKEON MED ID 46			 479 BRIGHT HCL ID 80	 510 TERES IP66 ID 14	 547 DIMKIT-HCL-BT
 66 LINT EVO ID 79	 160 STYLO ID 88	 208 FLIP ID 42	 242 HALL LED PRO ID 38	 332 LUDO LINEAR ID 20	 354 LV TRACK ID 15	 384 BEN ID 10	 416 STILLA ID 05				 480 GROOVE HCL ID 43	 514 NOBIS ID 90	
 72 SEMPLICE LED ID 67	 164 DIMPLES ID 48	 212 BEN ID 10	 248 HALL LED PROFLEX ID 38	 336 JOOLS LV ID 11	 356 LV TRACK RECESSED ID 15	 388 LOGIC ID 09	 432 GROOVE IP54 ID 43				 481 GROOVE DISPLAY HCL ID 43	 520 BEN IP54 ID 10	
 78 DIAMANTE ID 82	 178 LITE ID 47		 254 HALL LED ESSENTIAL ID 38	 340 STYLO LV ID 88	 356 LV TRACK TUBE ID 15		 438 GROOVE DISPLAY IP54 ID 43				 482 HALL LED PRO HCL ID 38	 526 SCOUT ID 91	
 88 VECTOR ID 84	 184 RGL LED ID 04		 258 KLIP ID 64								 483 LINT EVO HCL ID 79	 532 MAGIS FLOOD ID 92	
 100 HYPE ID 81			 262 OTELLO LED ID 45								 484 OVVIO DISPLAY LED HCL ID 40		
 108 PROFREEL ID 83			 268 HALL LED CEILING EVO ID 28								 485 SEMPLICE LED HCL ID 67		
 114 WAVE DISPLAY ID 85			 276 HALL LED ESSENTIAL CEILING ID 28										
 118 OVVIO DISPLAY LED ID 40													
 122 GROOVE DISPLAY ID 43													

PRODUCTS INDEX

ALPHABETICAL ORDER

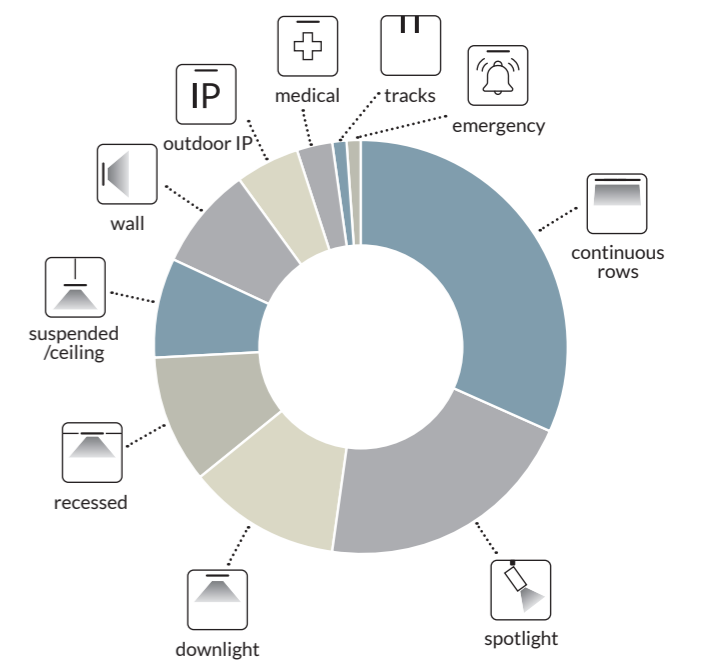
A		Hall Led Ceiling IP65	504	Otello Led	262
Absent	194	Hall Led Deep	222	Ovvio Display Led HCL	484
Absent HCL	476	Hall Led Essential	254	Ovvio Display Led	118
Absent Essential	190	Hall Led Essential Ceiling	276	P	
Arkeon	38	Hall Led FL	236	Pcm Evo	412
Arkeon HCL	477	Hall Led Ground	496	Pipe Line	154
Arkeon Med	456	Hall Led IP65	488	Profreel	108
Arkeon Wall	370	Hall Led Pro	242	Q	
		Hall Led Pro HCL	482	QI	296
B		Hall Led Proflex	248	R	
Ben 128, 212, 384		Hype	100	Rem	464
Ben HCL	478	I		Rgl Led	184
Ben IP54	520	Isi Led IP55	448	S	
Box Led	230	Isi Led IP65	452	Scout	526
Bright	50	Isib Led IP54	444	Semplice Led	72, 374
Bright HCL	479	J		Semplice Led HCL	485
C		Jools	148	Stilla	416
Cube Mini	226	Jools LV	336	Stylo	160
D		Jools Wall	380	Stylo LV	340
Diamante	78	K		T	
Dimkit10	544	Klip	258	Teres	282
Dimkit-GAD	545	L		Teres Exte	306
Dimkit-BTEU	546	Linea IP54	406	Teres IP66	510
Dimkit-HCL-BT	547	Lint Evo	66	Teres LV	320
Dimples	164, 204	Lint Evo HCL	483	Teres Micro Zoom	316
E		Lite	178, 198	U	
Ergo	398	Logic	388	Uplik	360
Eurostandard Track	346	Ludo	324	V	
F		Ludo Linear	332	Vector	88
Flip	208	Ludo Linear DK	328	W	
G		LV track	354	Wave	34
Groove	58	M		Wave Display	114
Groove Display	122	Magis	394		
Groove Display HCL	481	Magis Flood	532		
Groove Display IP54	438	N			
Groove HCL	480	Nobis	514		
Groove IP54	432	O			
H		One Ring	140		
Hall Led Ceiling Evo	268				



THE COMPANY

WE LIGHT UP OUR CUSTOMERS' BUSINESS

Since 1984, we have designed and produced lighting solutions thinking of light as a lever for the growth of our customers' business. A complete architectural range for **indoor and outdoor** spaces, with a calling for architectural lighting solutions.



THE COMPANY



A CONSTANT SEARCH THAT COMBINES INNOVATION AND EXPERIENCE

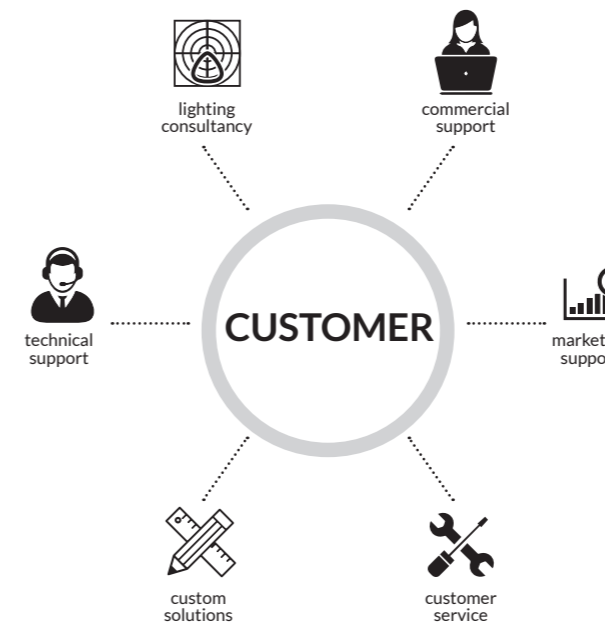

A focus on performance lies at the centre of our design philosophy, an attention that increasingly centres around **technological and stylistic research**, so that we can be ready to provide innovative and high performance solutions to a market in constant evolution.

The design ideas, stemming from the skills acquired over **years of experience**, mould with the input that we collect from the lighting sector and with the cooperation with the **best international design companies**.



PRODUCTION THAT FOCUSES ON DETAIL AND QUALITY


Quality products are the best way of standing out in a market as competitive as that of lighting. Our products are manufactured with the care and experience of an artisan workshop, combined with the important support offered by the **most innovative technologies** and the collaboration with **research laboratories and universities**. This attention permeates the entire process, from the design stage to prototyping and testing, all the way to mass production, a chain whose **quality is painstakingly and constantly monitored** by an internal quality control system.



THE VALUE OF CONSULTANCY AND SERVICE

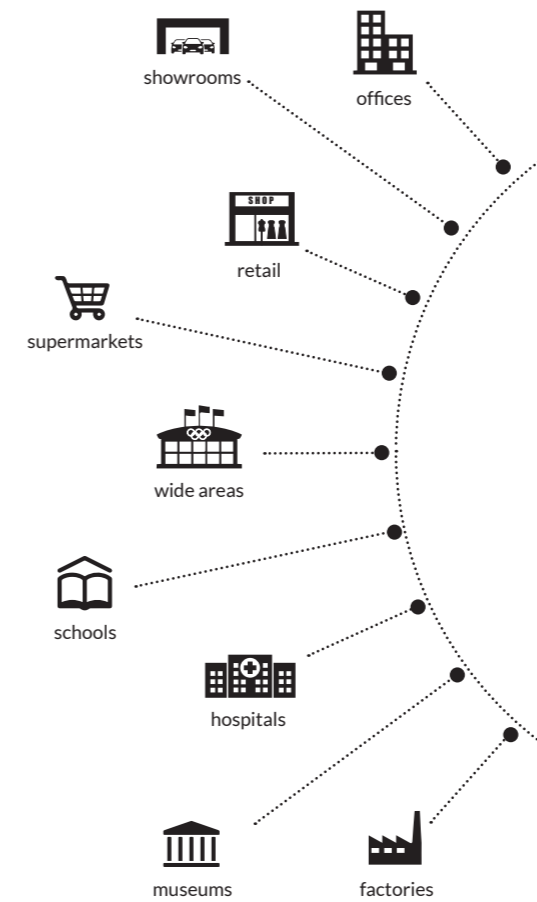
The customisation of a product is always a fresh and motivating challenge. On the one hand, it allows us to help customers bring to life their architectural project, by taking care of lighting in the most minute details; on the other, it enhances our ability to evolve in harmony with the market, providing us with incentives to constantly enrich our range with successful solutions.

From design to purchase and all the way to after-sales service, we offer **continuous technical advice**, combined with **fast response times** and the full availability of a team of highly qualified experts.



THE COMPANY

SOLUTIONS DESIGNED FOR ALL FIELDS OF APPLICATION...



For many years, Esse-ci have lit not only **offices, commercial buildings, schools and universities**, but also **museums, theatres, conference halls**, the entire **retail and mass retail** sector, as well as **specialist clinics and hospitals**. We also have products suited to **large public infrastructure** projects, such as train and underground stations. Our success has been rewarded to us over time with the continued trust of the market, allowing us to contribute to **large architectural projects**. With a brand new portfolio for 2020, we are now venturing into outdoor projects as well.

...AND EVERYWHERE IN THE WORLD

Each day, we distribute our products **from Italy throughout the world**, selected to meet the needs of the most diverse settings, from boutiques in Dubai to the Moscow underground, from Sydney offices to the Chicago public library; all situations with different needs and peculiarities that our technical staff are able to handle by developing the most suitable project solutions.






STUDEN
OFFICE

HU 150000	
ICT for Medicine	08:00 - 11:30
Faculty of Architecture	10:00 - 12:30
Faculty of Business Administration	13:00 - 15:30
Faculty of Education	16:00 - 18:30
Faculty of Health Sciences	19:00 - 21:30

EDUCATION Product: Diamante

ART & MUSEUMS Product: Owio Led






ACHIEVEMENTS

Product: Teres


RETAIL


ACHIEVEMENTS

OFFICES Product: Owvio Display Led - Semplice




OFFICES Product: Semplice





OFFICES Product: Groove - Hall Led Ceiling Evo



Product: Groove

OFFICES




SUPERMARKETS Product: Teres - Vector



AUDITORIUMS & CONFERENCE HALLS Product: Bright


ACHIEVEMENTS



UNDERGROUND STATIONS Product: Hall Led Essential - Box Led

Product: Stilla

RAILWAYS



INDUSTRIAL Product: Ergo



WIDE AREAS Product: Ergo

CONTINUOUS ROWS

WAVE	34
ARKEON	38
BRIGHT	50
GROOVE	58
LINT EVO	66
SEMPLICE LED	72
DIAMANTE	78
VECTOR	88
HYPE	100
PROFREEL	108
WAVE DISPLAY	114
OVVIO DISPLAY LED	118
GROOVE DISPLAY	122

WAVE

ID CODE: 85

Soft-line design for a truly versatile range: WAVE is suitable both as an element for single installation and as a system for continuous suspended or recessed rows. Direct/indirect emission with High Contrast microcell optical system and high glare control.

See also:
WAVE DISPLAY p. 114



Design
esse-ci

FEATURES

- Direct Emission
- Direct/Indirect Emission
- UGR < 16
- IP 40

LED

- 3000K/4000K
- >107lm/W
- CRI > 90
- Eye safety: RG0/RG1
- Mac Adams 3
- L80/B10 > 50.000h

CERTIFICATIONS

- CE
- A++
- 5 years warranty

ON REQUEST

- DALI - RDD code (verify the version)

Specifications Built-in driver.

Optic · High Contrast diffuser UGR < 16
· Double emission: direct / indirect

Body Aluminium body with epoxy powder coating.

Colour ○ White RAL 9003 (with black optics and end caps) - Code: B
● Black RAL 9005 (with white optics and end caps) - Code: C8



CONTINUOUS ROWS

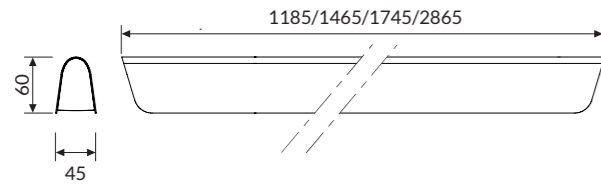
WAVE

WAVE

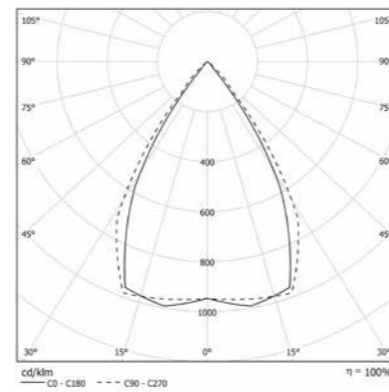
OPTIC

High Contrast diffuser UGR < 16.

End caps included. See accessories on p. 37.



IP 40 A++



COLOUR TEMPERATURE

4000K

3000K

COD	⚡	lm	mm
85DR26DKL490	26W	2938	1185
85DR36DKL490	36W	3852	1185
85DR31DKL490	31W	3503	1465
85DR45DKL490	45W	4815	1465
85DR37DKL490	37W	4181	1745
85DR54DKL490	54W	5778	1745
85DR61DKL490	61W	6893	2865
85DR90DKL490	90W	9630	2865

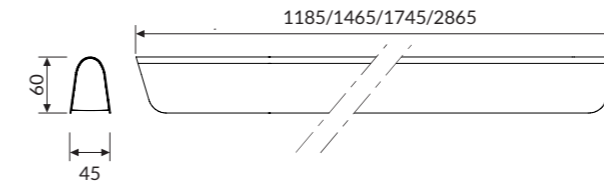
COD	⚡	lm	mm
85DR26DKL390	26W	2732	1185
85DR36DKL390	36W	3582	1185
85DR31DKL390	31W	3258	1465
85DR45DKL390	45W	4478	1465
85DR37DKL390	37W	3888	1745
85DR54DKL390	54W	5374	1745
85DR61DKL390	61W	6410	2865
85DR90DKL390	90W	8956	2865

WAVE DOUBLE EMISSION

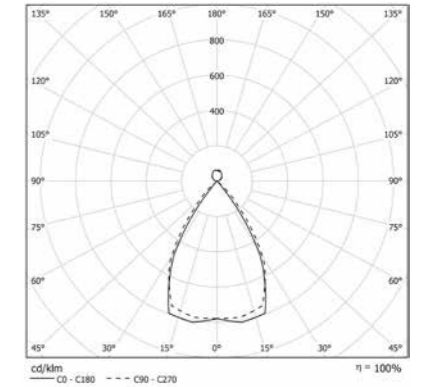
OPTIC

High Contrast diffuser UGR < 16 and upper diffuser for dual emission: direct / indirect.

End caps included. See accessories on p. 37.



IP 40 A++



DIRECT // INDIRECT EMISSION

mm	Power Direct Mod LP	Power Indirect Mod.	mm	Power Direct Mod HP	Power Indirect Mod.
1185	26	12	1185	36	12
1465	31	16	1465	45	16
1745	37	16	1745	54	16
2865	61	32	2865	90	32

COLOUR TEMPERATURE

4000K

3000K

COD	⚡	lm	mm
85DI38DKL490	38W	4234	1185
85DI48DKL490	48W	5148	1185
85DI47DKL490	47W	5231	1465
85DI61DKL490	61W	6543	1465
85DI53DKL490	53W	5909	1745
85DI70DKL490	70W	7506	1745
85DI93DKL490	93W	10349	2865
85DI122DKL490	122W	13086	2865

COD	⚡	lm	mm
85DI38DKL390	38W	3937	1185
85DI48DKL390	48W	4787	1185
85DI47DKL390	47W	4865	1465
85DI61DKL390	61W	6085	1465
85DI53DKL390	53W	5495	1745
85DI70DKL390	70W	6981	1745
85DI93DKL390	93W	9624	2865
85DI122DKL390	122W	12170	2865

Accessories



85AA13

Single wire 1500mm long adjustable suspension kit.



85AA1330

Single wire 3000mm long adjustable suspension kit.



85AA16

3 pole-powered supply box. Cable length 2000mm.



00AA165P

5 pole-powered supply box. Cable length 2000mm.



85AA11

Flexible mechanical/electrical creative joint.

ARKEON


ID CODE: 46

Arkeon is the new profile developed by Esse-ci to be extremely **flexible** and **high performing**. A linear design that integrates perfectly in any context such as an office, showroom, a retail or hospitality space. Available with both direct and direct/indirect emission, it guarantees a **seamless illumination**, even for the indirect part.

Different optics are available, such as the **new CLD collimated optics** and the **high contrast optics** as well as the possibility of inserting spot modules for accent lighting.





See also:

- ARKEON WALL p. 370
- ARKEON MED p. 456
- ARKEON HCL p. 477









Design
esse-ci

FEATURES

-  Direct Emission
-  Direct/Indirect Emission
-  UGR <16; <19; <22
-  IP 40





LED

-  3000K/4000K
-  >125 lm/W
-  CRI >90
-  Eye safety: RG0/RG1
-  Mac Adams 3
-  L80/B10 >50.000h

CERTIFICATIONS

-  CE
-  A++
-  5 years warranty

ON REQUEST


-  DALI - RDD code (verify the version)
-  BT Easy connect - BEM/BES code
-  Emergency kit 1/3 hour EM/EM 3h code
-  2700K - 6500K
-  ETL READY

Specifications Built-in driver.

- Optic**
- Direct / indirect emission with CLD technology diffuser (UGR<16)
 - PG frosted diffuser UGR<22
 - Polycarbonate asymmetric lens
 - High Contrast lens
 - Continuous indirect emission
 - SPOT modules with adjustable emission lens from 10° to 40°

Body Aluminum extruded body with epoxy powder coating.

- Colour**
- Matt white RAL 9003 - Code: B
 - Matt black RAL 9005 - Code: C8

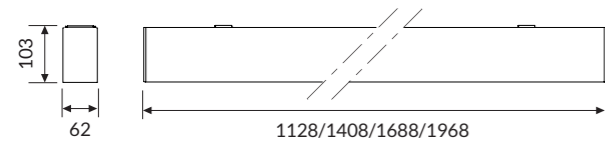


ARKEON HIGH EFFICIENCY CLD

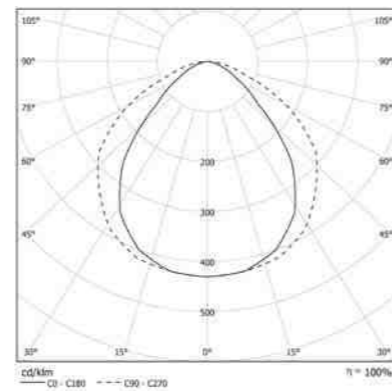
OPTIC

Direct emission with CLD technology diffuser (collimated diffuser UGR<1.6).

End caps not included. See accessories on p. 48.



IP 40 A++



COLOUR TEMPERATURE

4000K

3000K

COD	💡	lm	mm
46DR19CLDL490	19W	2375	1128
46DR24CLDL490	24W	3000	1408
46DR29CLDL490	29W	3625	1688
46DR34CLDL490	34W	4250	1968

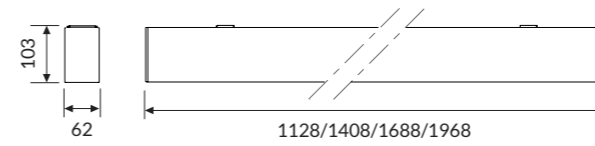
COD	💡	lm	mm
46DR19CLDL390	19W	2209	1128
46DR24CLDL390	24W	2790	1408
46DR29CLDL390	29W	3371	1688
46DR34CLDL390	34W	3933	1968

ARKEON HIGH EFFICIENCY CLD DOUBLE EMISSION

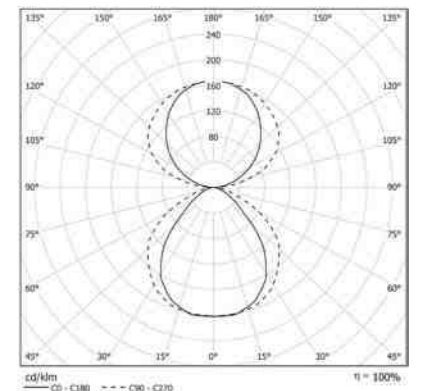
OPTIC

Direct / indirect emission with CLD technology diffuser (collimated diffuser UGR<1.6). Continuous indirect emission.

End caps not included. See accessories on p. 48.



IP 40 A++



DIRECT // INDIRECT EMISSION

mm	Power Direct Mod. HE	Power Indirect Mod. HE
1128	19W	19W
1408	24W	24W
1688	29W	29W
1968	34W	34W

COLOUR TEMPERATURE

4000K

3000K

COD	💡	lm	mm
46DI38CLDL490	38W	4513	1128
46DI48CLDL490	48W	5700	1408
46DI58CLDL490	58W	6889	1688
46DI68CLDL490	68W	8075	1968

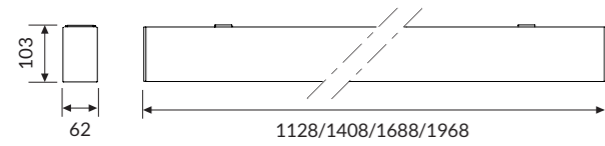
COD	💡	lm	mm
46DI38CLDL390	38W	4197	1128
46DI48CLDL390	48W	5301	1408
46DI58CLDL390	58W	6405	1688
46DI68CLDL390	68W	7511	1968

ARKEON HIGH OUTPUT CLD

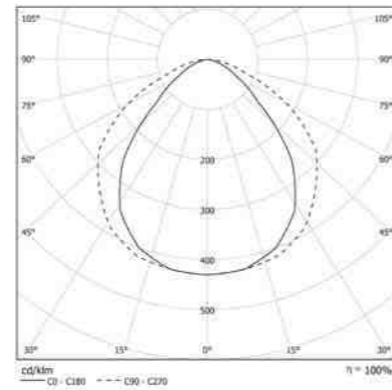
OPTIC

Direct emission with CLD technology diffuser (collimated diffuser UGR<1.6).

End caps not included. See accessories on p. 48.



IP 40 A++



COLOUR TEMPERATURE

4000K

3000K

COD	💡	lm	mm
46DR40CLDL490HO	40W	4200	1128
46DR50CLDL490HO	50W	5250	1408
46DR60CLDL490HO	60W	6300	1688
46DR70CLDL490HO	70W	7350	1968

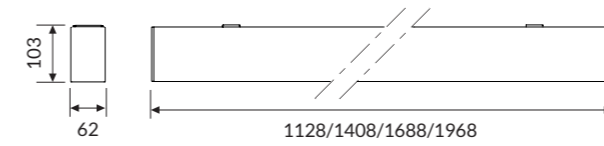
COD	💡	lm	mm
46DR40CLDL390HO	40W	3906	1128
46DR50CLDL390HO	50W	4882	1408
46DR60CLDL390HO	60W	5858	1688
46DR70CLDL390HO	70W	6835	1968

ARKEON HIGH OUTPUT CLD DOUBLE EMISSION

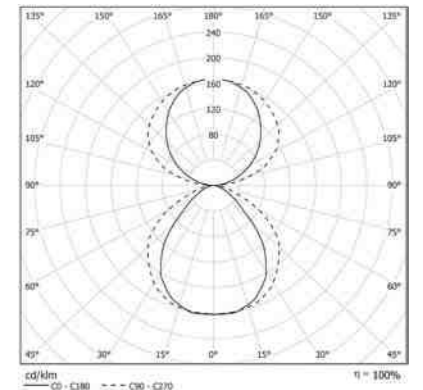
OPTIC

Direct / indirect emission with CLD technology diffuser (collimated diffuser UGR<1.6). Continuous indirect emission.

End caps not included. See accessories on p. 48.



IP 40 A++



DIRECT // INDIRECT EMISSION

mm	Power Direct Mod. HO	Power Indirect Mod. HE
1128	40W	19W
1408	50W	24W
1688	60W	29W
1968	70W	34W

COLOUR TEMPERATURE

4000K

3000K

COD	💡	lm	mm
46DI59CLDL490HO	59W	6338	1128
46DI74CLDL490HO	74W	7950	1408
46DI89CLDL490HO	89W	9563	1688
46DI104CLDL490HO	104W	11600	1968

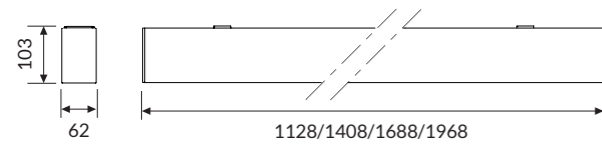
COD	💡	lm	mm
46DI59CLDL390HO	59W	5894	1128
46DI74CLDL390HO	74W	7393	1408
46DI89CLDL390HO	89W	8892	1688
46DI104CLDL390HO	104W	10768	1968

ARKEON DK DOUBLE EMISSION


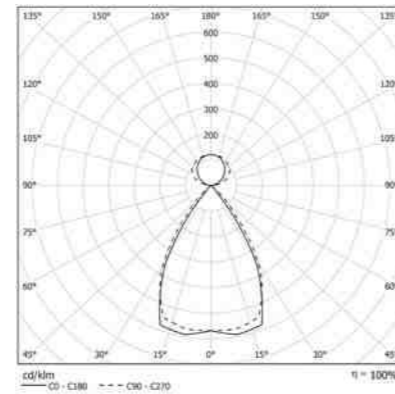
OPTIC

High Contrast diffuser (UGR<16).

End caps not included. See accessories on p. 48.



IP 40 A++



DIRECT // INDIRECT EMISSION

mm	Power Direct Mod.	Power Indirect Mod. HE
1128	36W	19W
1408	45W	24W
1688	54W	29W
1968	90W	48W

COLOUR TEMPERATURE

4000K

COD	Light Bulb Icon	lm	mm
46DI55DKL490	55W	5990	1128
46DI69DKL490	69W	7515	1408
46DI83DKL490	83W	9041	1688
46DI138DKL490	138W	15030	1968

3000K

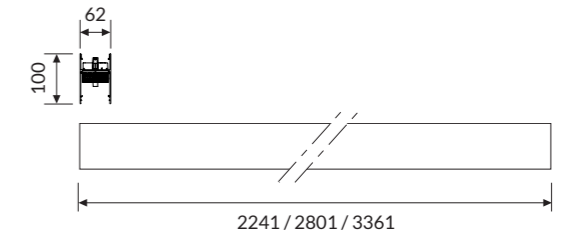
COD	Light Bulb Icon	lm	mm
46DI55DKL390	55W	5575	1128
46DI69DKL390	69W	6989	1408
46DI83DKL390	83W	8408	1688
46DI138DKL390	138W	13978	1968

ARKEON FREE PROFILE - SUSPENDED/CEILING

5 poles prewired aluminum body for ceiling and suspension applications. 10 poles on request.

COD	mm
46AA2241	2241
46AA2801	2801
46AA3361	3361

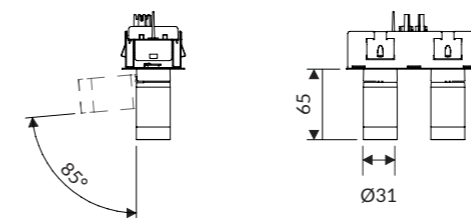
IP 20



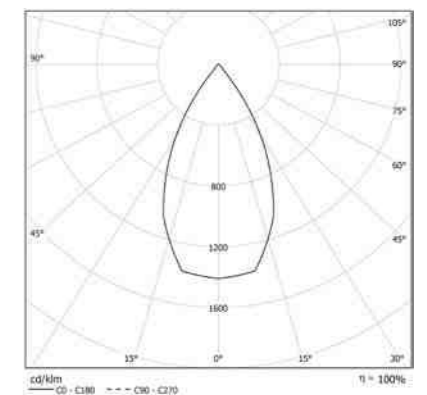
ARKEON FREE SPOT2X

OPTIC

Internal lens: adjustable emission from 10° to 40°



IP 40 A+



COLOUR TEMPERATURE

4000K

COD	Light Bulb Icon	lm
46ZM23L490	2x3W	524
46ZM27L490	2x7W	1120

3000K

COD	Light Bulb Icon	lm
46ZM23L390	2x3W	476
46ZM27L390	2x7W	1020

ARKEON FREE HIGH EFFICIENCY DIRECT

High efficiency lighting module , CRI>90.



IP 20 A++

COLOUR TEMPERATURE 4000K 3000K

COD	💡	lm	mm
46AA5L490	5W	780	280
46AA10L490	10W	1560	560
46AA14L490	14W	2340	840
46AA19L490	19W	3120	1120
46AA24L490	24W	3900	1400
46AA29L490	29W	4680	1680

COD	💡	lm	mm
46AA5L390	5W	750	280
46AA10L390	10W	1500	560
46AA14L390	14W	2250	840
46AA19L390	19W	3000	1120
46AA24L390	24W	3750	1400
46AA29L390	29W	4500	1680

ARKEON FREE HIGH OUTPUT DIRECT

High output lighting module , CRI>90.



IP 20 A++

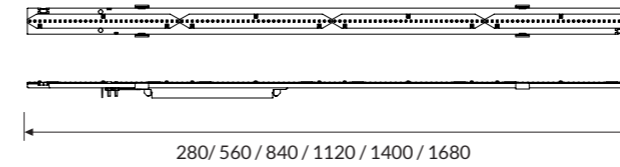
COLOUR TEMPERATURE 4000K 3000K

COD	💡	lm	mm
46AA10L490HO	10W	1520	280
46AA20L490HO	20W	3040	560
46AA30L490HO	30W	4560	840
46AA40L490HO	40W	6080	1120
46AA50L490HO	50W	7600	1400
46AA60L490HO	60W	9120	1680

COD	💡	lm	mm
46AA10L390HO	10W	1450	280
46AA20L390HO	20W	2900	560
46AA30L390HO	30W	4350	840
46AA40L390HO	40W	5800	1120
46AA50L390HO	50W	7250	1400
46AA60L390HO	60W	8700	1680

ARKEON FREE HIGH EFFICIENCY INDIRECT

High output lighting module , CRI>90.



IP 20 A++

COLOUR TEMPERATURE 4000K 3000K

COD	💡	lm	mm
46AA5L490HEIN	5W	780	280
46AA10L490HEIN	10W	1560	560
46AA14L490HEIN	14W	2340	840
46AA19L490HEIN	19W	3120	1120
46AA24L490HEIN	24W	3900	1400
46AA29L490HEIN	29W	4680	1680

COD	💡	lm	mm
46AA5L390HEIN	5W	750	280
46AA10L390HEIN	10W	1500	560
46AA14L390HEIN	14W	2250	840
46AA19L390HEIN	19W	3000	1120
46AA24L390HEIN	24W	3750	1400
46AA29L390HEIN	29W	4500	1680

ARKEON FREE HIGH OUTPUT INDIRECT

High output lighting module , CRI>90.



IP 20 A++

COLOUR TEMPERATURE 4000K 3000K

COD	💡	lm	mm
46AA10L490HOIN	10W	1520	280
46AA20L490HOIN	20W	3040	560
46AA30L490HOIN	30W	4560	840
46AA40L490HOIN	40W	6080	1120
46AA50L490HOIN	50W	7600	1400
46AA60L490HOIN	60W	9120	1680

COD	💡	lm	mm
46AA10L390HOIN	10W	1450	280
46AA20L390HOIN	20W	2900	560
46AA30L390HOIN	30W	4350	840
46AA40L390HOIN	40W	5800	1120
46AA50L390HOIN	50W	7250	1400
46AA60L390HOIN	60W	8700	1680

Accessories



46AA13
46AA1330
Single wire 1500mm / 3000mm long adjustable suspension kit.



46AA14
Ceiling mounting kit.



00AA16
00AA165P
00AA167P
00AA1610P
3, 5, 7, 10 poles-ceiling rose power cable. Cable length 2000mm.



46AA09
End caps kit.



46AA11
Electrified linear joint.



46AA05
2 ways joint.



46AA06
3 ways joint.



46AA07
4 ways joint.



46DR10L490A90: 10W(HE) 4000K
46DR10L390A90: 10W(HE) 3000K
46DR20L490A90: 20W(HO) 4000K
46DR20L390A90: 20W(HO) 3000K
2 ways luminous joint 90°.



46CLD5000
46CLD10000
CLD optic (collimated diffuser, UGR<16), 10m coil to be measured and cut on site to provide continuous gap-free light diffusion.



46PG5000
46PG10000
Methacrylate satin diffuser UGR<22, 10m coil to be measured and cut on site to provide continuous gap-free light diffusion.



46TR5000
46TR10000
Optional transparent diffuser for indirect emission, 10m coil to be measured and cut on site to provide continuous gap-free light diffusion.



46AS3000
Asymmetric lens, 3000mm.




46MC500: 5 m
46MC1000: 10 m
Blind module connection in painted coil adaptable to size on site.


Technical Note

ASSEMBLY LAYOUT

ARKEON FREE PROFILE - ARKEON FREE - ARKEON FREE SPOT



PHOTOMETRIC CURVES OF OPTICS:



CLD optic PG optic asymmetric optic High Contrast optic

BRIGHT

ID CODE: 80





BRIGHT can be specified as a pendant, surface or recessed fixture, and is suitable for both wall and ceiling mounting. The product features an electrified spine containing the electrical connection and LED driver. The separate main body, which is produced from powder coated extruded aluminum, contains the LED and optics in a secure sealed unit. This element can be simply second fixed using unskilled labour due to the **unique 'push-fit' technology**, saving the installer time and therefore money. This **innovative method of electrical connection** between the lighting module and electrified spine eliminates any potential of cross polarity and therefore damage to the LEDs. Suspended versions can be height adjusted using the clutch operated wire suspensions and all products come through wired as standard. Separate accent spotlights can be integrated into system profiles.

See also:







BRIGHT HCL

p. 479

FEATURES

-  Direct Emission
-  Direct/Indirect Emission
-  UGR <19; <22
-  IP 40




LED

-  3000K/4000K
-  >107 lm/W
-  CRI >90
-  Eye safety: RG0/RG1
-  Mac Adams 3
-  L80/B10 >50.000h

CERTIFICATIONS

-  CE
-  A++
-  5 years warranty
- 

ON REQUEST

-  DALI - RDD code (verify the version)
-  BT Easy connect - BEM/BES code
-  Emergency kit 1/3 hour EM/EM 3h code
-  2700K - 5000K



Design
esse-ci

Specifications Built-in driver.

Optic

- DPL technology diffuser to control glare UGR <19
- PG diffuser for soft diffusion with UGR<22
- Diffuser with Indirect Light Control (ILC) technology to favor the indirect illumination
- Double emission: direct / indirect

Body Aluminum extruded body with epoxy powder coating.

Colour

- Matt white RAL 9003 - Code: B
- Matt black RAL 9005 - Code: C8

CONTINUOUS ROWS

BRIGHT

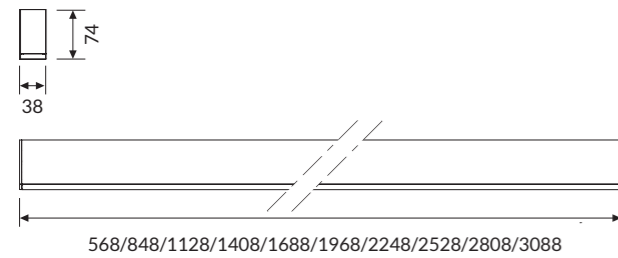


BRIGHT DPL LOW POWER

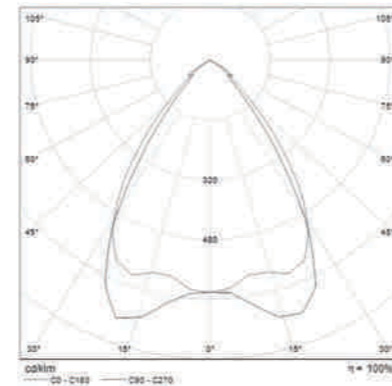
OPTIC

Diffuser with Diamond Prism Technology UGR<19 for environments with display screen equipment.
ILC (Indirect Light Control) technology for partially indirect emission.

End caps included. See accessories on p. 57.



IP 40 A++



COLOUR TEMPERATURE

4000K

3000K

COD	💡	lm	mm
80DPL12L490	12W	1248	568
80DPL18L490	18W	1872	848
80DPL24L490	24W	2496	1128
80DPL30L490	30W	3120	1408
80DPL36L490	36W	3744	1688
80DPL42L490	42W	4368	1968
80DPL48L490	48W	4992	2248
80DPL54L490	54W	5616	2528
80DPL60L490	60W	6240	2808
80DPL66L490	66W	6864	3088

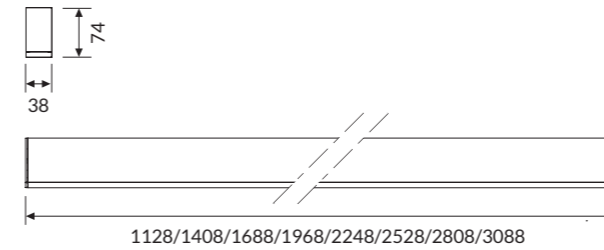
COD	💡	lm	mm
80DPL12L390	12W	1161	568
80DPL18L390	18W	1741	848
80DPL24L390	24W	2321	1128
80DPL30L390	30W	2902	1408
80DPL36L390	36W	3482	1688
80DPL42L390	42W	4062	1968
80DPL48L390	48W	4643	2248
80DPL54L390	54W	5223	2528
80DPL60L390	60W	5803	2808
80DPL66L390	66W	6384	3088

BRIGHT DPL LOW POWER DOUBLE EMISSION

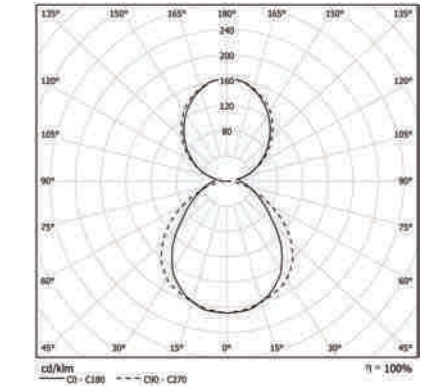
OPTIC

Lower diffuser with Diamond Prism Technology UGR<19 for environments with display screen equipment.
ILC (Indirect Light Control) technology and upper PG protective diffuser for dual emission: direct / indirect.

End caps included. See accessories on p. 57.



IP 40 A++



DIRECT // INDIRECT EMISSION

mm	Power Direct Mod.	Power Indirect Mod.
1128	24W	6W
1408	30W	6W
1688	36W	12W
1968	42W	12W

COLOUR TEMPERATURE

4000K

COD	💡	lm	mm	N. Mod. Ind.
80DI30DPLL490	30W	3068	1128	2
80DI36DPLL490	36W	3692	1408	2
80DI48DPLL490	48W	4875	1688	2
80DI54DPLL490	54W	5499	1968	2
80DI72DPLL490	72W	7254	2248	4
80DI78DPLL490	78W	7878	2528	4
80DI84DPLL490	84W	8502	2808	4
80DI90DPLL490	90W	9126	3088	4

mm	Power Direct Mod.	Power Indirect Mod.
2248	48W	24W
2528	54W	24W
2808	60W	24W
3088	66W	24W

3000K

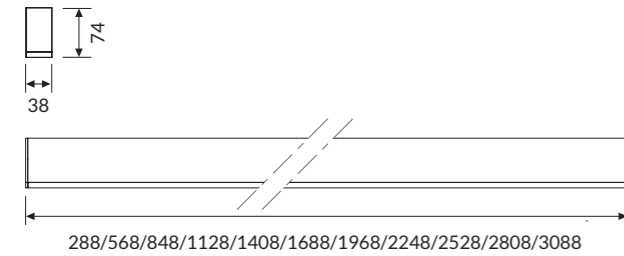
COD	💡	lm	mm	N. Mod. Ind.
80DI30DPLL390	30W	2853	1128	2
80DI36DPLL390	36W	3434	1408	2
80DI48DPLL390	48W	4534	1688	2
80DI54DPLL390	54W	5114	1968	2
80DI72DPLL390	72W	6747	2248	4
80DI78DPLL390	78W	7327	2528	4
80DI84DPLL390	84W	7907	2808	4
80DI90DPLL390	90W	8488	3088	4

BRIGHT PG LOW POWER

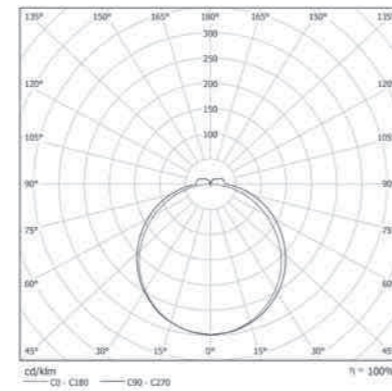
OPTIC

Methacrylate satin antistatic diffuser screen, UGR<22.
ILC (Indirect Light Control) technology for partially indirect emission.

End caps included. See accessories on p. 57.



IP 40 A++



COLOUR TEMPERATURE

4000K

COD	⚡	lm	mm
80PG6L490	6W	642	288
80PG12L490	12W	1284	568
80PG18L490	18W	1926	848
80PG24L490	24W	2568	1128
80PG30L490	30W	3210	1408
80PG36L490	36W	3852	1688
80PG42L490	42W	4494	1968
80PG48L490	48W	5136	2248
80PG54L490	54W	5778	2528
80PG60L490	60W	6420	2808
80PG66L490	66W	7062	3088

3000K

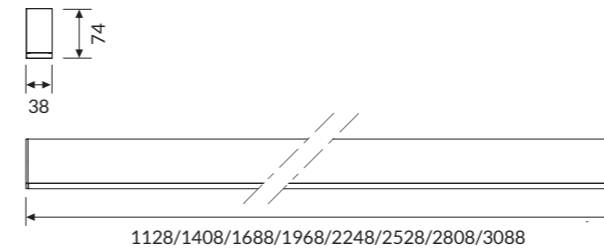
COD	⚡	lm	mm
80PG6L390	6W	597	288
80PG12L390	12W	1194	568
80PG18L390	18W	1791	848
80PG24L390	24W	2388	1128
80PG30L390	30W	2985	1408
80PG36L390	36W	3582	1688
80PG42L390	42W	4179	1968
80PG48L390	48W	4776	2248
80PG54L390	54W	5374	2528
80PG60L390	60W	5971	2808
80PG66L390	66W	6568	3088

BRIGHT PG LOW POWER DOUBLE EMISSION

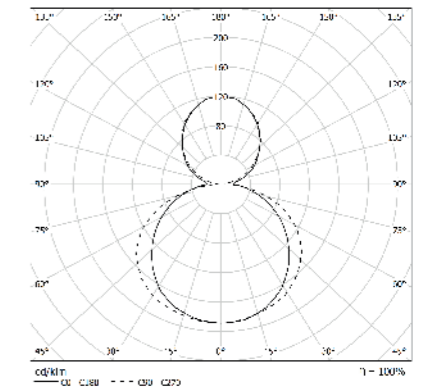
OPTIC

Lower methacrylate satin antistatic diffuser screen, UGR<22.
ILC (Indirect Light Control) technology and upper PG protective diffuser for dual emission: direct / indirect.

End caps included. See accessories on p. 57.



IP 40 A++



DIRECT // INDIRECT EMISSION

mm	Power Direct Mod.	Power Indirect Mod.
1128	24W	6W
1408	30W	6W
1688	36W	12W
1968	42W	12W

COLOUR TEMPERATURE

4000K

COD	⚡	lm	mm	N. Mod. Ind.
80DI30PGL490	30W	3140	1128	2
80DI36PGL490	36W	3782	1408	2
80DI48PGL490	48W	4983	1688	2
80DI54PGL490	54W	5625	1968	2
80DI72PGL490	72W	7398	2248	4
80DI78PGL490	78W	8040	2528	4
80DI84PGL490	84W	8682	2808	4
80DI90PGL490	90W	9324	3088	4

mm	Power Direct Mod.	Power Indirect Mod.
2248	48W	24W
2528	54W	24W
2808	60W	24W
3088	66W	24W

COLOUR TEMPERATURE

3000K

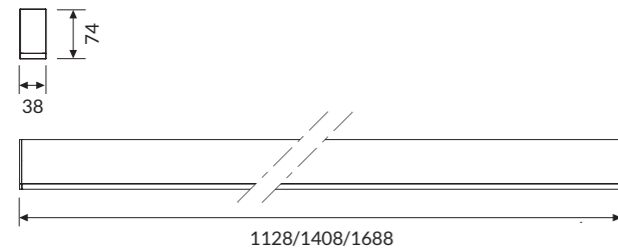
COD	⚡	lm	mm	N. Mod. Ind.
80DI30PGL390	30W	2920	1128	2
80DI36PGL390	36W	3517	1408	2
80DI48PGL390	48W	4634	1688	2
80DI54PGL390	54W	5231	1968	2
80DI72PGL390	72W	6880	2248	4
80DI78PGL390	78W	7478	2528	4
80DI84PGL390	84W	8075	2808	4
80DI90PGL390	90W	8672	3088	4

BRIGHT PG HIGH POWER

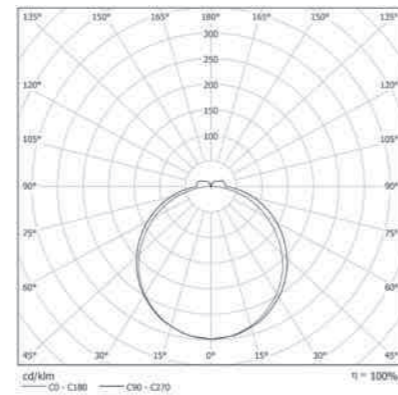
OPTIC

Methacrylate satin antistatic diffuser screen, UGR<22.
ILC (Indirect Light Control) technology for partially indirect emission.

End caps included. See accessories on p. 57.



IP 40 A++



COLOUR TEMPERATURE

4000K

3000K

COD	💡	lm	mm
80PG48L490HP	48W	5136	1128
80PG60L490HP	60W	6420	1408
80PG72L490HP	72W	7704	1688

COD	💡	lm	mm
80PG48L390HP	48W	4776	1128
80PG60L390HP	60W	5971	1408
80PG72L390HP	72W	7165	1688

Accessories

SUSPENSION



80AA13
Single wire 1500mm long adjustable suspension kit.



80AA1330
Single wire 3000mm long adjustable suspension kit.



00AA16
3 poles-ceiling rose power cable. Cable length 2000mm.



00AA165P
5 poles-ceiling rose power cable. Cable length 2000mm.



80AA11
Electrified linear joint.



80AA05
Electrified 2 ways joint 90°.



80AA06
Electrified 3 ways joint.



80AA07
Electrified 4 ways joint.



80MC1000: 1000mm
80MC2000: 2000mm
Blind connection module in aluminium with linear mechanical joints included. Enquire for other lengths.

RECESSED



80AAPIL
Header kit for recessed installation.



80PL24: for 24W (LP) / 48W (HP)
80PL30: for 30W (LP) / 60W (HP)
80PL36: for 36W (LP) / 72W (HP)
80PL42: for 42W (LP)
80PL48: for 48W (LP)
80PL54: for 54W (LP)
80PL60: for 60W (LP)
80PL66: for 66W (LP)

Side aluminum profile recessing, also for continuous-row. Each item code is composed of 2 pieces of aluminum profile, joint plates and spacers for alignment. Stirrup brackets magnetically hold the Bright module into the profile for a trimless effect.

WALL



80AA15
Kit for wall installation.



80AA151M
Kit for wall installation Bright 6W / 12W.

GROOVE





ID CODE: 43

GROOVE is a **competitive** and **versatile** profile suitable for recessed, surface and suspended mounting. Produced from painted extruded aluminium in a wide range of lengths and fitted with the latest LED technology for direct or bi-directional light distribution. With its choice of optics, GROOVE is a **perfect high performance ambient lighting solution** for commercial applications and, with the additional of powerful adjustable accent spotlights, it is suitable for retail and educational applications too. A wide range of accessories are available, making GROOVE an **extremely flexible** design tool for architects and lighting designers.






See also:

GROOVE IP54	p. 432
GROOVE HCL	p. 480
GROOVE DISPLAY	p. 122
GROOVE DISPLAY IP54	p. 438
GROOVE DISPLAY HCL	p. 481

FEATURES

-  Direct Emission
-  Direct/Indirect Emission
-  UGR < 19
-  IP 40





LED

-  3000K/4000K
- >105 lm/W icon" data-bbox="157 558 172 573"/> >105 lm/W
-  CRI > 90
-  Eye safety: RG0/RG1
-  Mac Adams 3
-  L80/B10 > 50.000h

CERTIFICATIONS

-  CE
- A⁺⁺ - A⁺**
-  5 years warranty
- 

ON REQUEST

-  DALI - RDD code (verify the version)
-  BT Easy connect - BEM/BES code
-  Emergency kit 1/3 hour EM/EM 3h code
-  2700K - 5000K



Design
esse-ci

Specifications Built-in driver.


Optic

- DPL technology diffuser, UGR<19, for environments with display screen equipment
- Suspended version with double emission: direct / indirect
- SPOT modules with internal aluminum reflectors 50° beam angle

Body Aluminum extruded body with epoxy powder coating.

Colour

- Matt white RAL 9003 - Code: B
- Matt black RAL 9005 - Code: C8

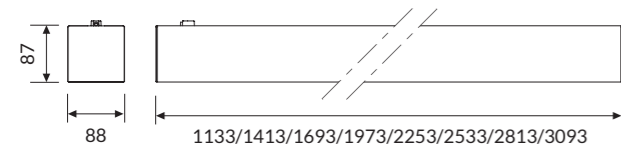


GROOVE LOW POWER

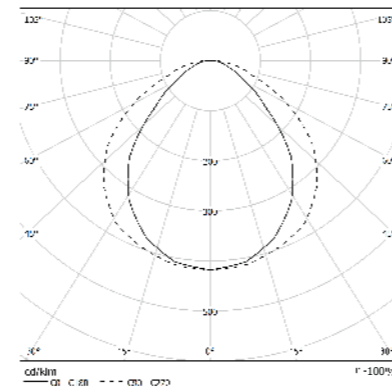
OPTIC

Direct emission with DPL technology diffuser (UGR<19).

End caps not included. See accessories on p. 65.



IP 40 A++



COLOUR TEMPERATURE

4000K

3000K

COD	Light Bulb Icon	lm	mm
43DR24DPLL490	24W	2520	1133
43DR30DPLL490	30W	3150	1413
43DR36DPLL490	36W	3780	1693
43DR42DPLL490	42W	4410	1973
43DR48DPLL490	48W	5040	2253
43DR54DPLL490	54W	5670	2533
43DR60DPLL490	60W	6300	2813
43DR66DPLL490	66W	6930	3093

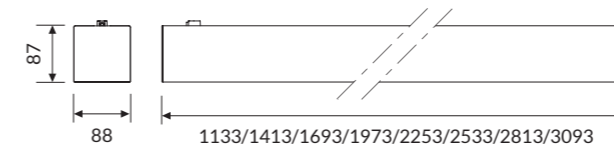
COD	Light Bulb Icon	lm	mm
43DR24DPLL390	24W	2343	1133
43DR30DPLL390	30W	2930	1413
43DR36DPLL390	36W	3515	1693
43DR42DPLL390	42W	4101	1973
43DR48DPLL390	48W	4687	2253
43DR54DPLL390	54W	5273	2533
43DR60DPLL390	60W	5859	2813
43DR66DPLL390	66W	6445	3093

GROOVE LOW POWER DOUBLE EMISSION

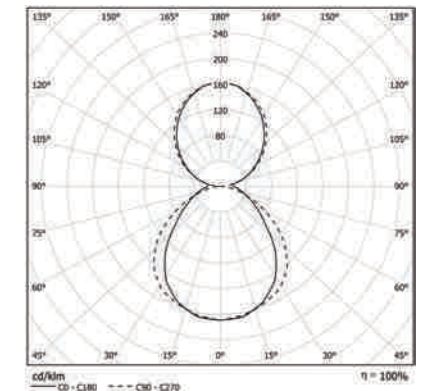
OPTIC

Direct / indirect emission with DPL technology diffuser (UGR<19).

End caps not included. See accessories on p. 65.



IP 40 A++



DIRECT // INDIRECT EMISSION

mm	Power Direct Mod.	Power Indirect Mod.
1133	24W	6W
1413	30W	6W
1693	36W	12W
1973	42W	12W

mm	Power Direct Mod.	Power Indirect Mod.
2253	48W	24W
2533	54W	24W
2813	60W	24W
3093	66W	24W

COLOUR TEMPERATURE

4000K

3000K

COD	Light Bulb Icon	lm	mm
43DI30DPLL490	30W	3170	1133
43DI36DPLL490	36W	3800	1413
43DI48DPLL490	48W	5080	1693
43DI54DPLL490	54W	5710	1973
43DI72DPLL490	72W	7640	2253
43DI78DPLL490	78W	8270	2533
43DI84DPLL490	84W	8900	2813
43DI90DPLL490	90W	9530	3093

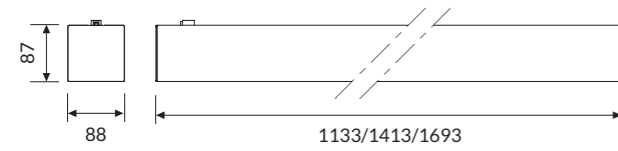
COD	Light Bulb Icon	lm	mm
43DI30DPLL390	30W	2948	1133
43DI36DPLL390	36W	3534	1413
43DI48DPLL390	48W	4724	1693
43DI54DPLL390	54W	5310	1973
43DI72DPLL390	72W	7105	2253
43DI78DPLL390	78W	7691	2533
43DI84DPLL390	84W	8277	2813
43DI90DPLL390	90W	8863	3093

GROOVE HIGH POWER

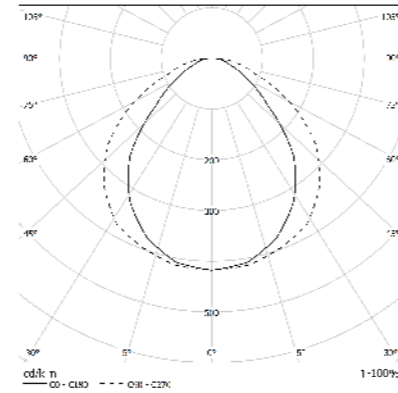
OPTIC

Direct emission with DPL technology diffuser (UGR<19).

End caps not included. See accessories on p. 65.



IP 40 A++



COLOUR TEMPERATURE

4000K

COD	💡	lm	mm
43DR45DPLL490HP	45W	4725	1133
43DR57DPLL490HP	57W	5985	1413
43DR68DPLL490HP	68W	7140	1693

3000K

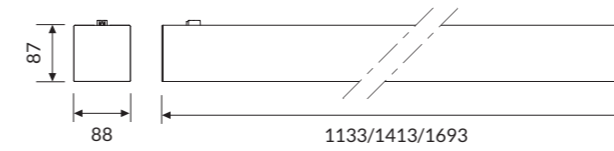
COD	💡	lm	mm
43DR45DPLL390HP	45W	4394	1133
43DR57DPLL390HP	57W	5566	1413
43DR68DPLL390HP	68W	6640	1693

GROOVE HIGH POWER DOUBLE EMISSION

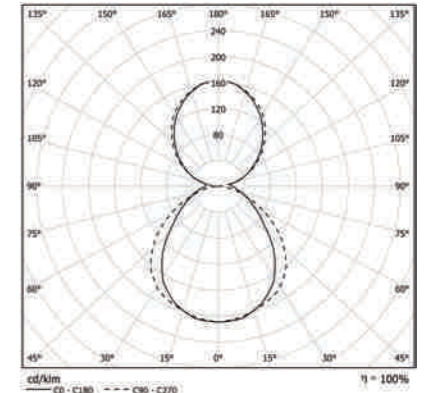
OPTIC

Direct / indirect emission with DPL technology diffuser (UGR<19).

End caps not included. See accessories on p. 65.



IP 40 A++



DIRECT // INDIRECT EMISSION

mm	Power Direct Mod.	Power Indirect Mod.
1133	45W	6W
1413	57W	6W
1693	68W	12W

COLOUR TEMPERATURE

4000K

COD	💡	lm	mm
43DI51DPLL490HP	51W	5375	1133
43DI63DPLL490HP	63W	6635	1413
43DI80DPLL490HP	80W	9740	1693

3000K

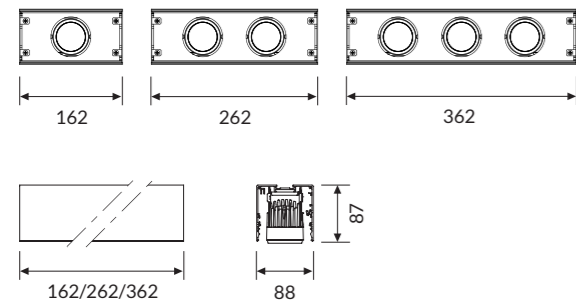
COD	💡	lm	mm
43DI51DPLL390HP	51W	4998	1133
43DI63DPLL390HP	63W	6171	1413
43DI80DPLL390HP	80W	9058	1693

GROOVE SPOT

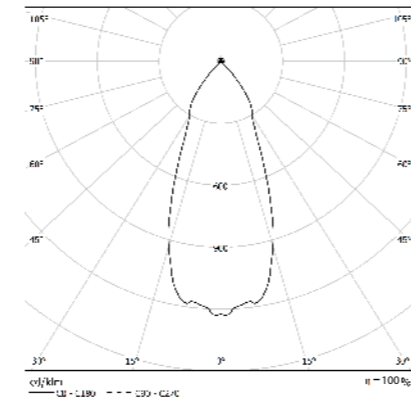
OPTIC

Aluminum reflectors 50° beam angle.

Not for single installation.



IP 40 A+



COLOUR TEMPERATURE

4000K

3000K

COD	💡	lm
43AA113L49050	1x13W	1x1112
43AA213L49050	2x13W	2x1112
43AA313L49050	3x13W	3x1112

COD	💡	lm
43AA113L39050	1x13W	1x990
43AA213L39050	2x13W	2x990
43AA313L39050	3x13W	3x990

Accessories



43AA13
Single wire 1500mm long adjustable suspension kit.



43AA1330
Single wire 3000mm long adjustable suspension kit.



00AA16
3 poles-ceiling rose power cable. Cable length 2000mm.



00AA165P
5 poles-ceiling rose power cable. Cable length 2000mm.



43AA09
End caps kit.



43MC1000: 1000mm
43MC2000: 2000mm
Aluminium blind module with mechanical linear joints included.



43AA11
Electrified linear joint.



43DR12L490A90: 12W(LP) 4000K
43DR12L390A90: 12W(LP) 3000K
43DR24L490A90: 24W(HP) 4000K
43DR24L390A90: 24W(HP) 3000K
2 ways luminous joint 90°.



43AA05
2 ways joint.



43AA06
3 ways joint.



43AA07
4 ways joint.



43AA17
Brackets kit for recessed installation.



43PG10000
Methacrylate satin diffuser UGR<22, 10m coil to be measured and cut on site to provide continuous gap-free light diffusion.

LINT EVO

ID CODE: 79

LINT EVO is the latest version of the time-proven LINT product. Sharing the original sleek aesthetic profile, LINT EVO makes use of the latest cutting-edge LED technology and improved optical control. This evolution achieves **incredible delivered efficacy** meaning designers can use this product in even the most demanding of applications. The body is produced from polyester powder coated extruded aluminium, with die-cast end caps. Optical control is available in two forms; DPL for office applications needing glare control (UGR<19), and the softlight PG optic (UGR <22) for other areas. The **bi-directional light distribution** is achieved by recycling some of the direct emission, thereby saving energy as there are no separate LEDs specifically used for the indirect component.






Design
Serge & Robert Cornelissen







See also:

LINT EVO HCL p. 483




FEATURES

-  Direct/Indirect Emission
-  UGR <19; <22
-  IP 40





LED

-  3000K/4000K
-  >92 lm/W
-  CRI >90
-  Eye safety: RG0/RG1
-  Mac Adams 3
-  L80/B10 >50.000h

CERTIFICATIONS

-  CE
-  A++
-  5 years warranty

ON REQUEST

-  DALI - RDD code (verify the version)
-  BT Easy connect - BEM/BES code
-  Emergency kit 1/3 hour EM/EM 3h code
-  2700K - 5000K


Specifications Built-in driver.

Optic

- DPL (Diamond Prism LED) technology with UGR<19. Direct/indirect emission
- PG diffuser for even diffused emission with UGR<22 (see the accessories page)

Body Extruded aluminum body with epoxy powder coating.

Colour ○ Matt white RAL 9003 - Code: B

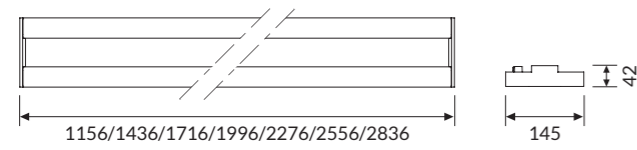


LINT EVO DPL LOW POWER DOUBLE EMISSION

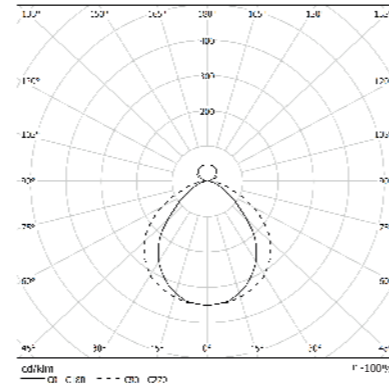
OPTIC

Diffuser with DPL technology UGR<19 for environments with display screen equipment.
Double emission: direct / indirect.

End caps included. See accessories on p. 70.



IP 40 A++




LINT EVO DPL HIGH POWER DOUBLE EMISSION

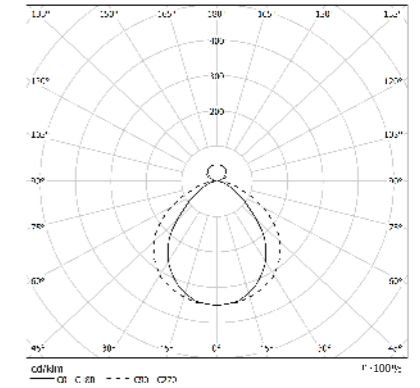
OPTIC

Diffuser with DPL technology UGR<19 for environments with display screen equipment.
Double emission: direct / indirect.

End caps included. See accessories on p. 70.



IP 40 A++



COLOUR TEMPERATURE

4000K

COD	💡	lm	mm
79DI24DPLL490	24W	2225	1156
79DI30DPLL490	30W	2754	1436
79DI36DPLL490	36W	3304	1716
79DI42DPLL490	42W	3855	1996
79DI48DPLL490	48W	4406	2276
79DI54DPLL490	54W	4957	2556
79DI60DPLL490	60W	5507	2836

3000K

COD	💡	lm	mm
79DI24DPLL390	24W	1971	1156
79DI30DPLL390	30W	2461	1436
79DI36DPLL390	36W	2953	1716
79DI42DPLL390	42W	3445	1996
79DI48DPLL390	48W	3938	2276
79DI54DPLL390	54W	4430	2556
79DI60DPLL390	60W	4922	2836

COLOUR TEMPERATURE

4000K

COD	💡	lm	mm
79DI48DPLL490HP	48W	4406	1156
79DI60DPLL490HP	60W	5507	1436
79DI72DPLL490HP	72W	6609	1716

3000K

COD	💡	lm	mm
79DI48DPLL390HP	48W	3938	1156
79DI60DPLL390HP	60W	4922	1436
79DI72DPLL390HP	72W	5906	1716

Accessories



79AA13
Single wire 1500mm long adjustable suspension kit.



79AA1330
Single wire 3000mm long adjustable suspension kit.



79AA11
Electified linear joint.



00AA16
3 poles-ceiling rose power cable. Cable length 2000mm.



00AA165P
5 poles-ceiling rose power cable. Cable length 2000mm.

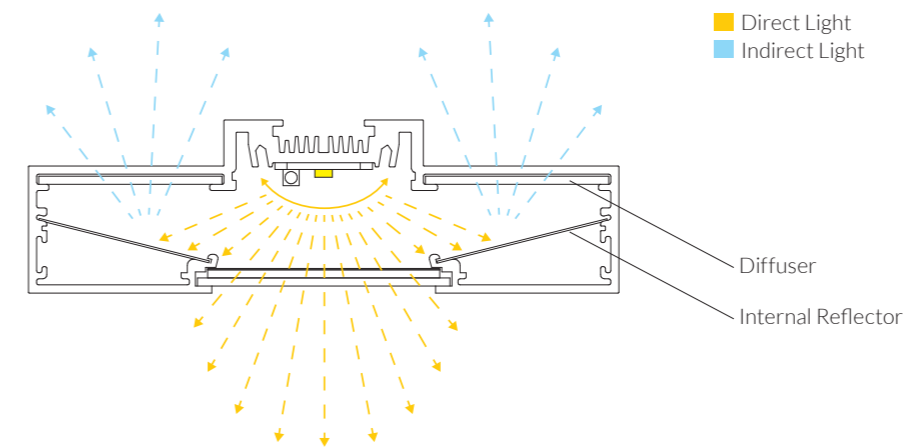


79PG1156: for 24W(LP) / 48W(HP)
79PG1436: for 30W(LP) / 60W(HP)
79PG1716: for 36W(LP) / 72W(HP)
79PG1996: for 42W(LP)
79PG2276: for 48W(LP)
79PG2556: for 54W(LP)
79PG2836: for 60W(LP)
PG diffuser for diffused emission with UGR<22.

Technical Note

DIRECT / INDIRECT EMISSION

The double emission of LINT EVO is created from a single LED source for optimum efficiency. The indirect component is achieved by the use dedicated internal reflectors, which reflect a proportion of the LEDs emission upwards and out through satin opal covered linear slots in the luminaire body, gently washing the ceiling above the fitting. This significantly increases the overall efficacy of the product.



SEMPLICE LED

ID CODE: 67

SEMPLICE is an **innovative lighting solution** suited to a wide range of interior applications including commercial, leisure and retail environments. Never before has a product been so versatile, with suspended or directly surface mounted versions available for wall and ceiling mounting. They can be individually installed, continuously mounted or even pattern formed using the tailored range of accessories. Unique in the fact that **light is emitted in all directions including the ends**, thanks to the integrated LED technology and translucent end caps. A broad collection matching products can be specified for free-standing and EUtrack mounting, giving the user continuity of product, but complete design freedom in a project.

See also:




SEMPLICE wall/floor

p. 374







SEMPLICE LED HCL

p. 485

FEATURES

-  Direct/Indirect Emission
-  UGR <22
-  IP 40


LED


-  3000K/4000K
-  >90 lm/W
-  CRI >90
-  Eye safety: RG0/RG1
-  Mac Adams 3
-  L80/B10 >50.000h

CERTIFICATIONS

-  CE
-  A++
-  5 years warranty
- 

ON REQUEST

-  DALI - RDD code (verify the version)
-  Emergency kit 1/3 hour EM/EM.3h code
-  2700K - 5000K



Design
Quargnale // Ruatti studio Architetti



CONTINUOUS ROWS

SEMPLICE LED

Specifications Built-in driver.

Optic

- PG for soft and homogenous emission without areas of shade
- EB for side emission

Body

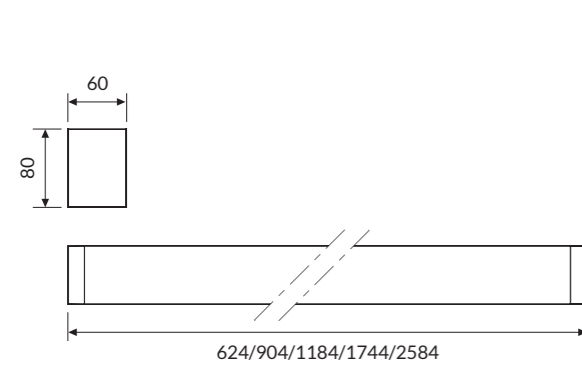

Body - diffuser manufactured from shock-resistant, anti-static technopolymer, with an exclusive paint treatment to guarantee constant soft light homogeneity. End caps and joint accessories are produced in the same material to ensure seamless lines of light.

SEMPLICE LED PG

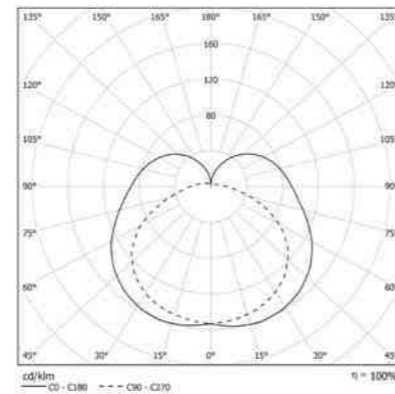
OPTIC

PMMA technopolymer (UGR<22) with surface treatment for completely uniform light distribution. Integrated LED technology.

See accessories on p. 77.



IP 40 A++



COLOUR TEMPERATURE

4000K

3000K

COD	💡	lm	mm
67PG24L490HP	24W	2160	624
67PG36L490HP	36W	3240	904
67PG48L490HP	48W	4320	1184
67PG72L490HP	72W	6480	1744
67PG108L490HP	108W	9720	2584

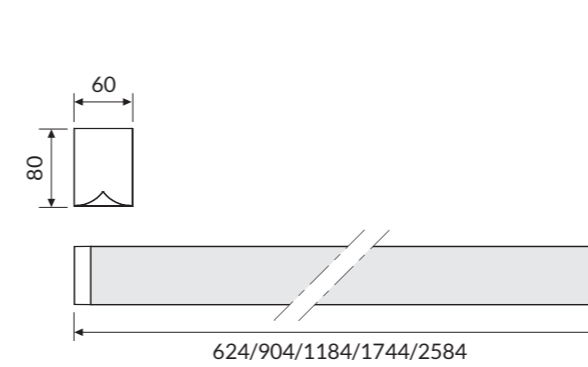

COD	💡	lm	mm
67PG24L390HP	24W	2052	624
67PG36L390HP	36W	3078	904
67PG48L390HP	48W	4104	1184
67PG72L390HP	72W	6156	1744
67PG108L390HP	108W	9234	2584

SEMPLICE LED EB

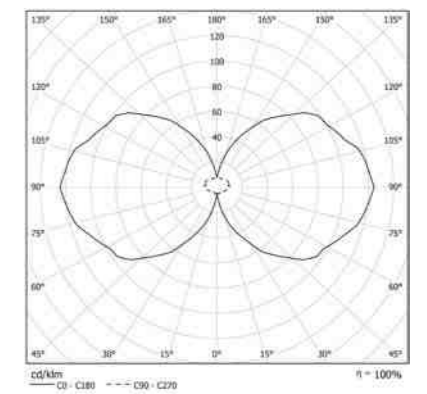
OPTIC

PMMA technopolymer (UGR<22) with surface treatment and super-pure aluminum reflector for bi-directional light distribution. Integrated LED technology.

See accessories on p. 77.



IP 40 A++



COLOUR TEMPERATURE

4000K

3000K

COD	💡	lm	mm
67EB24L490HP	24W	2064	624
67EB36L490HP	36W	3096	904
67EB48L490HP	48W	4128	1184
67EB72L490HP	72W	6192	1744
67EB108L490HP	108W	9288	2584


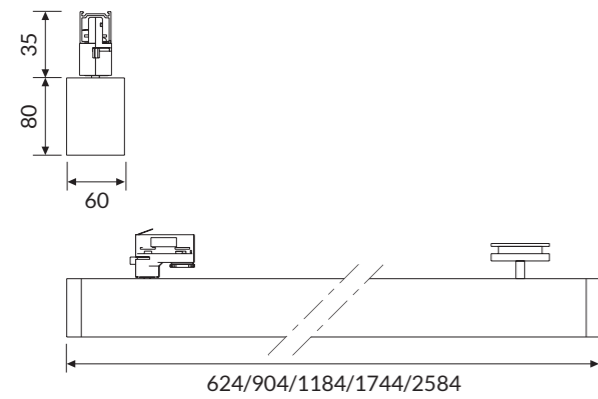
COD	💡	lm	mm
67EB24L390HP	24W	1961	624
67EB36L390HP	36W	2941	904
67EB48L390HP	48W	3922	1184
67EB72L390HP	72W	5882	1744
67EB108L390HP	108W	8824	2584

SEMPlice LED EUTRACK

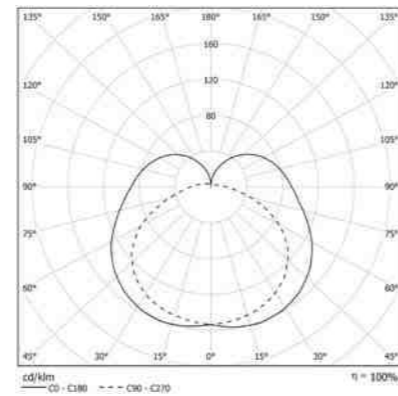
OPTIC

PMMA technopolymer (UGR<22) with surface treatment for completely uniform light distribution. Integrated LED technology. Fitted with EUtrack connector.

See accessories on p. 77.



IP 40 A++



COLOUR TEMPERATURE 4000K

COD	Light Bulb Icon	lm	mm
67PG24L490HPAB	24W	2160	624
67PG36L490HPAB	36W	3240	904
67PG48L490HPAB	48W	4320	1184
67PG72L490HPAB	72W	6480	1744
67PG108L490HPAB	108W	9720	2584

3000K

COD	Light Bulb Icon	lm	mm
67PG24L390HPAB	24W	2052	624
67PG36L390HPAB	36W	3078	904
67PG48L390HPAB	48W	4104	1184
67PG72L390HPAB	72W	6156	1744
67PG108L390HPAB	108W	9234	2584

Accessories



67AA13
Single wire 1500mm adjustable suspension kit.



67AA1330
Single wire 3000mm adjustable suspension kit.



67AA14
Spacers kit for wall/ceiling mounting.



00AA16
3-poles powered supply box. Cable length 2000mm.



00AA165P
5-poles powered supply box. Cable length 2000mm.



67AA11LED
Electrified linear joint with total emission for continuous rows installation.



67AA05
Internally electrified creative joint for horizontal change of direction.

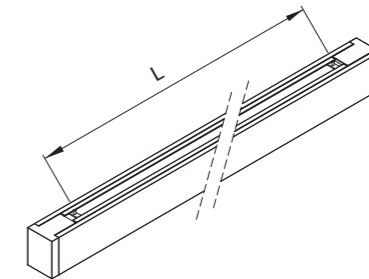


67AA05V
Internally electrified 90° joint for vertical change of direction.

Technical Note


FIXING DISTANCES FOR SUSPENSION

Light Bulb Icon	mm-min.	mm-max.
24W	300	450
36W	400	750
48W	600	1050
72W	800	1500
108W	1100	2240



MODULAR SYSTEM

The universal articulated joint is through-wired and facilitates the creation of unique shapes and pattern forms.




DIAMANTE

ID CODE: 82

DIAMANTE has been created as a result of Esse-ci's passion for unique technical design. It's a unique product that achieves **optimum light control** with high performance and flexibility from a single product.





The DPL diffusion technology for controlled UGR combined with the additional black diamond louvre results in unparalleled glare control, making the product **perfect for any office application**.

Available as a stand-alone product, configurable as a system, or in the FREE version that allows you to use the illuminated modules in a versatile way coupling them with lamp bodies of different sizes.









Design
Rossi Bianchi Lighting Design

FEATURES

-  Direct Emission
-  Direct/Indirect Emission
-  UGR < 19
-  IP 40



LED

-  3000K/4000K
-  >82 lm/W
-  CRI > 90
-  Eye safety: RG0/RG1
-  Mac Adams 3
-  L80/B10 >50.000h

CERTIFICATIONS

-  CE
-  A++
-  5 years warranty

ON REQUEST

-  DALI - RDD code (verify the version)
-  Emergency kit 1/3 hour EM/EM.3h code

Specifications Built-in driver.

Optic DPL technology diffuser UGR < 19 and additional raster for glare control in injection-molded vacuum metallized polycarbonate.

Body Aluminum extruded body with epoxy powder coating.

Colour ● Matt black RAL 9005 - Code: C8

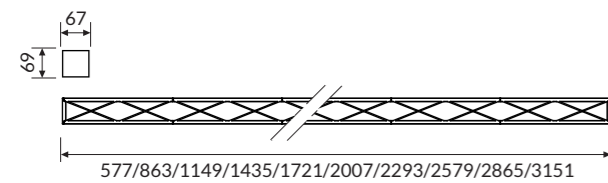


DIAMANTE LOW POWER

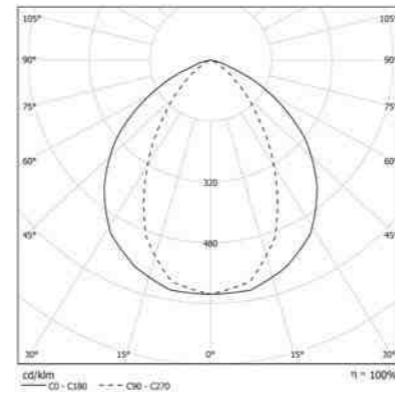
OPTIC

DPL technology diffuser UGR <19 and additional black diamond-shaped louvre for glare control in injection-molded vacuum polycarbonate.

End caps included. See accessories on p. 87.



IP 40 A++



COLOUR TEMPERATURE

4000K

3000K

COD	💡	lm	mm
82DPL12L490	12W	984	577
82DPL18L490	18W	1476	863
82DPL24L490	24W	1968	1149
82DPL30L490	30W	2460	1435
82DPL36L490	36W	2952	1721
82DPL42L490	42W	3360	2007
82DPL48L490	48W	3936	2293
82DPL54L490	54W	4428	2579
82DPL60L490	60W	4920	2865
82DPL66L490	66W	5412	3151

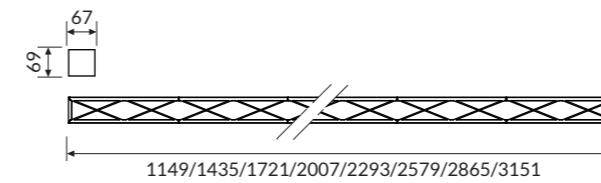
COD	💡	lm	mm
82DPL12L390	12W	905	577
82DPL18L390	18W	1358	863
82DPL24L390	24W	1811	1149
82DPL30L390	30W	2263	1435
82DPL36L390	36W	2716	1721
82DPL42L390	42W	3091	2007
82DPL48L390	48W	3621	2293
82DPL54L390	54W	4074	2579
82DPL60L390	60W	4526	2865
82DPL66L390	66W	4979	3151

DIAMANTE LOW POWER DOUBLE EMISSION

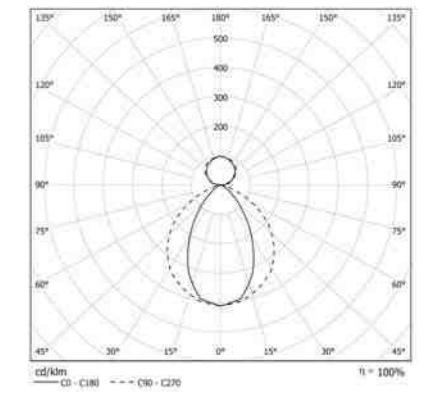
OPTIC

DPL technology diffuser UGR <19 and additional black diamond-shaped louvre for glare control in injection-molded vacuum polycarbonate.

End caps included. See accessories on p. 87.



IP 40 A++



DIRECT // INDIRECT EMISSION

mm	Power Direct Mod.	Power Indirect Mod.
1149	24W	6W
1435	30W	6W
1721	36W	12W
2007	42W	12W

mm	Power Direct Mod.	Power Indirect Mod.
2293	48W	24W
2579	54W	24W
2865	60W	24W
3151	66W	24W

COLOUR TEMPERATURE

4000K

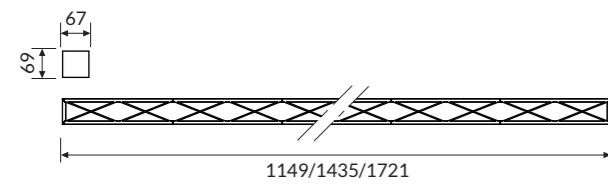
COD	💡	lm	mm
82DI30DPLL490	30W	2618	1149
82DI36DPLL490	36W	3110	1435
82DI48DPLL490	48W	4252	1721
82DI54DPLL490	54W	4660	2007
82DI72DPLL490	72W	6536	2293
82DI78DPLL490	78W	7028	2579
82DI84DPLL490	84W	7520	2865
82DI90DPLL490	90W	8012	3151

DIAMANTE HIGH POWER

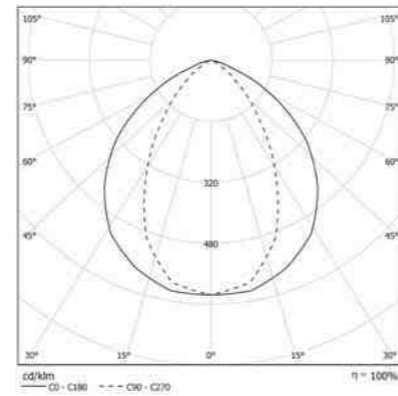
OPTIC

DPL technology diffuser UGR <19 and additional black diamond-shaped louvre for glare control in injection-molded vacuum polycarbonate.

End caps included. See accessories on p. 87.



IP 40 A++



COLOUR TEMPERATURE

4000K

COD	💡	lm	mm
82DPL40L490HP	40W	3280	1149
82DPL50L490HP	50W	4100	1435
82DPL60L490HP	60W	4920	1721

3000K

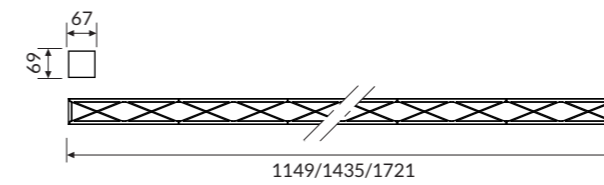
COD	💡	lm	mm
82DPL40L390HP	40W	3018	1149
82DPL50L390HP	50W	3772	1435
82DPL60L390HP	60W	4526	1721

DIAMANTE HIGH POWER DOUBLE EMISSION

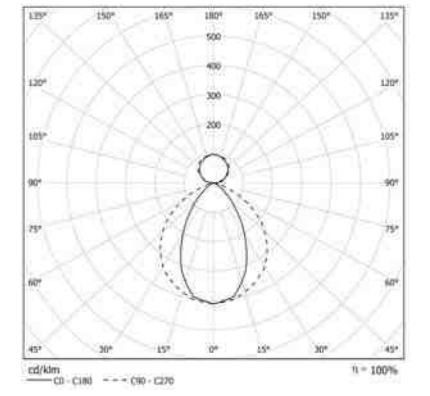
OPTIC

DPL technology diffuser UGR <19 and additional black diamond-shaped louvre for glare control in injection-molded vacuum polycarbonate.

End caps included. See accessories on p. 87.



IP 40 A++



DIRECT // INDIRECT EMISSION

mm	Power Direct Mod.	Power Indirect Mod.
1149	40W	6W
1435	50W	6W
1721	60W	12W

COLOUR TEMPERATURE

4000K

COD	💡	lm	mm
82DI46DPLL490HP	46W	3930	1149
82DI56DPLL490HP	56W	4750	1435
82DI72DPLL490HP	72W	6114	1721

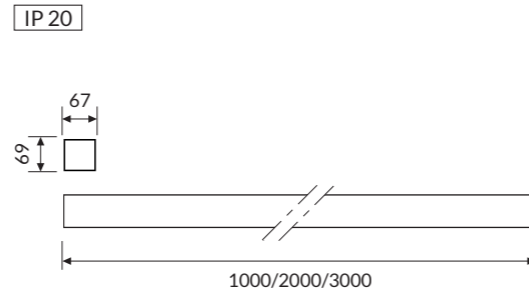
3000K

COD	💡	lm	mm
82DI46DPLL390HP	46W	3615	1149
82DI56DPLL390HP	56W	4369	1435
82DI72DPLL390HP	72W	5720	1721

DIAMANTE FREE PROFILE

Aluminum body for ceiling, suspension or recessed applications.

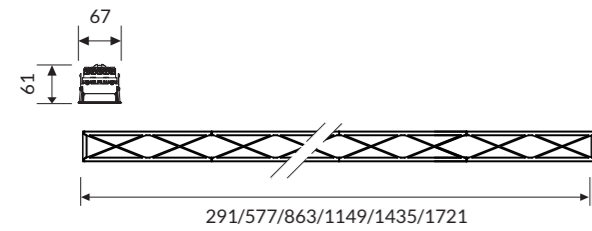
COD	mm
82AA1000	1000
82AA2000	2000
82AA3000	3000



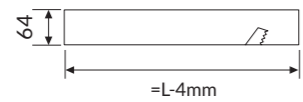
DIAMANTE FREE LOW POWER

OPTIC

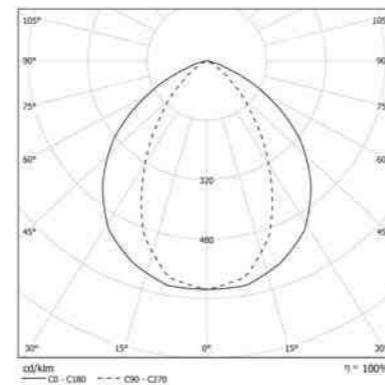
DPL technology diffuser UGR <19 and additional black diamond-shaped louvre for glare control in injection-molded vacuum polycarbonate.



Module for single installation on plasterboard ceiling with 82AA17ML accessory or on DIAMANTE FREE PROFILE for ceiling, suspension or recessed applications.



IP 40 A++



COLOUR TEMPERATURE 4000K

COD	💡	lm	mm
82DPL6L490CL	6W	492	291
82DPL12L490CL	12W	984	577
82DPL18L490CL	18W	1476	863
82DPL24L490CL	24W	1968	1149
82DPL30L490CL	30W	2460	1435
82DPL36L490CL	36W	2952	1721

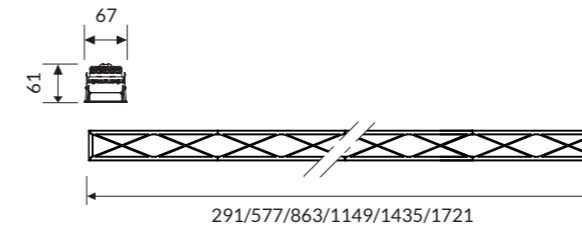
3000K

COD	💡	lm	mm
82DPL6L390CL	6W	453	291
82DPL12L390CL	12W	905	577
82DPL18L390CL	18W	1358	863
82DPL24L390CL	24W	1811	1149
82DPL30L390CL	30W	2263	1435
82DPL36L390CL	36W	2716	1721

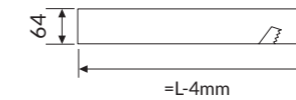
DIAMANTE FREE HIGH POWER

OPTIC

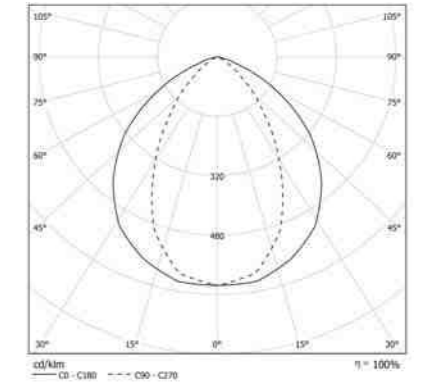
DPL technology diffuser UGR <19 and additional black diamond-shaped louvre for glare control in injection-molded vacuum polycarbonate.



Module for single installation on plasterboard ceiling with 82AA17ML accessory or on DIAMANTE FREE PROFILE for ceiling, suspension or recessed applications.



IP 40 A++



COLOUR TEMPERATURE 4000K

COD	💡	lm	mm
82DPL10L490HPCL	10W	820	291
82DPL20L490HPCL	20W	1640	577
82DPL30L490HPCL	30W	2460	863
82DPL40L490HPCL	40W	3280	1149
82DPL50L490HPCL	50W	4100	1435
82DPL60L490HPCL	60W	4920	1721

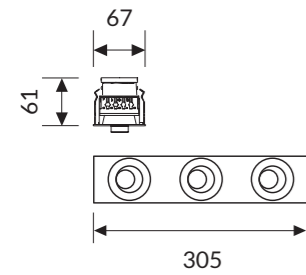
3000K

COD	💡	lm	mm
82DPL10L390HPCL	10W	754	291
82DPL20L390HPCL	20W	1509	577
82DPL30L390HPCL	30W	2263	863
82DPL40L390HPCL	40W	3018	1149
82DPL50L390HPCL	50W	3772	1435
82DPL60L390HPCL	60W	4526	1721

DIAMANTE SPOT

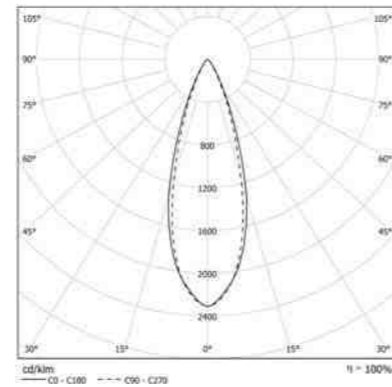
OPTIC

Removable and adjustable spot with polycarbonate lens 36°.



Module for single installation on plasterboard ceiling with 82AA17ML accessory or on DIAMANTE FREE PROFILE for ceiling, suspension or recessed applications (p. 87).

IP 40 A++



COLOUR TEMPERATURE 4000K

COD	Icon	lm	mm
82AA33L490	3x3W	391	305x67

Accessories



82AA13
Single wire 1500mm long adjustable suspension kit.



82AA1330
Single wire 3000mm long adjustable suspension kit.



00AA16
3 poles-ceiling rose power cable. Cable length 2000mm.



00AA165P
5 poles-ceiling rose power cable. Cable length 2000mm.



82AA11
Electrified linear joint for ceiling and suspended version.



82AA09F
End caps kit for DIAMANTE FREE version.



82AA11F
Linear joint for DIAMANTE FREE version.



82AA17ML
Spring for installation of DIAMANTE FREE recessed light modules on plasterboard.



82AA17
Brackets kit for recessed installation.



82MC500: 500mm
82MC1000: 1000mm
Aluminium blind module connection adaptable to size on site.



82MC1500: 500mm
82MC1000: 1000mm
Aluminium blind module connection adaptable to size on site.


3000K

COD	Icon	lm	mm
82AA33L390	3x3W	363	305x67

VECTOR




ID CODE: 84

VECTOR is a system designed for the **lighting of commercial spaces** aimed at exposure and sales. Thanks to the **structured wiring** and to the **multiple lenses**, VECTOR exceeds any installation limit reaching the maximum of the lighting results and of energy saving.









Design
esse-ci




FEATURES

-  Direct Emission
-  UGR < 22
-  IP 40





LED

-  3000K/4000K
-  >168 lm/W
-  CRI > 90
-  Eye safety: RG0/RG1
-  Mac Adams 3
-  L80/B10 > 50.000h

CERTIFICATIONS

-  CE
-  A+
-  5 years warranty

ON REQUEST

-  DALI - RDD code (verify the version)
-  BT Easy connect - BEM/BES code
-  Emergency kit 1/3 hour EM/EM 3h code
-  5000K

Specifications Built-in driver.


Optic

- PMMA lens for concentrating emission
- PMMA lens for diffused emission
- PMMA lens for double asymmetrical emission

Body Manufactured in extruded aluminum with epoxy powder coating.

Colour


- Matt white RAL 9003 - Code: B
- Matt black RAL 9005 - Code: C8



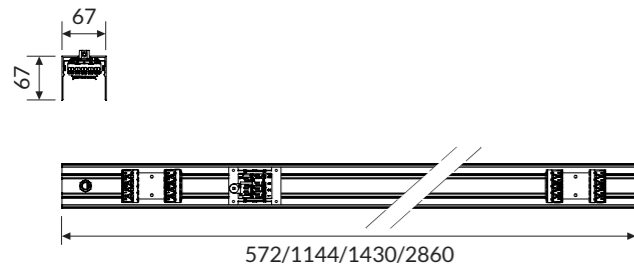
VECTOR PROFILE

Prewired aluminium body 7x1,5 mm².

See accessories on p. 98.



IP 20



COD	mm
84AA572	572
84AA1144	1144
84AA1430	1430
84AA2860	2860

VECTOR PC

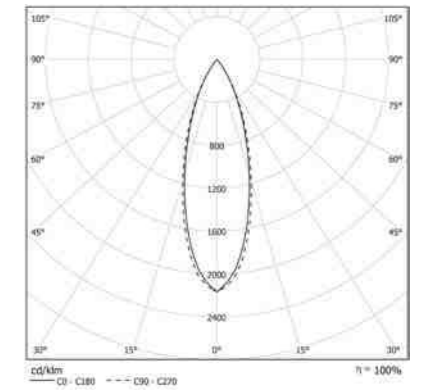
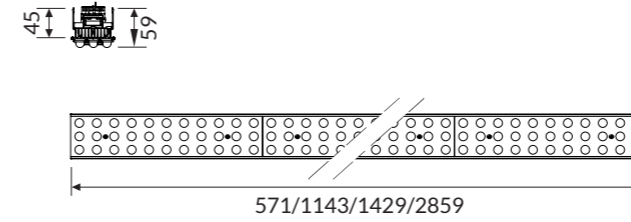
OPTIC

PMMA lens for concentrating emission 30°.

See accessories on p. 98.



IP 40 A*



COLOUR TEMPERATURE 4000K

COD	💡	lm	mm
84PC17L490	17W	2426	571
84PC24L490	24W	3355	571
84PC32L490	32W	4852	1143
84PC45L490	45W	6710	1143
84PC40L490	40W	6065	1429
84PC56L490	56W	8388	1429
84PC77L490	77W	12130	2859
84PC107L490	107W	16775	2859

3000K

COD	💡	lm	mm
84PC17L390	17W	2340	571
84PC24L390	24W	3218	571
84PC32L390	32W	4680	1143
84PC45L390	45W	6435	1143
84PC40L390	40W	5850	1429
84PC56L390	56W	8044	1429
84PC77L390	77W	11699	2859
84PC107L390	107W	16087	2859

VECTOR DS

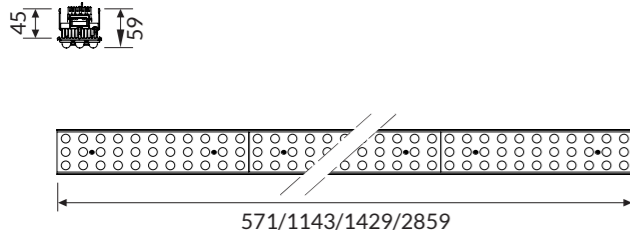
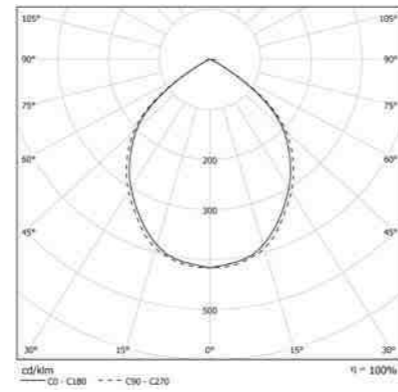
OPTIC

PMMA lens for diffused emission.

See accessories on p. 98.



IP 40 A+



COLOUR TEMPERATURE

4000K

3000K

COD	💡	lm	mm
84DS17L490	17W	2360	571
84DS24L490	24W	3264	571
84DS32L490	32W	4721	1143
84DS45L490	45W	6529	1143
84DS40L490	40W	5901	1429
84DS56L490	56W	8161	1429
84DS77L490	77W	11802	2859
84DS107L490	107W	16322	2859

COD	💡	lm	mm
84DS17L390	17W	2277	571
84DS24L390	24W	3130	571
84DS32L390	32W	4553	1143
84DS45L390	45W	6261	1143
84DS40L390	40W	5692	1429
84DS56L390	56W	7826	1429
84DS77L390	77W	11383	2859
84DS107L390	107W	15652	2859

VECTOR DAS

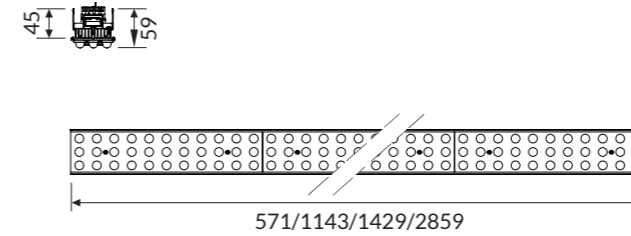
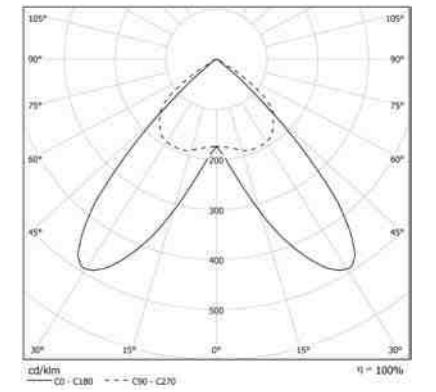
OPTIC

PMMA lens for double asymmetrical emission.

See accessories on p. 98.



IP 40 A+



COLOUR TEMPERATURE

4000K

3000K

COD	💡	lm	mm
84DAS17L490	17W	2281	571
84DAS24L490	24W	3155	571
84DAS32L490	32W	4563	1143
84DAS45L490	45W	6311	1143
84DAS40L490	40W	5705	1429
84DAS56L490	56W	7889	1429
84DAS77L490	77W	11408	2859
84DAS107L490	107W	15777	2859

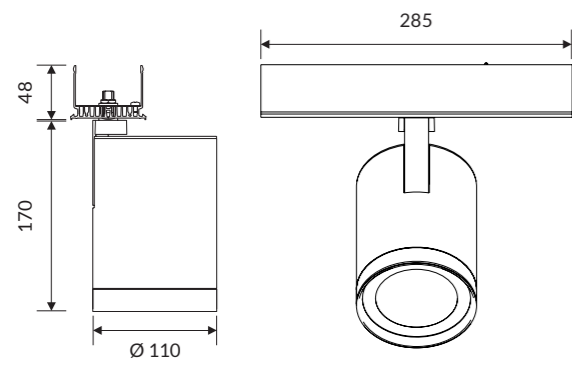
COD	💡	lm	mm
84DAS17L390	17W	2200	571
84DAS24L390	24W	3026	571
84DAS32L390	32W	4402	1143
84DAS45L390	45W	6052	1143
84DAS40L390	40W	5502	1429
84DAS56L390	56W	7566	1429
84DAS77L390	77W	11004	2859
84DAS107L390	107W	15130	2859

VECTOR SPOT MEDIUM

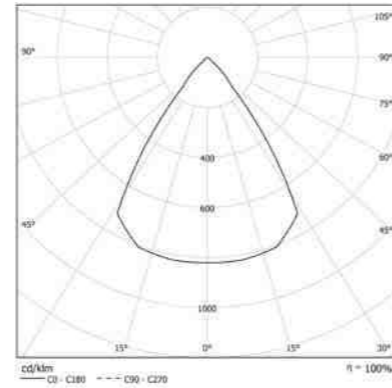
OPTIC

Internal aluminum reflectors:
10° - 20° - 40° - 70° beam angles.

See accessories on p. 98.



IP 20 A+

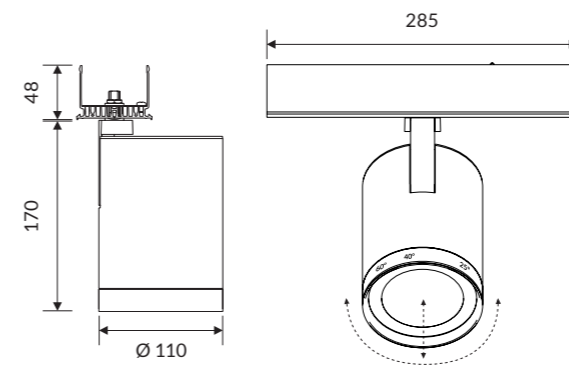


VECTOR SPOT ZOOM MEDIUM


OPTIC

Internal aluminum reflector:
adjustable emission from 25° to 60°.

See accessories on p. 98.



IP 20 A+



..... 25° --- 40° — 60°

COLOUR TEMPERATURE

4000K

3000K

COD	💡	lm
84VT18L49010M	18W 10°	2051
84VT18L49020M	18W 20°	2051
84VT18L49040M	18W 40°	2051
84VT18L49070M	18W 70°	2051
84VT25L49010M	25W 10°	2790
84VT25L49020M	25W 20°	2790
84VT25L49040M	25W 40°	2790
84VT25L49070M	25W 70°	2790
84VT33L49010M	33W 10°	3683
84VT33L49020M	33W 20°	3683
84VT33L49040M	33W 40°	3683
84VT33L49070M	33W 70°	3683

COD	💡	lm
84VT18L39010M	18W 10°	1985
84VT18L39020M	18W 20°	1985
84VT18L39040M	18W 40°	1985
84VT18L39070M	18W 70°	1985
84VT25L39010M	25W 10°	2701
84VT25L39020M	25W 20°	2701
84VT25L39040M	25W 40°	2701
84VT25L39070M	25W 70°	2701
84VT33L39010M	33W 10°	3566
84VT33L39020M	33W 20°	3566
84VT33L39040M	33W 40°	3566
84VT33L39070M	33W 70°	3566

COLOUR TEMPERATURE

4000K

3000K

COD	💡	lm
84ZM18L490M	18W	2182
84ZM25L490M	25W	3031
84ZM33L490M	33W	3380

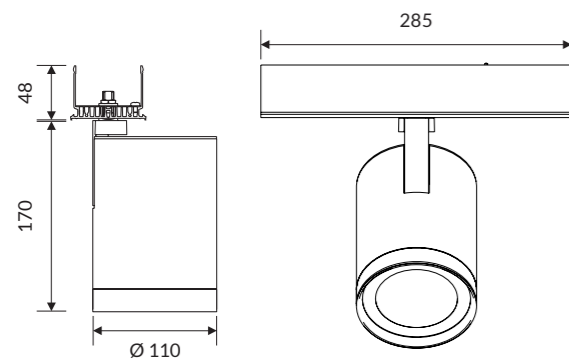
COD	💡	lm
84ZM18L390M	18W	2040
84ZM25L390M	25W	2833
84ZM33L390M	33W	3130

VECTOR SPOT MEDIUM FOOD

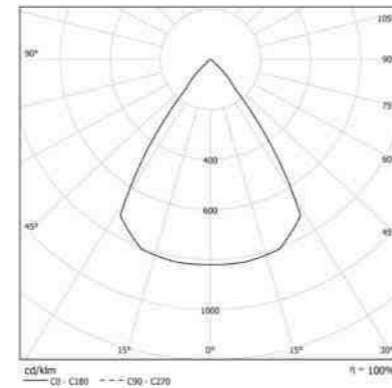
OPTIC

Internal aluminum reflectors:
10°- 20° - 40° - 70° beam angles.

See accessories on p. 98.



IP 20 A+



COLOUR TEMPERATURE: BREAD

COD	Light Bulb Icon	lm
84VT38BR10M	38W 10° BREAD	2366
84VT38BR20M	38W 20° BREAD	2366
84VT38BR40M	38W 40° BREAD	2366
84VT38BR70M	38W 70° BREAD	2366
84VT54BR10M	54W 10° BREAD	3537
84VT54BR20M	54W 20° BREAD	3537
84VT54BR40M	54W 40° BREAD	3537
84VT54BR70M	54W 70° BREAD	3537

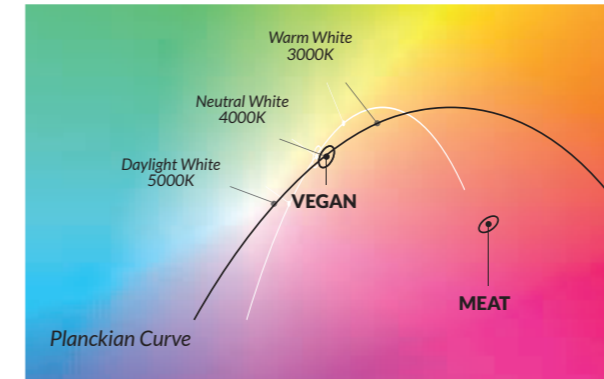
COLOUR TEMPERATURE: FISH

COD	Light Bulb Icon	lm
84VT38FH10M	38W 10° FISH	2628
84VT38FH20M	38W 20° FISH	2628
84VT38FH40M	38W 40° FISH	2628
84VT38FH70M	38W 70° FISH	2628
84VT54FH10M	54W 10° FISH	3857
84VT54FH20M	54W 20° FISH	3857
84VT54FH40M	54W 40° FISH	3857
84VT54FH70M	54W 70° FISH	3857

COLOUR TEMPERATURE: MEAT

COD	Light Bulb Icon	lm
84VT38MT10M	38W 10° MEAT	1788
84VT38MT20M	38W 20° MEAT	1788
84VT38MT40M	38W 40° MEAT	1788
84VT38MT70M	38W 70° MEAT	1788
84VT54MT10M	54W 10° MEAT	2516
84VT54MT20M	54W 20° MEAT	2516
84VT54MT40M	54W 40° MEAT	2516
84VT54MT70M	54W 70° MEAT	2516

FOOD - Specialized led modules



• **BREAD:** the shades of brown appear sharper and brighter; they as strong as gold making the appearance of cheeses and bakery goods better.

• **MEAT / FRESH MEAT:** the red tones are very strong, for a fresh and inviting presentation of red meats and charcuterie.

• **FISH:** the colours are vivid and attractive, the fish is bright and colourful; the cool tones of the light enhance the freshness and brilliance of the fish.

• CRI>90 Premium version with 3000K / 4000K colour temperature fixtures, are used to enhance the natural colour of the products and are suitable to light fruit and wine departments.

Accessories



84AA09
End cap kit.



84AA13
Single wire 1500mm long adjustable suspension kit.



84AA1330
Single wire 3000mm long adjustable suspension kit.



84AA11
Linear joint.



00AA165P
5 pole-powered supply box.
Cable length 2000mm.



00AA167P
7 pole-powered supply box.
Cable length 2000mm.



84MC500: 500mm
84MC1000: 1000mm
Aluminium blind module connection
adaptable to size on site.

VECTOR SPOT OPTICS



84AAVTM
VECTOR SPOT MEDIUM
Transparent Glass.



84AAMGM
VECTOR SPOT MEDIUM
Frosted Glass.



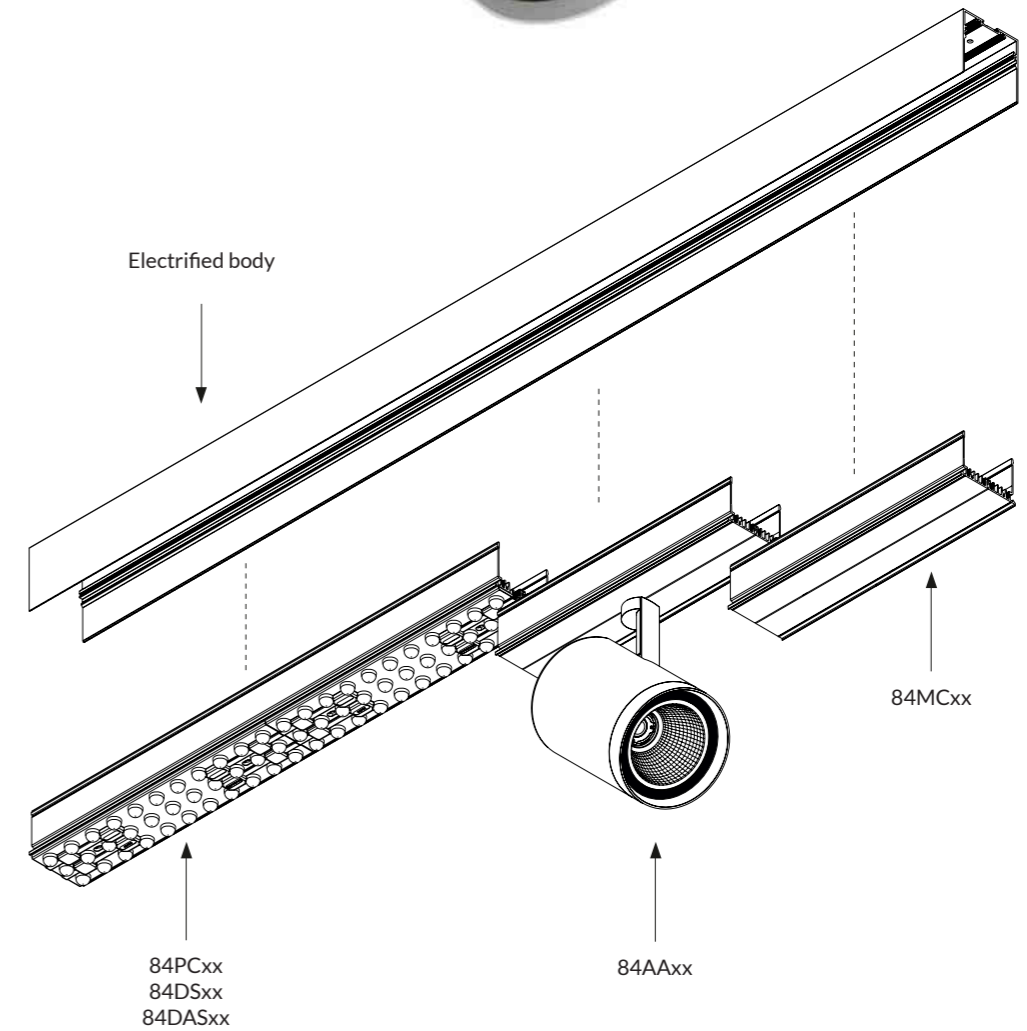
84AASLM
VECTOR SPOT MEDIUM
Sculpture optic.



84AANDM
VECTOR SPOT MEDIUM
Honeycomb optic.

Technical Note

INSTALLATION



HYPE

ID CODE: 81





HYPE is an innovative linear LED luminaire for continuous row mounting. It combines **high performance**, **price competitiveness** and **ease of installation**, making this product perfect for installation in large open plan spaces, or where short site program is an issue, such as in retail.

HYPE uses the latest generation LED modules, together with the most advanced optics and drivers to deliver an impressive technical performance and incredibly fast payback.









Design
esse-ci

FEATURES

-  Direct Emission
-  Direct/Indirect Emission
-  UGR <22
-  IP 40





LED

-  3000K/4000K
-  >158 lm/W
-  CRI >90
-  Eye safety: RG0/RG1
-  Mac Adams 3
-  L80/B10 >50.000h

CERTIFICATIONS

-  CE
-  A++
-  5 years warranty

ON REQUEST

-  DALI - RDD code (verify the version)
-  BT Easy connect - BEM/BES code
-  Emergency kit 1/3 hour EM/EM 3h code
-  2700K - 5000K


Specifications Built-in driver.

Optic

- PG with frosted PMMA cover for diffused emission
- PC with PMMA lens 30° and 60° angles emission
- AS with PMMA lens for asymmetrical beam
- DAS with PMMA lens for double asymmetrical beam

Body Extruded aluminum body with epoxy powder coating.

Colour ○ Matt white RAL 9003 - Code: B



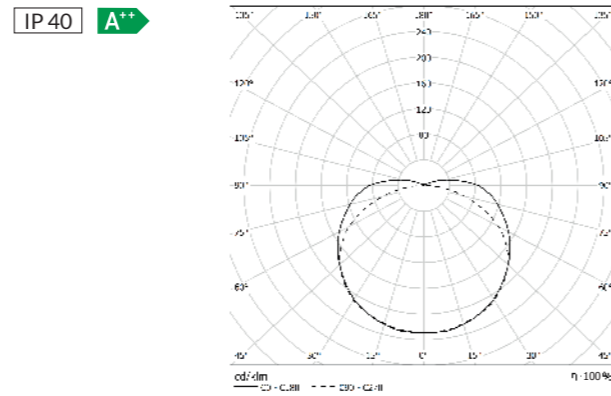
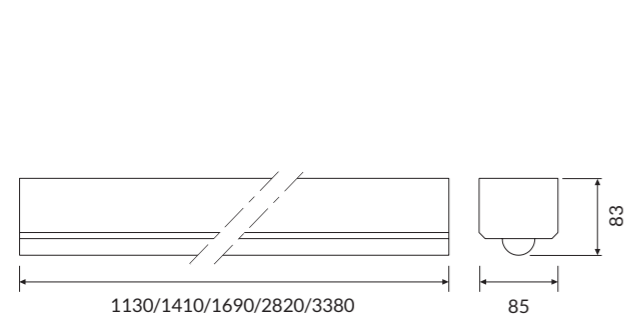
esse-ci

HYPE PG

OPTIC

Frosted PMMA cover for diffused emission.

End caps not included. See accessories on p. 107.



COLOUR TEMPERATURE

4000K

3000K

COD	💡	lm	mm
81PG36L490HP	36W	5373	1130
81PG44L490HP	44W	6556	1410
81PG52L490HP	52W	7748	1690
81PG84L490HP	84W	12516	2820
81PG100L490HP	100W	14900	3380

COD	💡	lm	mm
81PG36L390HP	36W	4943	1130
81PG44L390HP	44W	6028	1410
81PG52L390HP	52W	7124	1690
81PG84L390HP	84W	11508	2820
81PG100L390HP	100W	13700	3380

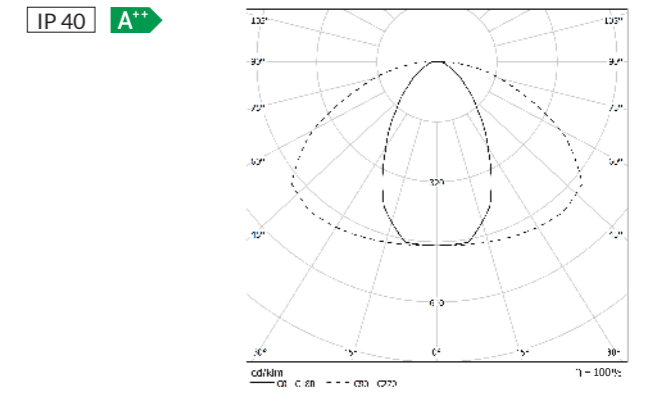
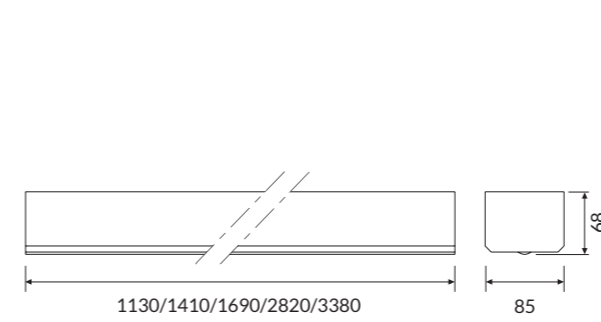
CONTINUOUS ROWS

HYPE PC60

OPTIC

PMMA lens with 60° emission.

End caps not included. See accessories on p. 107.



COLOUR TEMPERATURE

4000K

3000K

COD	💡	lm	mm
81PC36L490HP60	36W	5568	1130
81PC44L490HP60	44W	6802	1410
81PC52L490HP60	52W	8039	1690
81PC84L490HP60	84W	12986	2820
81PC100L490HP60	100W	15460	3380

COD	💡	lm	mm
81PC36L390HP60	36W	5123	1130
81PC44L390HP60	44W	6258	1410
81PC52L390HP60	52W	7396	1690
81PC84L390HP60	84W	11947	2820
81PC100L390HP60	100W	14223	3380

esse-ci

HYPE PC30

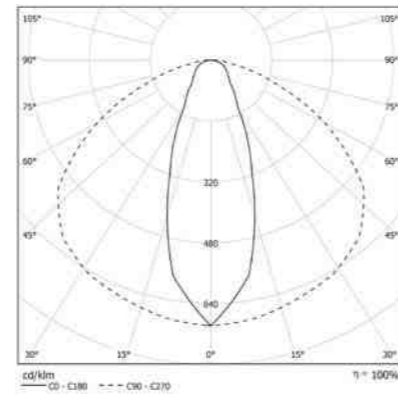
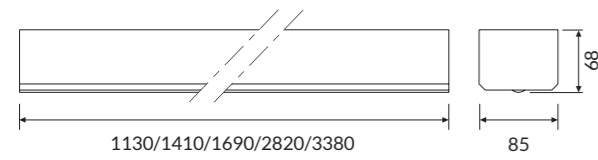
OPTIC

PMMA lens with 30° emission.

End caps not included. See accessories on p. 107.



IP 40 A++



COLOUR TEMPERATURE

4000K

COD	💡	lm	mm
81PC36L490HP30	36W	5598	1130
81PC44L490HP30	44W	6842	1410
81PC52L490HP30	52W	8086	1690
81PC84L490HP30	84W	13062	2820
81PC100L490HP30	100W	15550	3380

3000K

COD	💡	lm	mm
81PC36L390HP30	36W	5150	1130
81PC44L390HP30	44W	6295	1410
81PC52L390HP30	52W	7439	1690
81PC84L390HP30	84W	12017	2820
81PC100L390HP30	100W	14306	3380

CONTINUOUS ROWS

HYPE AS

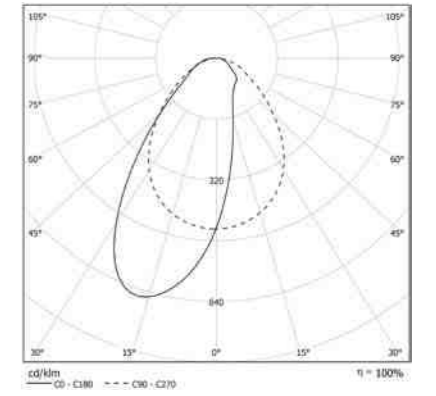
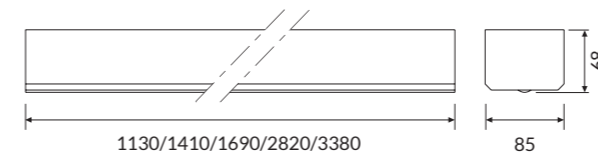
OPTIC

PMMA lens for asymmetrical beam.

End caps not included. See accessories on p. 107.



IP 40 A++



COLOUR TEMPERATURE

4000K

COD	💡	lm	mm
81AS36L490HP	36W	3648	1130
81AS44L490HP	44W	4466	1410
81AS52L490HP	52W	5278	1690
81AS84L490HP	84W	8526	2820
81AS100L490HP	100W	10150	3380

3000K

COD	💡	lm	mm
81AS36L390HP	36W	3356	1130
81AS44L390HP	44W	4109	1410
81AS52L390HP	52W	4856	1690
81AS84L390HP	84W	7844	2820
81AS100L390HP	100W	9338	3380

HYPE DAS

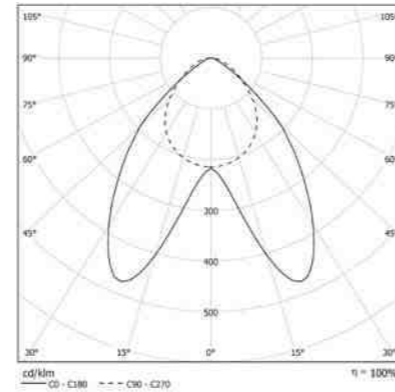
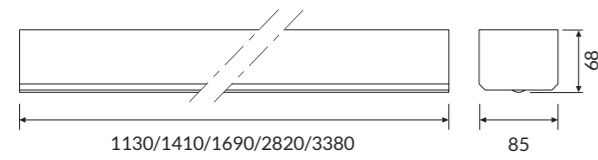
OPTIC

PMMA lens for double asymmetrical beam.

End caps not included. See accessories on p. 107.



IP 40 **A++**



COLOUR TEMPERATURE

4000K

COD	💡	lm	mm
81DAS36L490HP	36W	3776	1130
81DAS44L490HP	44W	4611	1410
81DAS52L490HP	52W	5450	1690
81DAS84L490HP	84W	8803	2820
81DAS100L490HP	100W	10480	3380

3000K

COD	💡	lm	mm
81DAS36L390HP	36W	3474	1130
81DAS44L390HP	44W	4242	1410
81DAS52L390HP	52W	5014	1690
81DAS84L390HP	84W	8099	2820
81DAS100L390HP	100W	9642	3380

Accessories



81AA13
Single wire 1500mm long adjustable suspension kit.



81AA1330
Single wire 3000mm long adjustable suspension kit.



00AA165P
5 poles-ceiling rose power cable. Cable length 2000mm.



00AA167P
7 poles-ceiling rose power cable. Cable length 2000mm.



81AA14
Kit spacers for ceiling mounting.




81AA11
Electrified linear joint.



81AA05
2 ways 90° joint.



81AA06
3 ways joint.



81AA07
4 ways joint.



81MC1000: 1000mm
81MC2000: 2000mm
Aluminium blind module, wired with power supply and electrified linear joints included.



81AA09
End caps kit.

PROFREEL





ID CODE: 83

PROFREEL is a fixture series for ceiling, suspension or frameless recessed mounting that **leaves space for customization directly on site**. The device consists of an aluminum body supplied in lengths of up to 3 meters, electronic components (driver and LED strip), that can be selected according to the site needs. The PG methacrylate diffuser is supplied in a 10m coil to be measured and cut on site to realize **bright lines of perfectly homogeneous light without interruption**. PROFREEL also allows the application of LED tapelight into the top of the profile to achieve bi-directional light distribution. The possibility of integrating the driver inside of the lamp body is the main advantage: in this way the installation is simplified and the aesthetics improved.









Design
esse-ci


FEATURES

-  Direct Emission
-  Direct/Indirect Emission
-  UGR <22
-  IP 20; 40




LED

-  2700K/3000K/4000K
-  >90 lm/W
-  CRI >90
-  Eye safety: RG0/RG1
-  Mac Adams 3
-  L80/B10 >50.000h

CERTIFICATIONS

-  CE
-  A+
-  5 years warranty

ON REQUEST

-  DALI - RDD code (verify the version)
-  Emergency kit 1/3 hour EM/EM.3h code
-  Strip LED 5000K

Specifications

- Drivers and modules in voltage 24V
- Appliance with end caps included
- Possibility to cut strip and profile each 5cm

Optic Satin methacrylate totally homogeneous extruded diffuser, UGR <22.

Body Extruded aluminum body.

Colour

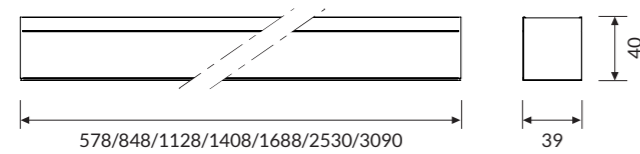
- Matt white RAL 9003 - Code: B
- Matt black RAL 9005 - Code: C8

PROFREEL IS

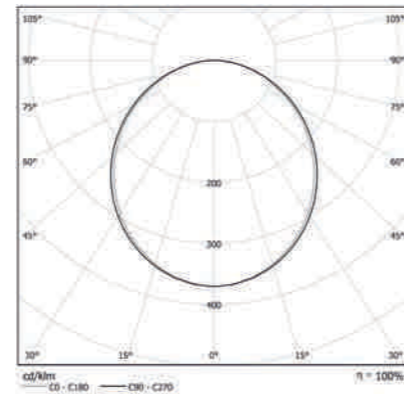
OPTIC

Satin methacrylate totally homogeneous extruded diffuser, UGR <22.

Luminaire complete with strip 10 W/mt, end caps and converter.
Mounting accessories to be ordered separately. See accessories on p. 112.



IP 40 A*



COLOUR TEMPERATURE

4000K

COD	💡	lm	mm
83PG6L490	5.5W	529	578
83PG8L490	8W	769	848
83PG11L490	11W	1058	1128
83PG14L490	13.5W	1298	1408
83PG17L490	16.5W	1586	1688
83PG25L490	25W	2404	2530
83PG31L490	30.5W	2932	3090


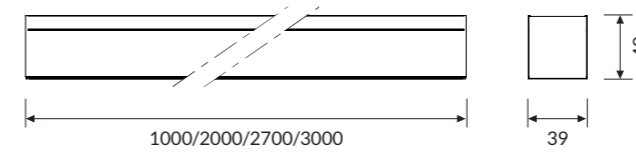
3000K

83PG6L390	5.5W	457	578
83PG8L390	8W	664	848
83PG11L390	11W	914	1128
83PG14L390	13.5W	1121	1408
83PG17L390	16.5W	1371	1688
83PG25L390	25W	2077	2530
83PG31L390	30.5W	2534	3090

PROFREEL

Aluminum profile for ceiling, suspension or recessed installation.

See accessories on p. 112.



COD	mm
83AA1000	1000
83AA2000	2000
83AA2700	2700
83AA3000	3000

PROFREEL FLEX STRIP

Adhesive LED strips (length 5000 mm) can be sectioned every 50 mm. CRI > 90 24V.



IP 20 A*

COLOUR TEMPERATURE

4000K

COD	💡	lm/mt	mm
83SL10L490	10W/mt	940	5000
83SL15L490	15W/mt	1283	5000
83SL20L490	20W/mt	1616	5000

3000K

83SL10L390	10W/mt	813	5000
83SL15L390	15W/mt	1155	5000
83SL20L390	20W/mt	1598	5000

2700K

COD	💡	lm/mt	mm
83SL10L2790	10W/mt	760	5000
83SL15L2790	15W/mt	1077	5000
83SL20L2790	20W/mt	1578	5000

PROFREEL FAST CONNECTORS

Fast connectors of start and continuous line.

COD	
83CRIL500	Connector start line with cables 500mm
83CRCL	Connector center line



PROFREEL CONVERTER

The driver should be selected according to the power of led strips you intend to use, and its length.



CONVERTER ON/OFF 24V FOR REMOTE INSTALLATION

COD	Icon
83LC10024IS	24V 100W
83LC18024IS	24V 180W

CONVERTER DALI 24V FOR REMOTE INSTALLATION

COD	Icon
83LC15024ISD	24V 150W

CONVERTER BLUETOOTH 24V FOR REMOTE INSTALLATION

COD	Icon
83LC3524ISBT	24V 35W
83LC6024ISBT	24V 60W
83LC10024ISBT	24V 100W
83LC15024ISBT	24V 150W

CONVERTER ON/OFF 24V TO BE HOUSED INSIDE THE EXTRUSION

COD	Icon
83LC2024	24V 20W
83LC6024	24V 60W

CONVERTER DALI 24V TO BE HOUSED INSIDE THE EXTRUSION

COD	Icon
83LC10024D	24V 100W

Accessories



83PG1000
83PG2000
83PG3000
PG diffuser from 1000mm / 2000mm / 3000mm.



83IN1000
Indirect PMMA semiopal cover L. 1200mm.



83SC10000
PG methacrylate diffuser, 10m coil to be measured and cut on site to provide continuous gap-free light diffusion.



83AA13
Single wire 1500mm long adjustable suspension kit.



83AA1330
Single wire 3000mm long adjustable suspension kit.



83AA14
Ceiling mounting kit.



00AA16
3 poles-powered supply box. Cable length 2000mm.



00AA165P
5 poles-powered supply box. Cable length 2000mm.



83AA09
End caps kit.

Accessories



83AA11
Linear joint.



83AA17
Brackets kit for recessed installation.

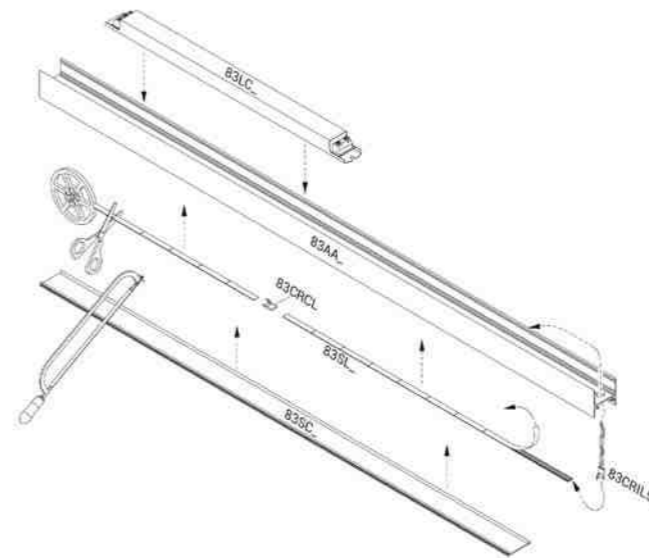


83AA18563
83AA18843
83AA181123
83AA181404
83AA181684
83AA182524
Kit for concrete.

Technical Note

INTRODUCTION

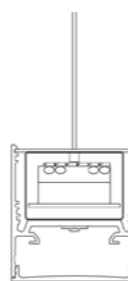
PROFREEL leaves complete freedom to customize both the lengths and the luminous shapes that you want to create. Horizontal and vertical angles are obtained easily by cutting the profile and the diffuser directly on site.



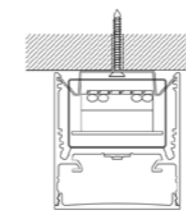
A FEW EASY STEPS

- Define and select the length of the system
- Choose the power/flux and type of LED Strip
- Match the correct driver and the linkage connectors
- Choose the diffuser and installation accessories

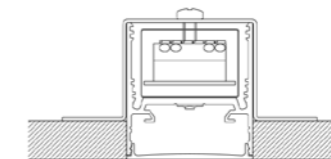
INSTALLATION EXAMPLES



Suspension



Ceiling



Recessed

WAVE DISPLAY

ID CODE: 85

Soft-line design for a truly versatile range: WAVE is suitable both as an element for single installation and as a system for continuous suspended or recessed rows. Direct/indirect emission with High Contrast microcell optical system and high glare control.




See also:

WAVE p. 34








Design
esse-ci

FEATURES

-  Direct Emission
-  UGR < 16
-  IP 40


LED

-  3000K/4000K
- >107lm/W icon" data-bbox="157 558 170 575"/> >107lm/W
-  CRI > 90
-  Eye safety: RG0/RG1
-  Mac Adams 3
-  L80/B10 > 50.000h

CERTIFICATIONS

-  CE
-  A++
-  5 years warranty

ON REQUEST

-  DALI - RDD code (verify the version)


Specifications Built-in driver.

Optic High Contrast diffuser UGR < 16.

Body Aluminium body with epoxy powder coating.

Colour

- White RAL 9003 - Code: B
- Black RAL 9005 - Code: C8

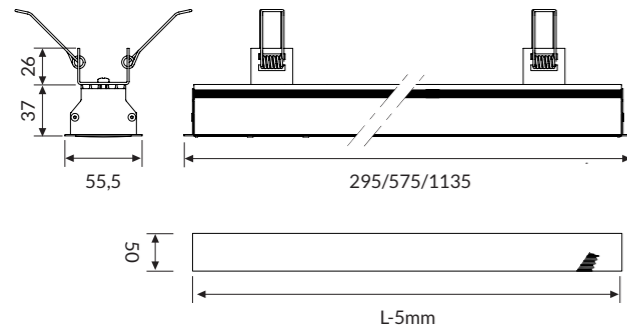


WAVE DISPLAY

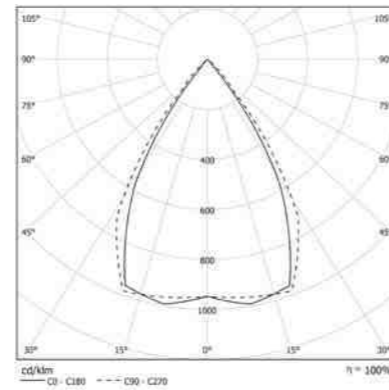
OPTIC

High Contrast diffuser UGR < 16.

End caps not included. See accessories on p. 117.



IP 40 A++



COLOUR TEMPERATURE

4000K

COD	💡	lm	mm
85DR9DKL490R	9W	965	295
85DR18DKL490R	18W	1926	575
85DR36DKL490R	36W	3852	1135

3000K

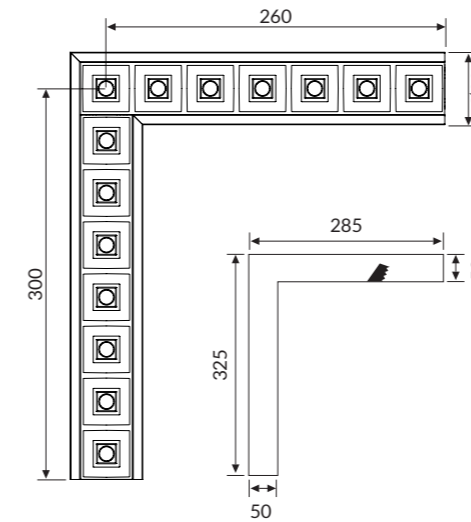
COD	💡	lm	mm
85DR9DKL390R	9W	897	295
85DR18DKL390R	18W	1791	575
85DR36DKL390R	36W	3582	1135

WAVE DISPLAY 90°

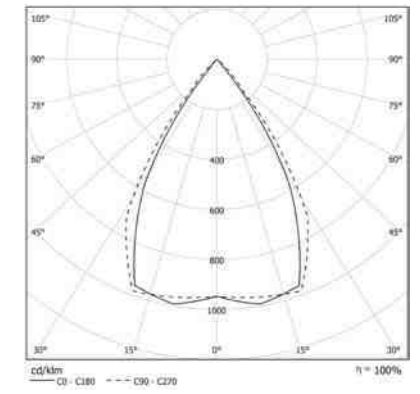
OPTIC

High Contrast diffuser UGR < 16 and upper diffuser for direct emission.

End caps not included. See accessories on p. 117.



IP 40 A++



COLOUR TEMPERATURE

4000K

3000K

COD	💡	lm	mm	COD	💡	lm	mm
85DR18DKL490A90R	18W	1926	260X300	85DR18DKL390A90R	18W	1791	260X300

Accessories

RECESSED



85AA09R

End cap kit for recessed version.



85AA11R

Linear joint for recessed version.

OVVIO DISPLAY LED

ID CODE: 40

Compact body design with minimal ceiling bezel and **tight frame (4mm)**, the luminaire can be recessed into false plasterboard ceilings and walls.

Rapid fixing system and fast electrical connection minimizes installation time. High efficiency and high power versions available. Maximum length up to 3 meters with 280mm modularity, with linear joints permitting continuous mounting. Ceiling and ceiling-wall corner modules available.

See also:




OVVIO DISPLAY HCL

p. 484









Design
Serge & Robert Cornelissen

FEATURES

-  Direct Emission
-  UGR < 22
-  IP 40




LED

-  3000K/4000K
-  >98 lm/W
-  CRI > 90
-  Eye safety: RG0/RG1
-  Mac Adams 3
-  L80/B10 > 50.000h

CERTIFICATIONS

-  CE
-  A++
-  5 years warranty

ON REQUEST

-  DALI - RDD code (verify the version)
-  BT Easy connect - BEM/BES code
-  Emergency kit 1/3 hour EM/EM 3h code
-  2700K - 5000K

Specifications Built-in driver.

Optic PMMA diffuser for a soft emission (UGR<22) with no shadow evident.

Body Aluminum extruded body with epoxy powder coating.

Colour

- Matt white RAL 9003 - Code: B
- Matt black RAL 9005 - Code: C8

CONTINUOUS ROWS

OVVIO DISPLAY LED

CONTINUOUS ROWS

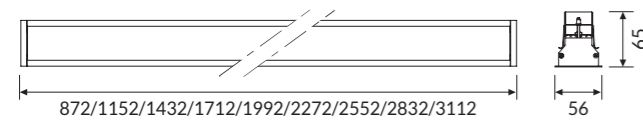


OVVIO DISPLAY LED LOW POWER

OPTIC

PMMA diffuser for a soft emission (UGR<22) with no shadow evident.

End caps not included. See accessories on p. 121.



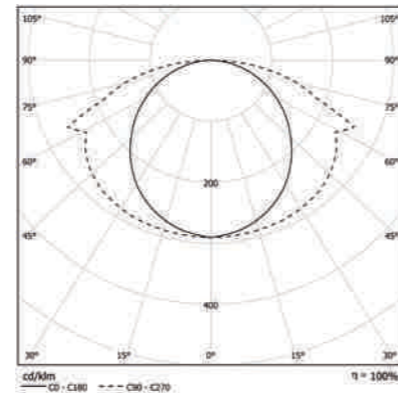
Light Bulb Icon	Light Bulb Icon
18W	858 mm
24W	1138 mm
30W	1418 mm
36W	1698 mm
42W	1986 mm

COLOUR TEMPERATURE 4000K

COD	Light Bulb Icon	lm	mm
40PG18L490	18W	1686	872
40PG24L490	24W	2248	1152
40PG30L490	30W	2810	1432
40PG36L490	36W	3371	1712
40PG42L490	42W	3933	1992
40PG48L490	48W	4496	2272
40PG54L490	54W	5057	2552
40PG60L490	60W	5619	2832
40PG66L490	66W	6181	3112



IP 40 A++



Light Bulb Icon	Light Bulb Icon
48W	2266 mm
54W	2546 mm
60W	2826 mm
66W	3106 mm

Both for single installation and continuous rows add 4mm at the cutout for the end cap kit.

COLOUR TEMPERATURE 3000K

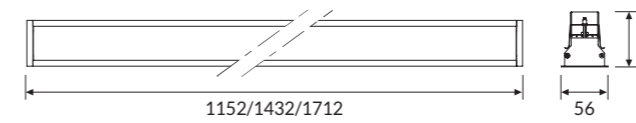
COD	Light Bulb Icon	lm	mm
40PG18L390	18W	1650	872
40PG24L390	24W	2200	1152
40PG30L390	30W	2750	1432
40PG36L390	36W	3300	1712
40PG42L390	42W	3850	1992
40PG48L390	48W	4401	2272
40PG54L390	54W	4950	2552
40PG60L390	60W	5501	2832
40PG66L390	66W	6051	3112

OVVIO DISPLAY LED HIGH POWER

OPTIC

PMMA diffuser for a soft emission (UGR<22) with no shadow evident.

End caps not included. See accessories on p. 121.



Light Bulb Icon	Light Bulb Icon
48W	1138 mm
60W	1418 mm
72W	1698 mm

Both for single installation and continuous rows add 4mm at the cutout for the end cap kit.

COLOUR TEMPERATURE 4000K

COD	Light Bulb Icon	lm	mm
40PG48L490HP	48W	4494	1152
40PG60L490HP	60W	5619	1432
40PG72L490HP	72W	6743	1712

3000K

COD	Light Bulb Icon	lm	mm
40PG48L390HP	48W	4401	1152
40PG60L390HP	60W	5501	1432
40PG72L390HP	72W	6601	1712

Accessories



40AA09LED

End caps kit.



40AA11LED

Linear joint.



40PG10000

PG metacrilate diffuser (UGR<22), 10m coil to be measured and cut on site to provide continuous gap-free light diffusion.



GROOVE DISPLAY

ID CODE: 43

GROOVE DISPLAY. The technical solutions adopted for ease of installation and precise assembly make the product a pleasant and easy to manage lighting system. The product can be specified in singular form, or in continuous rows, making it ideal for a wide range of applications. The product has been designed for simple recessed installation into plasterboard or slatted ceilings.

See also:

GROOVE	p. 58
GROOVE IP54	p. 432
GROOVE HCL	p. 480
GROOVE DISPLAY HCL	p. 481
GROOVE DISPLAY IP54	p. 438



Design
esse-ci

FEATURES

- Direct Emission
- UGR < 19
- IP 40

LED

- 3000K/4000K
- >105 lm/W
- CRI > 90
- Eye safety: RG0/RG1
- Mac Adams 3
- L80/B10 > 50.000h

CERTIFICATIONS

- CE
- A++
- 5 years warranty

ON REQUEST

- DALI - RDD code (verify the version)
- BT Easy connect - BEM/BES code
- Emergency kit 1/3 hour EM/EM 3h code
- 2700K - 5000
- ETL READY


Specifications Built-in driver.

Optic DPL technology diffuser (UGR<19) for environments with display screen equipment.

Body Aluminum extruded body with epoxy powder coating.

Colour

- Matt white RAL 9003 - Code: B
- Matt black RAL 9005 - Code: C8



CONTINUOUS ROWS

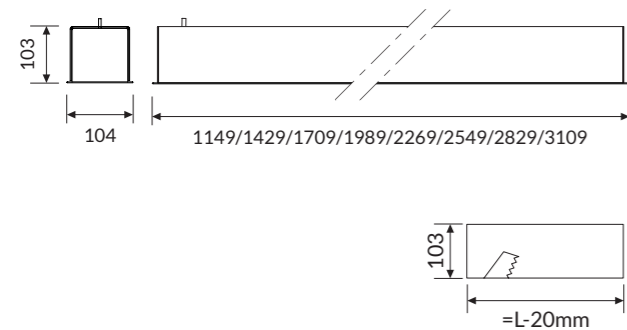
GROOVE DISPLAY

GROOVE DISPLAY LOW POWER

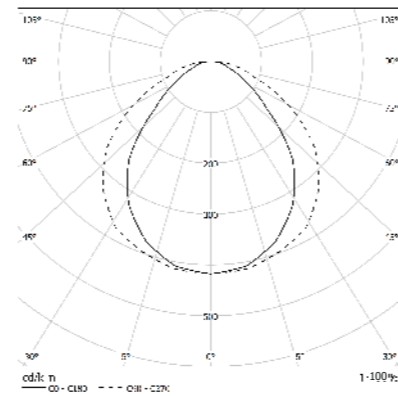
OPTIC

DPL technology diffuser (UGR<19) for environments with display screen equipment.

End caps not included. See accessories on p. 125.



IP 40 A++



COLOUR TEMPERATURE

4000K

COD	W	lm	mm
43DPL24L490F	24W	2520	1149
43DPL30L490F	30W	3150	1429
43DPL36L490F	36W	3780	1709
43DPL42L490F	42W	4410	1989
43DPL48L490F	48W	5040	2269
43DPL54L490F	54W	5670	2549
43DPL60L490F	60W	6300	2829
43DPL66L490F	66W	6930	3109

3000K

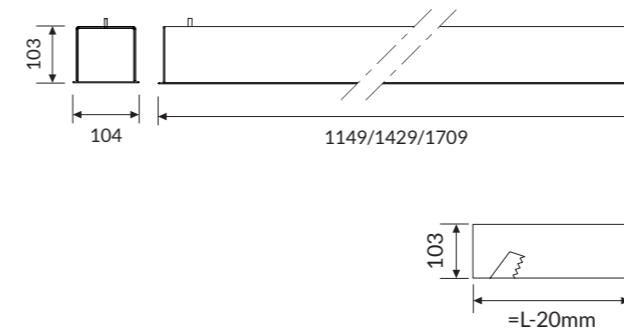
COD	W	lm	mm
43DPL24L390F	24W	2343	1149
43DPL30L390F	30W	2930	1429
43DPL36L390F	36W	3515	1709
43DPL42L390F	42W	4101	1989
43DPL48L390F	48W	4687	2269
43DPL54L390F	54W	5273	2549
43DPL60L390F	60W	5859	2829
43DPL66L390F	66W	6445	3109

GROOVE DISPLAY HIGH POWER

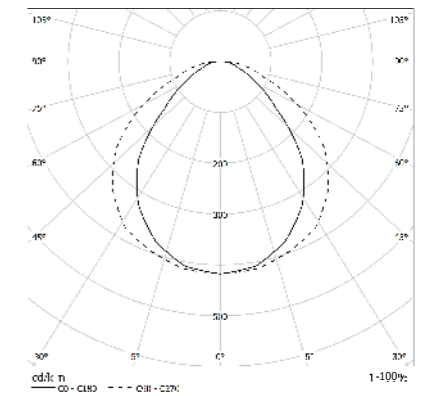
OPTIC

DPL technology diffuser (UGR<19) for environments with display screen equipment.

End caps not included. See accessories on p. 125.



IP 40 A++



COLOUR TEMPERATURE

4000K

COD	W	lm	mm
43DPL45L490HPF	45W	4725	1149
43DPL57L490HPF	57W	5985	1429
43DPL68L490HPF	68W	7140	1709

3000K

COD	W	lm	mm
43DPL45L390HPF	45W	4394	1149
43DPL57L390HPF	57W	5566	1429
43DPL68L390HPF	68W	6640	1709

Accessories



43AA09F
End caps kit.



43AA11F
Linear joint.



43PG10000
Methacrylate satin diffuser UGR<22, 10m coil to be measured and cut on site to provide continuous gap-free light diffusion.



SUSPENDED //CEILING

SUSPENDED
/CEILING

BEN	128
ONERING	140
JOOLS	148
PIPE LINE	154
STYLO	160
DIMPLES	164
LITE	178
RGL LED	184

BEN

ID CODE: 10

Universal fixture produced with **spun aluminium**, for wall, ceiling, suspended or recessed applications. For applications where low glare is desirable, DPL optics are offered which have a glare rating of UGR <19. A satin opal diffuser is also offered for soft broad-beam distribution UGR <22.

The **LED boards are mounted on circular aluminium frames** for optimum thermal management and quick fit connectors facilitate rapid installation. Dimming and emergency versions complete the range.





See also:

BEN recessed	p. 212
BEN wall	p. 384
BEN IP54	p. 520
BEN HCL	p. 478









Design
Serge & Robert Cornelissen

FEATURES

-  Direct Emission
-  Direct/Indirect Emission
-  UGR <19; <22
-  IP 40





LED

-  3000K/4000K
-  >124 lm/W
-  CRI >90
-  Eye safety: RG0/RG1
-  Mac Adams 3
-  L80/B10 >50.000h

CERTIFICATIONS

-  CE
-  A+
-  5 years warranty
- 

ON REQUEST

-  DALI - RDD code (verify the version)
-  BT Easy connect - BEM/BES code
-  Emergency kit 1/3 hour EM/EM 3h code
-  2700K

Specifications · Built-in driver

Optic · PG with frosted Acryl-Satiné and impact resistant diffuser UGR<22
· DPL impact resistant with homogeneous and controlled emission UGR<19 (accessory)

Body Spun aluminum with epoxy powder coating.

Colour ○ Matt white RAL 9003 - Code: B

SUSPENDED - CEILING

BEN

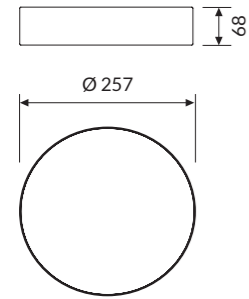
SUSPENDED
/CEILING



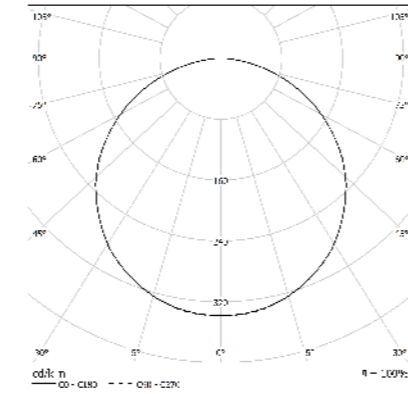
BEN SMALL IP40 PG

OPTIC

PG diffuser with frosted Acryl-Satiné and impact resistant diffuser UGR<22.



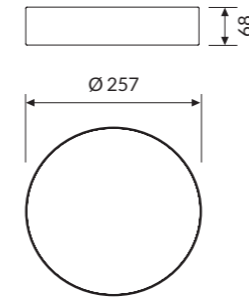
IP 40 A+



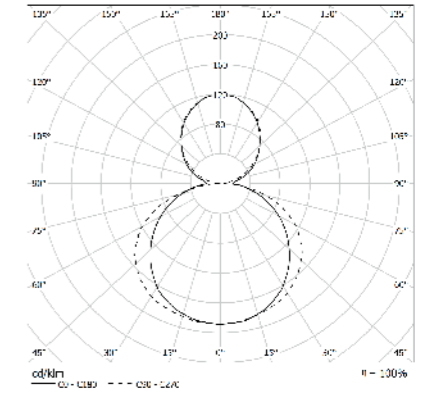
BEN SMALL IP40 PG DOUBLE EMISSION

OPTIC

PG diffuser with frosted Acryl-Satiné and impact resistant diffuser UGR<22.



IP 40 A+



COLOUR TEMPERATURE

4000K

3000K

COD	💡	lm	Ø (mm)
10PG6L490	6W	749	257
10PG12L490	12W	1497	257
10PG18L490	18W	2246	257

COD	💡	lm	Ø (mm)
10PG6L390	6W	712	257
10PG12L390	12W	1422	257
10PG18L390	18W	2138	257

COLOUR TEMPERATURE

4000K

3000K

COD	💡	lm	Ø (mm)
10DI15PGL490	15W	1965	257
10DI21PGL490	21W	2713	257
10DI27PGL490	27W	3462	257

COD	💡	lm	Ø (mm)
10DI15PGL390	15W	1859	257
10DI21PGL390	21W	2569	257
10DI27PGL390	27W	3285	257

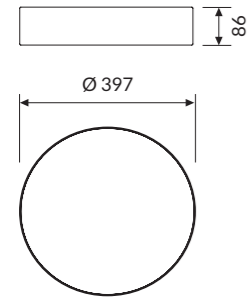
DIRECT // INDIRECT EMISSION

Ø (mm)	Power Direct Mod.	Power Indirect Mod.
257	6W	9W
257	12W	9W
257	18W	9W

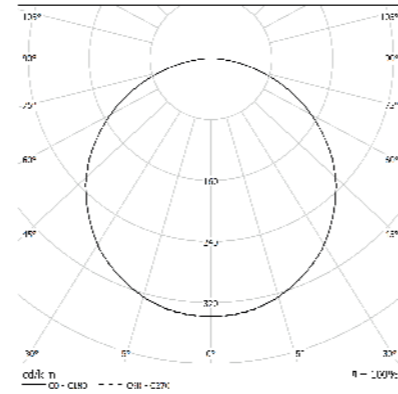
BEN MEDIUM IP40 PG

OPTIC

PG diffuser with frosted Acryl-Satiné and impact resistant diffuser UGR<22.



IP 40 A'



COLOUR TEMPERATURE 4000K

COD	💡	lm	Ø (mm)
10PG16L490	16W	1994	397
10PG25L490	25W	3113	397

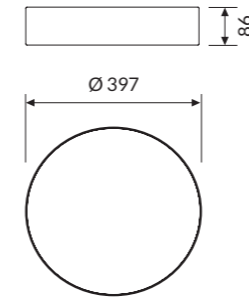
COLOUR TEMPERATURE 3000K

COD	💡	lm	Ø (mm)
10PG16L390	16W	1894	397
10PG25L390	25W	2957	397

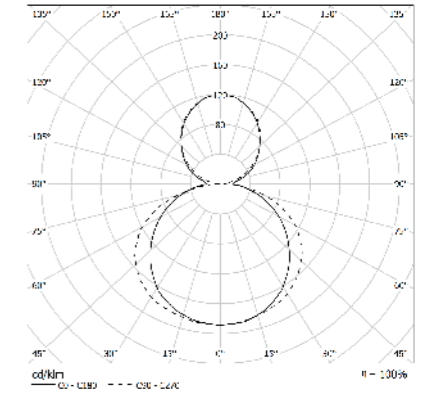
BEN MEDIUM IP40 PG DOUBLE EMISSION

OPTIC

PG diffuser with frosted Acryl-Satiné and impact resistant diffuser UGR<22.



IP 40 A'



DIRECT // INDIRECT EMISSION

Ø (mm)	Power Direct Mod.	Power Indirect Mod.
397	16W	12W
397	25W	12W

COLOUR TEMPERATURE 4000K

COD	💡	lm	Ø (mm)
10DI28PGL490	28W	3616	397
10DI37PGL490	37W	4735	397

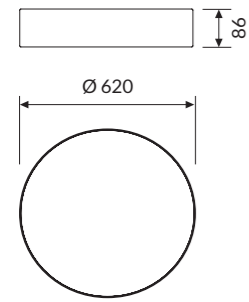
COLOUR TEMPERATURE 3000K

COD	💡	lm	Ø (mm)
10DI28PGL390	28W	3424	397
10DI37PGL390	37W	4487	397

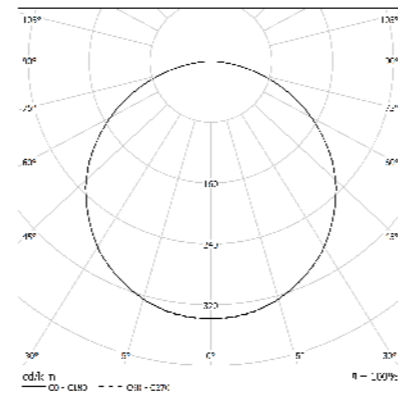
BEN LARGE IP40 PG

OPTIC

PG diffuser with frosted Acryl-Satiné and impact resistant diffuser UGR<22.



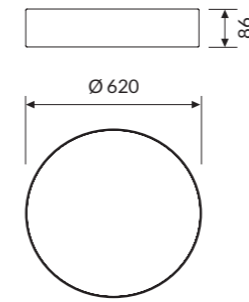
IP 40 A'



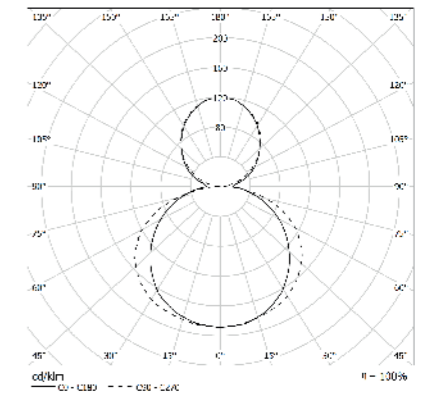
BEN LARGE IP40 PG DOUBLE EMISSION

OPTIC

PG diffuser with frosted Acryl-Satiné and impact resistant diffuser UGR<22.



IP 40 A'



DIRECT // INDIRECT EMISSION

Ø (mm)	Power Direct Mod.	Power Indirect Mod.
620	60W	24W
620	112W	24W

COLOUR TEMPERATURE 4000K

COD	💡	lm	Ø (mm)
10PG60L490	60W	7476	620
10PG112L490	112W	13955	620

3000K

COD	💡	lm	Ø (mm)
10PG60L390	60W	7102	620
10PG112L390	112W	13257	620

COLOUR TEMPERATURE 4000K

COD	💡	lm	Ø (mm)
10DI84PGL490	84W	10689	620
10DI136PGL490	136W	17168	620

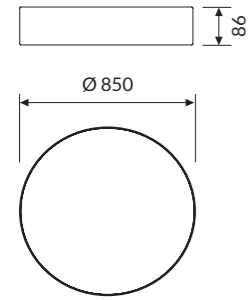
3000K

COD	💡	lm	Ø (mm)
10DI84PGL390	84W	10131	620
10DI136PGL390	136W	16286	620

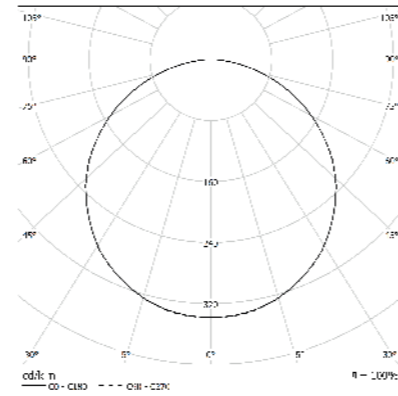
BEN XL IP40 PG

OPTIC

PG diffuser with frosted Acryl-Satiné and impact resistant diffuser UGR<22.



IP 40 A+



COLOUR TEMPERATURE 4000K

COD	💡	lm	Ø (mm)
10PG70L490	70W	8722	850
10PG150L490	150W	18690	850

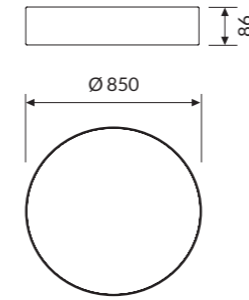
COLOUR TEMPERATURE 3000K

COD	💡	lm	Ø (mm)
10PG70L390	70W	8286	850
10PG150L390	150W	17756	850

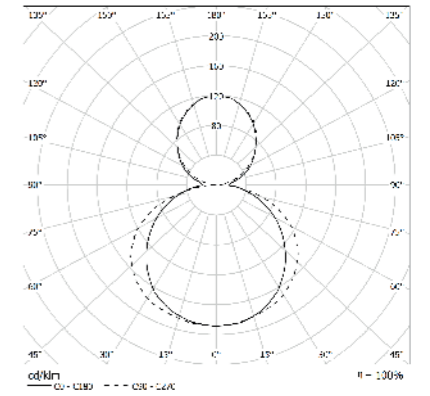
BEN XL IP40 PG DOUBLE EMISSION

OPTIC

PG diffuser with frosted Acryl-Satiné and impact resistant diffuser UGR<22.



IP 40 A+



DIRECT // INDIRECT EMISSION

Ø (mm)	Power Direct Mod.	Power Indirect Mod.
850	70W	30W
850	150W	30W

COLOUR TEMPERATURE 4000K

COD	💡	lm	Ø (mm)
10DI100PGL490	100W	12738	850
10DI180PGL490	180W	22706	850

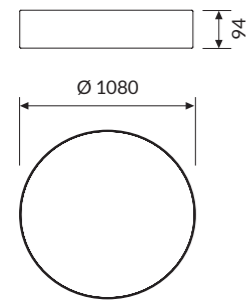
COLOUR TEMPERATURE 3000K

COD	💡	lm	Ø (mm)
10DI100PGL390	100W	12072	850
10DI180PGL390	180W	21542	850

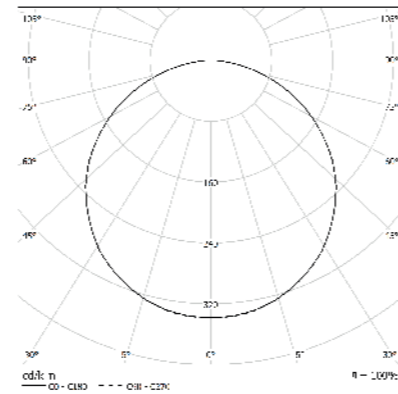
BEN MAXI IP40 PG

OPTIC

PG diffuser with frosted Acryl-Satiné and impact resistant diffuser UGR<22.



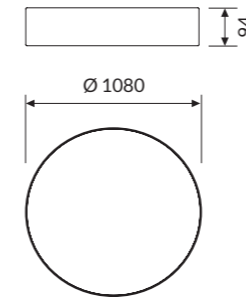
IP 40 A+



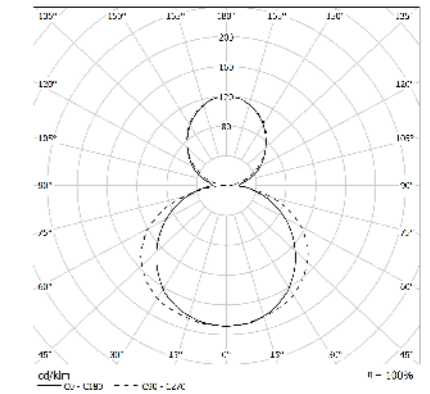
BEN MAXI IP40 PG DOUBLE EMISSION

OPTIC

PG diffuser with frosted Acryl-Satiné and impact resistant diffuser UGR<22.



IP 40 A+



DIRECT // INDIRECT EMISSION

Ø (mm)	Power Direct Mod.	Power Indirect Mod.
1080	180W	36W
1080	240W	36W

COLOUR TEMPERATURE

4000K

3000K

COD	💡	lm	Ø (mm)
10DI216PGL490	216W	27248	1080
10DI276PGL490	276W	34724	1080

COD	💡	lm	Ø (mm)
10DI216PGL390	216W	25851	1080
10DI276PGL390	276W	32953	1080

Accessories



10AADPLS: for BEN SMALL
10AADPLM: for BEN MEDIUM
10AADPLL: for BEN LARGE
10AADPLXL: for BEN XL
10AADPLMX: for BEN MAXI

DPL diffuser for IP40 versions.



10AA13

Single wire 1500mm long adjustable suspension kit.



10AA1330

Single wire 3000mm long adjustable suspension kit.

COLOUR TEMPERATURE

4000K

3000K

COD	💡	lm	Ø (mm)
10PG180L490	180W	22428	1080
10PG240L490	240W	29904	1080

COD	💡	lm	Ø (mm)
10PG180L390	180W	21307	1080
10PG240L390	240W	28409	1080



10AA16

3-poles powered supply box cable length 2000mm.



10AA165P

5-poles powered supply box cable length 2000mm.



10AA14LI

Kit for ceiling mounting.

ONE RING

ID CODE: 17

ONE RING is a decorative yet highly technical fixture with minimalist design and multiple application possibilities. Available in a range of diameters, for direct ceiling mounting or for suspending, with direct or direct/indirect light emission and the possibility of adding adjustable spotlights for accent lighting. With the option of adding central acoustic with sound absorption panels, ONE RING is a truly unique lighting solution.



Design
esse-ci

FEATURES

- Direct Emission
- Direct/Indirect Emission
- UGR <22; <19
- IP 40

LED

- 3000K/4000K
- >107 lm/W
- CRI >90
- Eye safety: RG0/RG1
- Mac Adams 3
- L80/B10 >50.000h

CERTIFICATIONS

- CE
- A+
- 5 years warranty

ON REQUEST

- DALI - RDD code (verify the version)
- Emergency kit 1/3 hour EM/EM.3h code
- 2700K

Optic · PG diffuser for soft diffusion with UGR<22
· DPL impact resistant with homogeneous and controlled emission UGR<19

Body Manufactured from extruded aluminum with epoxy powder coating.

Colour ○ White RAL 9003 - Code: B
● Black RAL 9005 - Code: C8

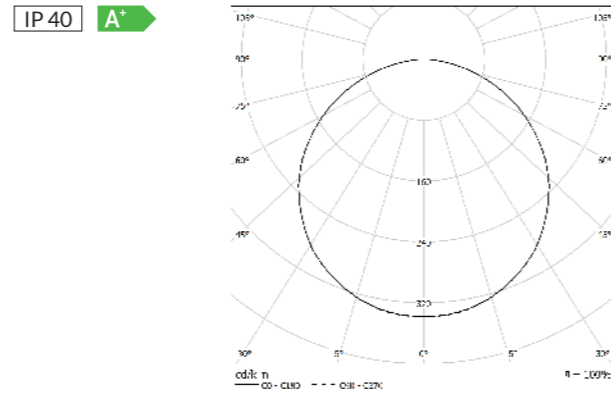
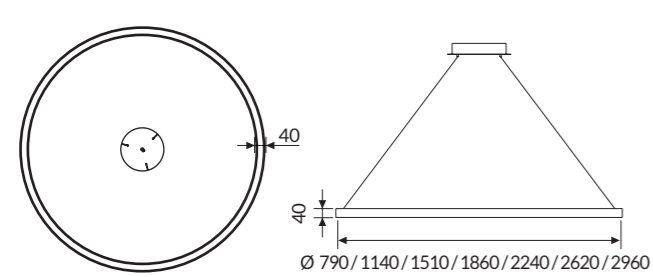


ONE RING PG

OPTIC

Methacrylate satin diffuser for soft diffusion with UGR<22.

Complete with powered box.



COLOUR TEMPERATURE

4000K

COD	Light Bulb Icon	lm	Ø (mm)
17PG39L490	39W	4173	790
17PG58L490	58W	6216	1140
17PG77L490	77W	8288	1510
17PG96L490	96W	10360	1860
17PG115L490	115W	12432	2240
17PG134L490	134W	14504	2620
17PG154L490	154W	16576	2960

3000K

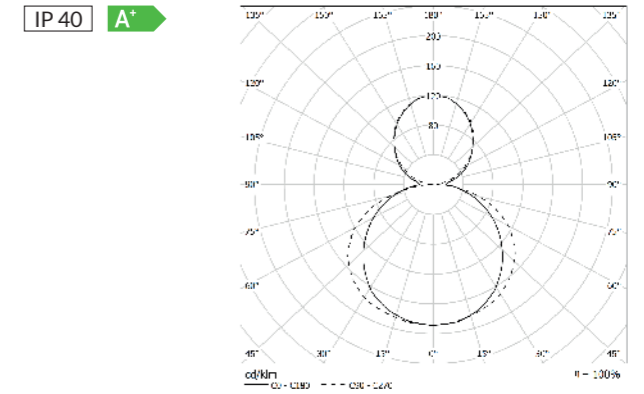
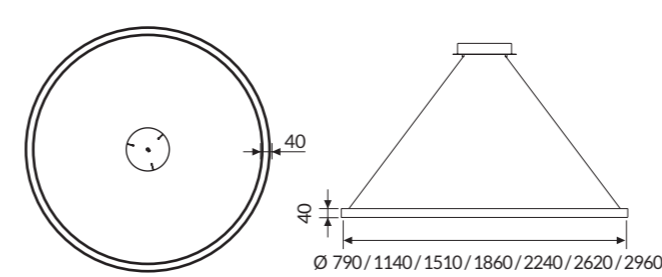
COD	Light Bulb Icon	lm	Ø (mm)
17PG39L390	39W	3881	790
17PG58L390	58W	5780	1140
17PG77L390	77W	7708	1510
17PG96L390	96W	9635	1860
17PG115L390	115W	11562	2240
17PG134L390	134W	13489	2620
17PG154L390	154W	15416	2960

ONE RING PG DOUBLE EMISSION

OPTIC

Methacrylate satin diffuser for soft diffusion with UGR<22. Direct/Indirect emission.

Complete with powered box.



DIRECT // INDIRECT EMISSION

Ø (mm)	Power Direct Mod.	Power Indirect Mod.
790	39W	24W
1140	58W	35W
1510	77W	46W
1860	96W	57W
2240	115W	69W
2620	134W	81W
2960	154W	92W

COLOUR TEMPERATURE

4000K

COD	Light Bulb Icon	lm	Ø (mm)
17DI63PGL490	63W	6057	790
17DI93PGL490	93W	8966	1140
17DI123PGL490	123W	11588	1510
17DI153PGL490	153W	14760	1860
17DI184PGL490	184W	17382	2240
17DI215PGL490	215W	20554	2620
17DI246PGL490	246W	23726	2960

3000K

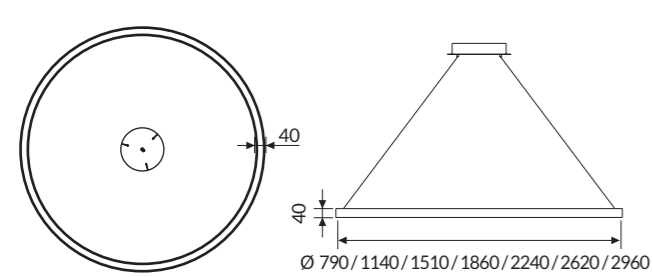
COD	Light Bulb Icon	lm	Ø (mm)
17DI63PGL390	63W	5578	790
17DI93PGL390	93W	8255	1140
17DI123PGL390	123W	10678	1510
17DI153PGL390	153W	13595	1860
17DI184PGL390	184W	16017	2240
17DI215PGL390	215W	18934	2620
17DI246PGL390	246W	21851	2960

ONE RING DPL

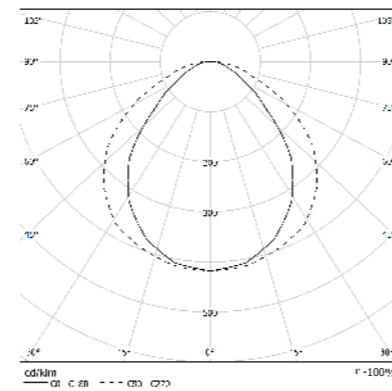
OPTIC

Diffuser in DPL (Diamond Prism LED) technology with UGR<19 for projects with display screen equipment.

Complete with powered box.



IP 40 A'



COLOUR TEMPERATURE

4000K

COD	Light Bulb Icon	lm	Ø (mm)
17DPL39L490	39W	3950	790
17DPL58L490	58W	5880	1140
17DPL77L490	77W	7840	1510
17DPL96L490	96W	9800	1860
17DPL115L490	115W	11760	2240
17DPL134L490	134W	13720	2620
17DPL154L490	154W	15680	2960

3000K

COD	Light Bulb Icon	lm	Ø (mm)
17DPL39L390	39W	3674	790
17DPL58L390	58W	5468	1140
17DPL77L390	77W	7291	1510
17DPL96L390	96W	9114	1860
17DPL115L390	115W	10937	2240
17DPL134L390	134W	12760	2620
17DPL154L390	154W	14582	2960

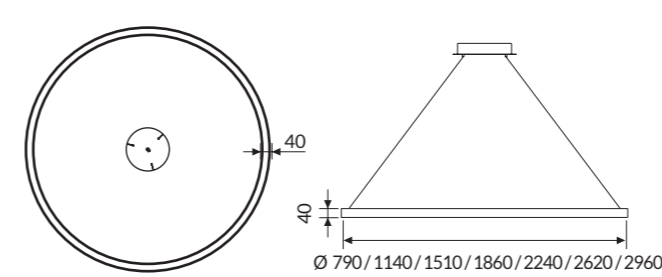
ONE RING DPL DOUBLE EMISSION

OPTIC

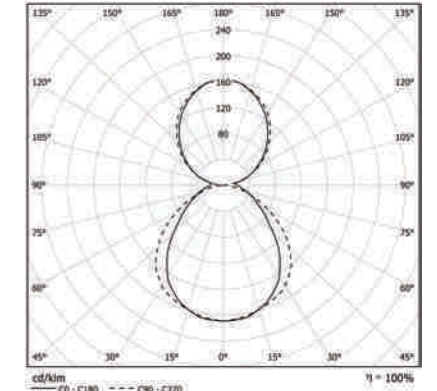
Diffuser in DPL (Diamond Prism LED) technology with UGR<19 for projects with display screen equipment.

Direct/Indirect emission.

Complete with powered box.



IP 40 A'



DIRECT // INDIRECT EMISSION

Ø (mm)	Power Direct Mod.	Power Indirect Mod.
790	39W	24W
1140	58W	35W
1510	77W	46W
1860	96W	57W
2240	115W	69W
2620	134W	81W
2960	154W	92W

COLOUR TEMPERATURE

4000K

COD	Light Bulb Icon	lm	Ø (mm)
17DI63DPLL490	63W	5834	790
17DI93DPLL490	93W	8630	1140
17DI123DPLL490	123W	11140	1510
17DI153DPLL490	153W	14200	1860
17DI184DPLL490	184W	16710	2240
17DI215DPLL490	215W	19770	2620
17DI246DPLL490	246W	22830	2960

3000K

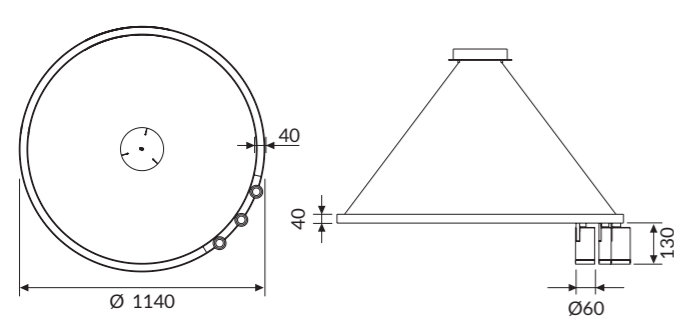
COD	Light Bulb Icon	lm	Ø (mm)
17DI63DPLL390	63W	5371	790
17DI93DPLL390	93W	7943	1140
17DI123DPLL390	123W	10261	1510
17DI153DPLL390	153W	13074	1860
17DI184DPLL390	184W	15392	2240
17DI215DPLL390	215W	18205	2620
17DI246DPLL390	246W	21017	2960

ONE RING SPOT

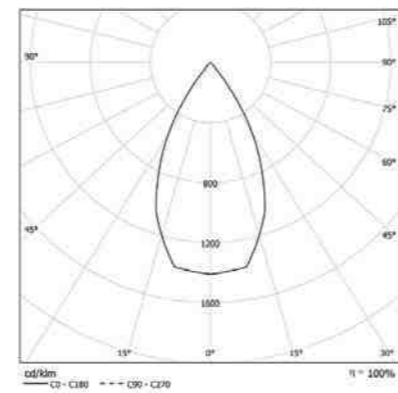
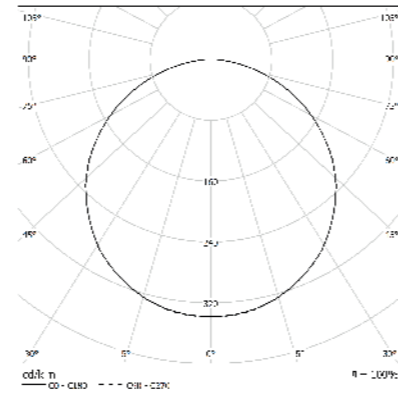
OPTIC

Methacrylate satin diffuser for soft diffusion with UGR<22. Spot with internal aluminum reflector 36° beam angle.

Complete with powered box.



IP 40 A+
Spot:
IP 20 A



COLOUR TEMPERATURE

4000K

3000K

COD	Light Bulb Icon	lm	Ø (mm)
17PG43L4903x36	43W + 3x9W 36°	4601 + 3282	1140

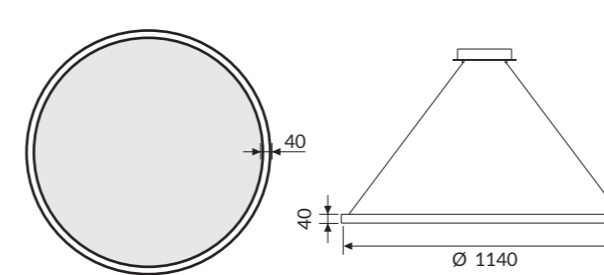
COD	Light Bulb Icon	lm	Ø (mm)
17PG43L3903x36	43W + 3x9W 36°	4279 + 2769	1140

ONE RING ACOUSTIC DOUBLE EMISSION

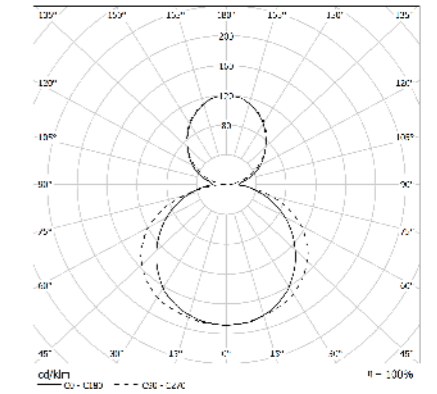
OPTIC

Methacrylate satin diffuser for soft diffusion with UGR<22. Direct/Indirect emission.

Grey sound absorbing panel. Complete with powered box.



IP 40 A+



DIRECT // INDIRECT EMISSION

Ø (mm)	Power Direct Mod.	Power Indirect Mod.
1140	58W	35W

COLOUR TEMPERATURE

4000K

3000K

COD	Light Bulb Icon	lm	Ø (mm)
17DI93PGL490AC	93W	8966	1140

COD	Light Bulb Icon	lm	Ø (mm)
17DI93PGL390AC	93W	8255	1140

Accessories



17AA1330
3000mm adjustable wire suspension kit.



17AA14
Kit for ceiling mounting.

JOOLS

ID CODE: 11

JOOLS is a decorative pendant with an organic shape, **compact yet powerful in flux**, with bi-directional emission for professional applications such as **retail and hospitality**.

The highly decorative character is ideal for suspending over reception desks as an accent light, without sacrificing **indirect lighting throughout the environment**. Thanks to the accessories it can be installed as a suspended fitting, directly mounted to the ceiling, hung from LV track or even wall mounted.

See also:




JOOLS LV p. 336

JOOLS WALL p. 380









Design
Serge & Robert Cornelissen

FEATURES

-  Direct/Indirect Emission
-  UGR <19
-  IP 40



LED

-  3000K/4000K
-  >99 lm/W
-  CRI >90
-  Eye safety: RG0/RG1
-  Mac Adams 3
-  L80/B10 >50.000h

CERTIFICATIONS

-  CE
-  A+
-  5 years warranty

ON REQUEST




-  DALI - RDD code (verify the version)
-  2700K - 5000K

Specifications LED CoB technology.

Optic Diffused satin PC for indirect emission.
Direct emission with PC lens. CUT-OFF>30°.


Body Spun aluminum with epoxy powder coating.

Colour

-  White RAL 9003 - Code: W
-  Black RAL 9005 - Code: BK
-  Champagne Anodized - Code: C67

SUSPENDE - CEILING

JOOLS

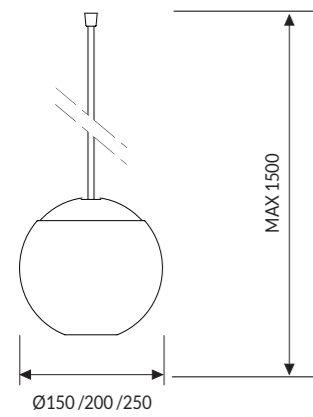


JOOLS

OPTIC

Diffused satin PC for indirect emission.
Direct emission with PC lens. CUT-OFF > 30°
Beam angle: 14° - 35° - 55°.

Power/suspension cable included.
Needs powered box: see accessories on p. 152



DIRECT // INDIRECT EMISSION

Ø (mm)	Power Direct Mod.	Power Indirect Mod.
150	12W	7W
200	14W	8W
250	17W	10W

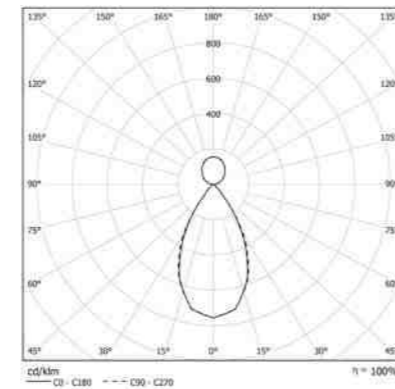
COLOUR TEMPERATURE

4000K

COD	Light Bulb Icon	lm	Ø (mm)
11DI19L49014	19W 14°	1881	150
11DI19L49035	19W 35°	1881	150
11DI19L49055	19W 55°	1881	150
11DI22L49014	22W 14°	2106	200
11DI22L49035	22W 35°	2106	200
11DI22L49055	22W 55°	2106	200
11DI27L49014	27W 14°	2498	250
11DI27L49035	27W 35°	2498	250
11DI27L49055	27W 55°	2498	250




IP 40 A+



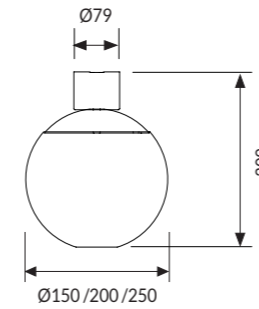
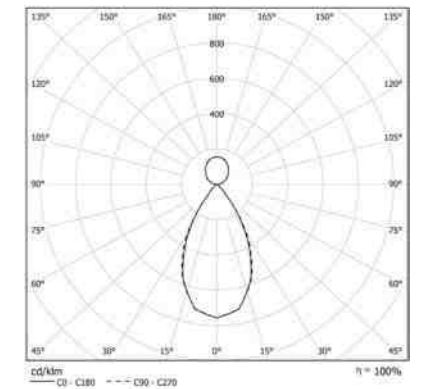
JOOLS CEILING

OPTIC

Diffused satin PC for indirect emission.
Direct emission with PC lens. CUT-OFF > 30°
Beam angle: 14° - 35° - 55°.



IP 40 A+



DIRECT // INDIRECT EMISSION

Ø (mm)	Power Direct Mod.	Power Indirect Mod.
150	12W	7W
200	14W	8W
250	17W	10W

COLOUR TEMPERATURE

4000K

COD	Light Bulb Icon	lm	Ø (mm)
11DI19L49014C	19W 14°	1881	150
11DI19L49035C	19W 35°	1881	150
11DI19L49055C	19W 55°	1881	150
11DI22L49014C	22W 14°	2106	200
11DI22L49035C	22W 35°	2106	200
11DI22L49055C	22W 55°	2106	200
11DI27L49014C	27W 14°	2498	250
11DI27L49035C	27W 35°	2498	250
11DI27L49055C	27W 55°	2498	250

3000K

COD	Light Bulb Icon	lm	Ø (mm)
11DI19L39014C	19W 14°	1768	150
11DI19L39035C	19W 35°	1768	150
11DI19L39055C	19W 55°	1768	150
11DI22L39014C	22W 14°	1980	200
11DI22L39035C	22W 35°	1980	200
11DI22L39055C	22W 55°	1980	200
11DI27L39014C	27W 14°	2349	250
11DI27L39035C	27W 35°	2349	250
11DI27L39055C	27W 55°	2349	250



11AA16
Box-power for single ceiling installation.



11AA16RDD
Box-power for single ceiling installation, DALI version.



11AA16R
Box-power for recessed installation.



11AA16RRDD
Box-power for recessed installation, DALI version.



11AA16IL
Box-power for start continuous rows.



11AA16ILRDD
Box-power for start continuous rows, DALI version.



11AA16CL
Box-power for centre continuous rows.



11AA16CLRDD
Box-power for centre continuous rows, DALI version.

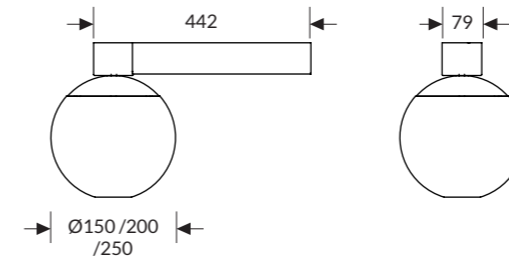


11AA16FL
Box-power for end continuous rows.

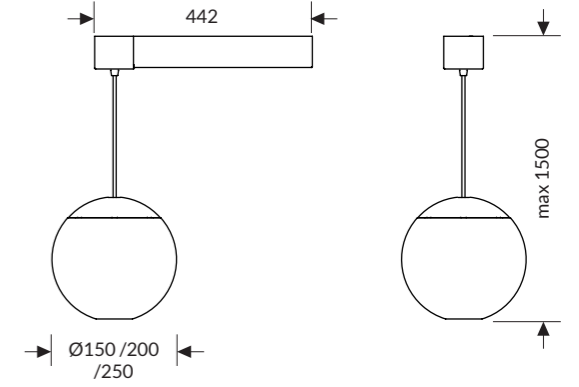


11AA16FLRDD
Box-power for end continuous rows, DALI version.

CEILING



SUSPENDED



ENDLESS CONFIGURATION POSSIBILITIES




PIPE LINE

ID CODE: 86

PIP LINE is a decorative yet highly technical luminaire for single suspended or ceiling-mounted installation.




A completely innovative product due to its power supply system, with the mechanical rotors allowing the electrical connection to be made without wires.

This enables the architectural light pipes to be freely rotated to create individual light emission, or even staggered to lengthen the line of the fixture according to the application. Freedom in design.









Design
esse-ci

FEATURES

-  Direct/indirect Emission
-  UGR <16; <22
-  IP 40




LED

-  3000K/4000K
-  >115 lm/W; >132 lm/W
-  CRI >90
-  Eye safety: RG0/RG1
-  Mac Adams 3
-  L80/B10 >50.000h

CERTIFICATIONS

-  CE
-  A+
-  5 years warranty

ON REQUEST

-  DALI - RDD code (verify the version)
-  Emergency kit 1/3 hour EM/EM.3h code
-  2700K

Specifications Driver included.


Optic

- PG: Methacrylate satin diffuser for soft emission with UGR<22
- HC: Microcell diffuser UGR <16
- PG-HC: A mix between soft emission and High Contrast accents

Body Spun aluminum with epoxy powder coating.

Colour

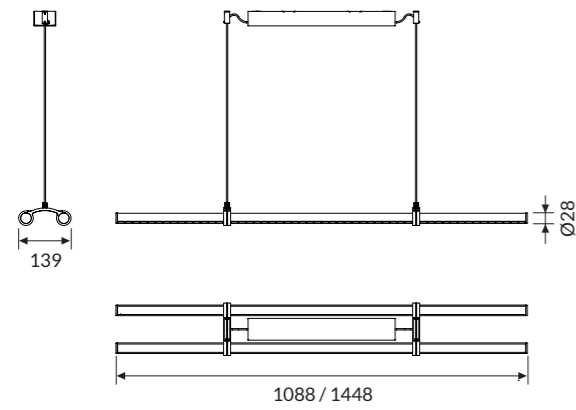

- White RAL 9003 wrinkled - Code: W
- Black RAL 9005 wrinkled - Code: BK



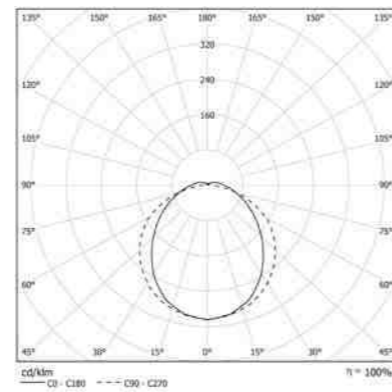
PIPE LINE PG

OPTIC

Methacrylate satin diffuser for soft diffusion with UGR<22.



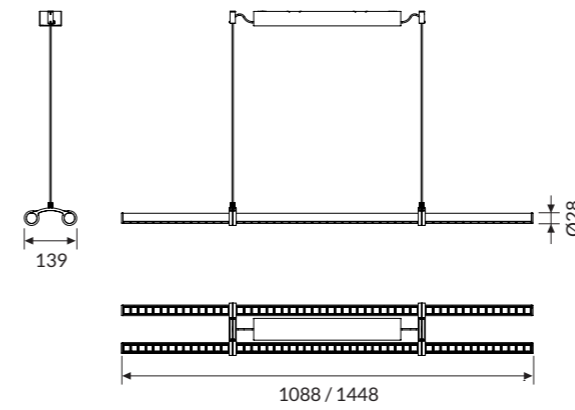

IP 40 A+



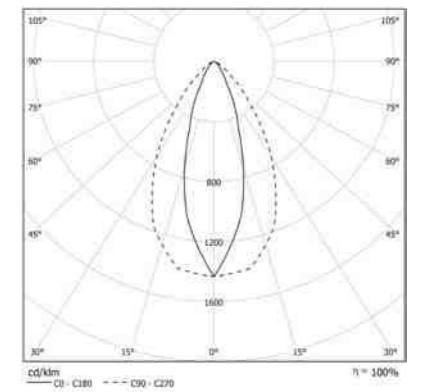
PIPE LINE DK

OPTIC

High Contrast diffuser UGR<16.



IP 40 A+



COLOUR TEMPERATURE

4000K

COD	💡	lm	mm
86PG48L490	48W	6354	1088
86PG62L490	62W	8184	1448

3000K

COD	💡	lm	mm
86PG48L390	48W	5845	1088
86PG62L390	62W	7529	1448

COLOUR TEMPERATURE

4000K

COD	💡	lm	mm
86DK48L490	48W	5538	1088
86DK62L490	62W	7149	1448

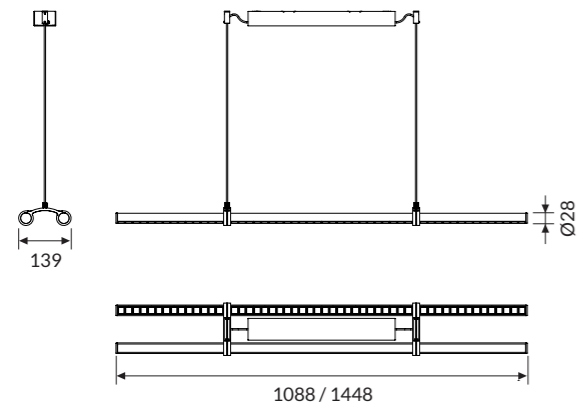
3000K

COD	💡	lm	mm
86DK48L390	48W	5150	1088
86DK62L390	62W	6648	1448


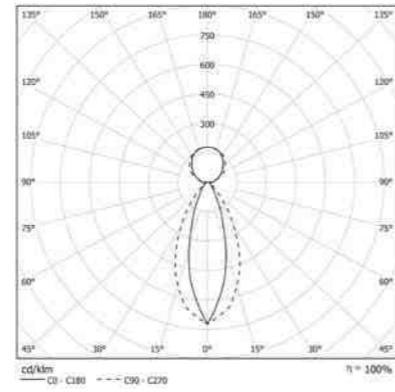
PIPE LINE PG-DK

OPTIC

A mix between soft emission and High Contrast accents.



IP 40 A+



COLOUR TEMPERATURE

4000K

COD	💡	lm	mm
86DKD48L490	48W	5946	1088
86DKD62L490	62W	7667	1448

3000K

COD	💡	lm	mm
86DKD48L390	48W	5497	1088
86DKD62L390	62W	7088	1448

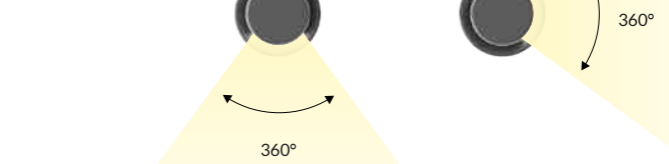
Technical Note

POSSIBLE MOVEMENTS:



SLIDING

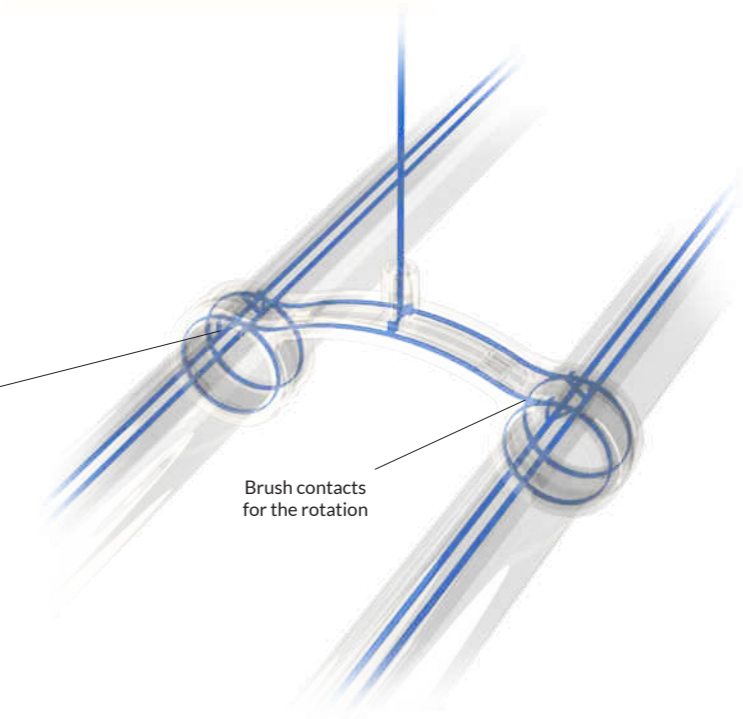
ROTATING



ELECTRICAL CONTACT POINTS:

Electrical contacts for the translation

Brush contacts for the rotation



STYLO

ID CODE: 88

Suspended miniaturized fixture with a clean and elegant design. Stylo can be installed **individually**, or onto **three-phase** or **low voltage 48V tracks**. CUT OFF >30 ° for glare control and a great comfort.

See also:




STYLO LV

p. 340









Design
esse-ci

FEATURES

-  Direct Emission
-  UGR < 19
-  IP 40



LED

-  3000K/4000K
-  >72 lm/W
-  CRI > 90
-  Eye safety: RG0/RG1
-  Mac Adams 3
-  L80/B10 >50.000h

CERTIFICATIONS

-  CE
-  A+
-  5 years warranty

ON REQUEST

-  DALI - RDD code (verify the version)
-  2700K - 5000K

Optic

- Polycarbonate lens from 25°-40° beam angle
- Honeycomb lens
- Additional PG diffuser

Body


Body in die-cast aluminium with epoxy powder coating

Colour

- White RAL 9003 wrinkled - Code: W
- Black RAL 9005 wrinkled - Code: BK

SUSPENDEE - CEILING

STYLO

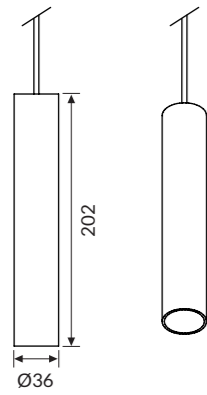


SUSPENDEE
/CEILING

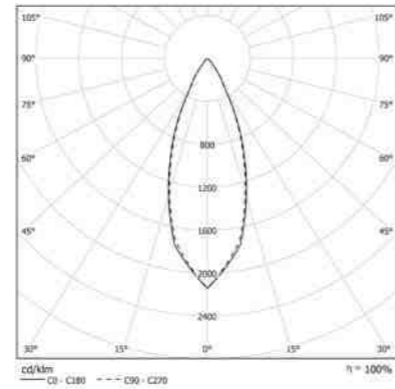
OPTIC

Polycarbonate lens from 25°-40° beam angle.

Complete with 1.5mt cable.
Needs powered box: see accessories on p.163.



IP 40 A*



Accessories



88AA16
Built-in driver box power for for ceiling version.



88AA16RDD
Built-in driver box power for for ceiling version, DALI version.



88AA16R
Box power for recessed installation on plasterboard.



88AA16RRDD
Box power for recessed installation on plasterboard, DALI version.



88AAND
Honeycomb lens.



88AASD
Additional PG diffuser.

COLOUR TEMPERATURE

4000K

3000K

COD	💡	lm	Ø (mm)
88PC5L49025	5W 25°	360	36
88PC5L49040	5W 40°	360	36
88PC8L49025	8W 25°	574	36
88PC8L49040	8W 40°	574	36

COD	💡	lm	Ø (mm)
88PC5L39025	5W 25°	318	36
88PC5L39040	5W 40°	318	36
88PC8L39025	8W 25°	508	36
88PC8L39040	8W 40°	508	36

DIMPLES

ID CODE: 48

DIMPLES is a recessed, suspended and ceiling mounted installations fixture. Characterized by its very shallow profile height of just 38mm, integrated drivers and unique aesthetics. The individual **microcells contain optics that can either be specified for offices applications** requiring low glare, or **general lighting applications** with broad lateral light distribution for core areas, including meeting rooms and break-out spaces.

DIMPLES is offered in a wide range of outputs and sizes, for direct only or bi-directional light distribution, making it an extremely versatile lighting collection and a huge step beyond the conventional edge lit lighting panels.





See also:

DIMPLES recessed p. 204









Design
Serge & Robert Cornelissen

FEATURES

-  Direct Emission
-  Direct/Indirect Emission
-  UGR <16; <22
-  IP 40




LED

-  3000K/4000K
-  >97 lm/W
-  CRI >90
-  Eye safety: RG0/RG1
-  Mac Adams 3
-  L80/B10 >50.000h

CERTIFICATIONS

-  CE
- A++ - A+**
-  5 years warranty

ON REQUEST

-  DALI - RDD code (verify the version)
-  BT Easy connect - BEM/BES code
-  Emergency kit 1/3 hour EM/EM 3h code

Specifications Built-in driver.

Optic

- Satin ABS reflectors with primary PC frosted diffuser, UGR<16
- PG version with additional frosted PC coplanar screen, UGR<22
- Double emission: direct / indirect

Body Frosted ABS body-diffuser with anodized aluminum base.

Colour ○ White RAL 9003 - Code: B



SUSPENDED - CEILING

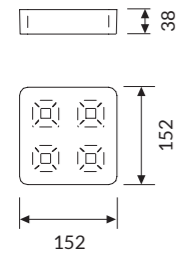
DIMPLES

SUSPENDED
/CEILING

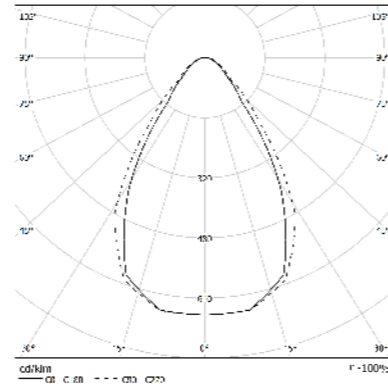
DIMPLES MINI

OPTIC

Satin ABS reflectors with primary PC frosted diffuser, UGR<16.



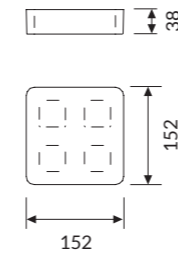
IP 40 A++



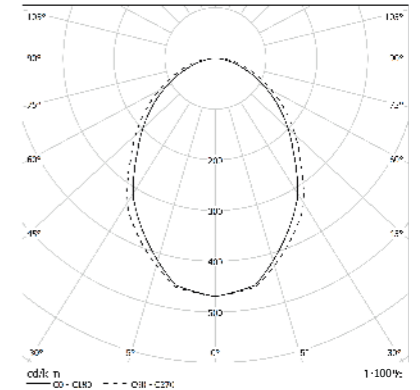
DIMPLES MINI PG

OPTIC

Satin ABS reflectors with primary PC frosted diffuser with additional frosted PC coplanar screen, UGR<22.



IP 40 A++



COLOUR TEMPERATURE 4000K

COD	💡	lm	mm
48DR10L490	10W	837	152x152
48DR13L490	13W	1330	152x152

3000K

COD	💡	lm	mm
48DR10L390	10W	795	152x152
48DR13L390	13W	1264	152x152

COLOUR TEMPERATURE 4000K

COD	💡	lm	mm
48PG10L490	10W	798	152x152
48PG13L490	13W	1149	152x152

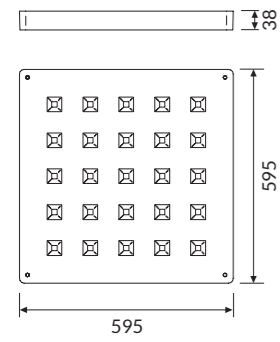
3000K

COD	💡	lm	mm
48PG10L390	10W	758	152x152
48PG13L390	13W	1092	152x152

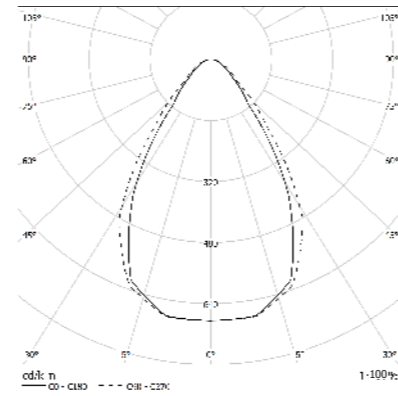
DIMPLES

OPTIC

Satin ABS reflectors with primary PC frosted diffuser, UGR<16.



IP 40 A'



COLOUR TEMPERATURE 4000K 3000K

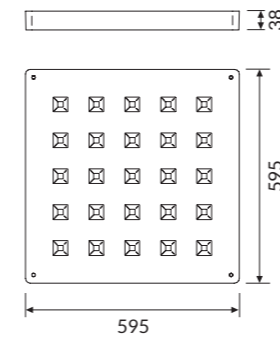
COD	💡	lm	mm
48DR44L490	44W	4304	595x595

COD	💡	lm	mm
48DR44L390	44W	4002	595x595

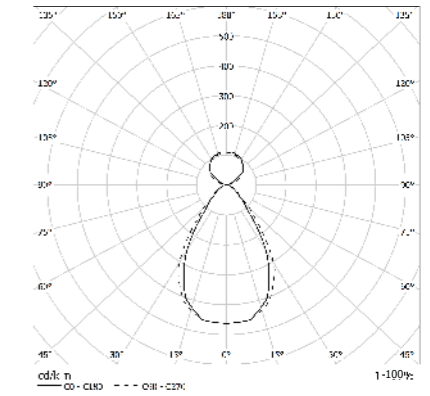
DIMPLES DOUBLE EMISSION

OPTIC

Satin ABS reflectors with primary PC frosted diffuser, UGR<16, and upper diffuser for dual emission: direct / indirect.



IP 40 A'



DIRECT // INDIRECT EMISSION

mm	Power Direct Mod.	Power Indirect Mod.
595x595	44W	16W

COLOUR TEMPERATURE 4000K 3000K

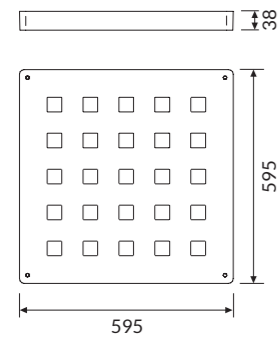
COD	💡	lm	mm
48DI60L490	60W	5879	595x595

COD	💡	lm	mm
48DI60L390	60W	5498	595x595

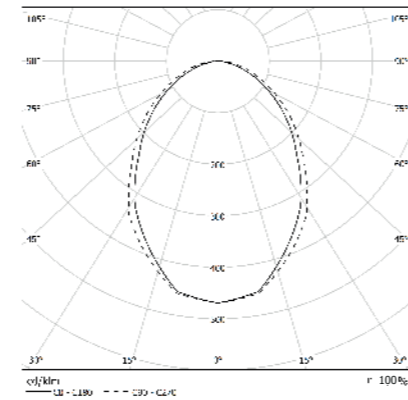
DIMPLES PG

OPTIC

Satin ABS reflectors with primary PC frosted diffuser with additional frosted PC coplanar screen, UGR<22.



IP 40 A'



COLOUR TEMPERATURE 4000K

COD	💡	lm	mm
48PG44L490	44W	4048	595x595

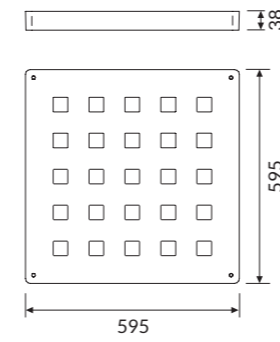
COLOUR TEMPERATURE 3000K

COD	💡	lm	mm
48PG44L390	44W	3765	595x595

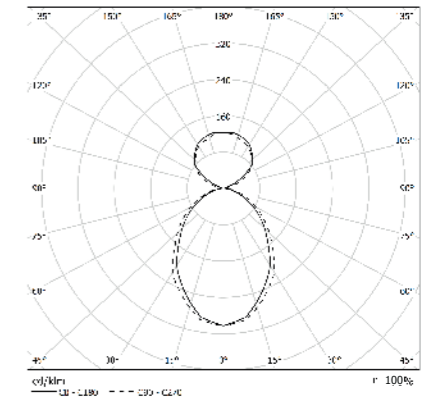
DIMPLES PG DOUBLE EMISSION

OPTIC

Satin ABS reflectors with primary PC frosted diffuser with additional frosted PC coplanar screen, UGR<22 and upper diffuser for dual emission: direct / indirect.



IP 40 A'



DIRECT // INDIRECT EMISSION

mm	Power Direct Mod.	Power Indirect Mod.
595x595	44W	16W

COLOUR TEMPERATURE 4000K

COD	💡	lm	mm
48DI60PGL490	60W	5626	595x595

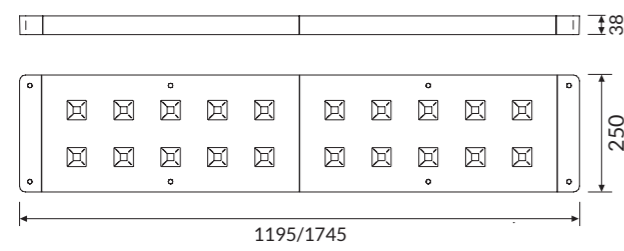
COLOUR TEMPERATURE 3000K

COD	💡	lm	mm
48DI60PGL390	60W	5261	595x595

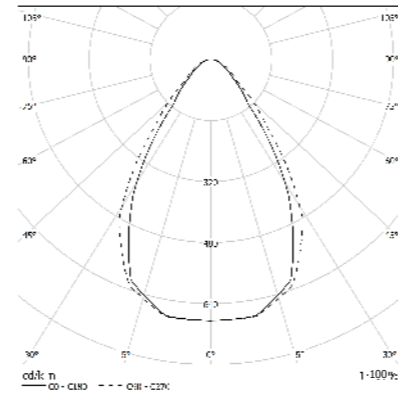
DIMPLES LONG

OPTIC

Satin ABS reflectors with primary PC frosted diffuser, UGR<16.



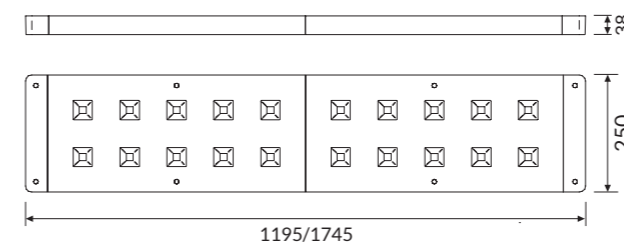
IP 40 A'



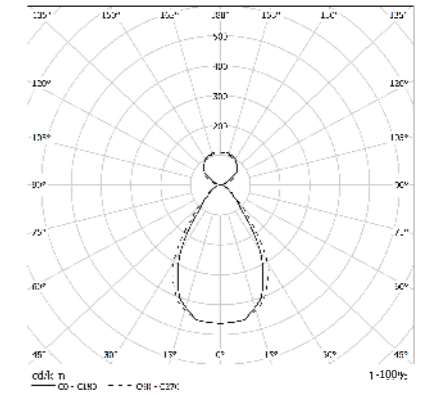
DIMPLES LONG DOUBLE EMISSION

OPTIC

Satin ABS reflectors with primary PC frosted diffuser, UGR<16, and upper diffuser for dual emission: direct / indirect.



IP 40 A'



DIRECT // INDIRECT EMISSION

mm	Power Direct Mod.	Power Indirect Mod.
250x1195	35W	17W
250x1745	52W	18W

COLOUR TEMPERATURE

4000K

3000K

COD	💡	lm	mm
48DR35L490L	35W	3395	250x1195
48DR52L490L	52W	5044	250x1745

COD	💡	lm	mm
48DR35L390L	35W	3157	250x1195
48DR52L390L	52W	4691	250x1745

COLOUR TEMPERATURE

4000K

3000K

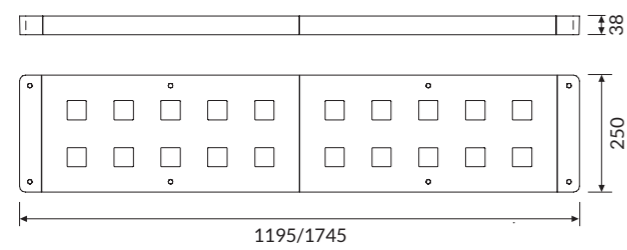
COD	💡	lm	mm
48DI52L490L	52W	4970	250x1195
48DI70L490L	70W	6619	250x1745

COD	💡	lm	mm
48DI52L390L	52W	4653	250x1195
48DI70L390L	70W	6187	250x1745

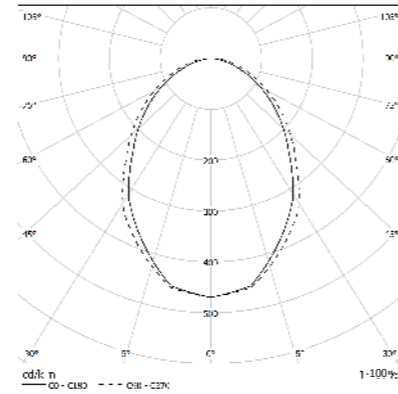
DIMPLES LONG PG

OPTIC

Satin ABS reflectors with primary PC frosted diffuser with additional frosted PC coplanar screen, UGR<22.



IP 40 A'



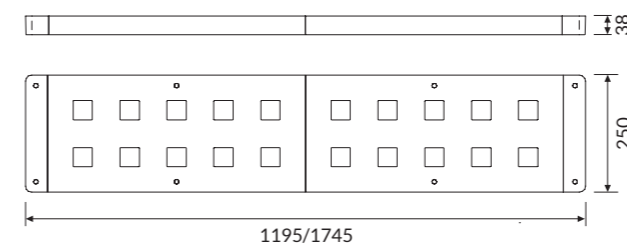
COLOUR TEMPERATURE 4000K

COD	💡	lm	mm
48PG35L490L	35W	3220	250x1195
48PG52L490L	52W	4784	250x1745

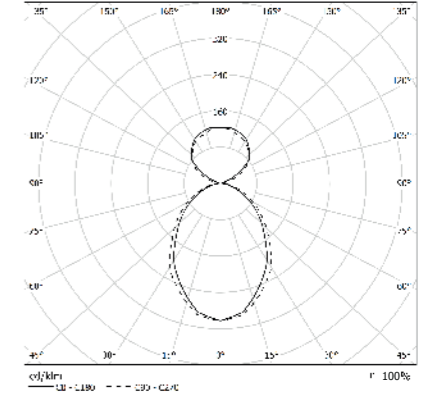
DIMPLES LONG PG DOUBLE EMISSION

OPTIC

Satin ABS reflectors with primary PC frosted diffuser with additional frosted PC coplanar screen, UGR<22 and upper diffuser for dual emission: direct / indirect.



IP 40 A'



DIRECT // INDIRECT EMISSION

mm	Power Direct Mod.	Power Indirect Mod.
250x1195	35W	17W
250x1745	52W	18W

COLOUR TEMPERATURE 4000K

COD	💡	lm	mm
48DI52PGL490L	52W	4795	250x1195
48DI70PGL490L	70W	6359	250x1745

COLOUR TEMPERATURE 3000K

COD	💡	lm	mm
48DI52PGL390L	52W	4491	250x1195
48DI70PGL390L	70W	5945	250x1745



48AA13
Single wire 1500mm long adjustable suspension kit.



48AA1330
Single wire 3000mm long adjustable suspension kit.



00AA16
3 poles-ceiling rose power. Cable length 2000mm.




00AA165P
5 poles-ceiling rose power. Cable length 2000mm.

OPTICS




PC version with body-diffuser in satin ABS and CUT-OFF effect diffuser for glare control.



PG version with additional frosted PC coplanar screen.

CONNECTION



The installation of devices is immediate thanks to the practical connector located in the back.

LITE

ID CODE: 47




Commercial fixture with **highly efficient design and slim, compact profile** for ceiling, suspended and installation applications. Features an integrated power supply. Closed optical system, sealed to IP40, protects against dust and accidental damage during installation.

High efficiency LED modules with integrated diffusing optic, guaranteeing **extraordinary light homogeneity** without compromising efficiency.









Design
esse-ci

FEATURES

-  Direct Emission
-  UGR <19; <22
-  IP 40






LED

-  3000K/4000K
-  >107 lm/W
-  CRI >90
-  Eye safety: RG0/RG1
-  Mac Adams 3
-  L80/B10 >50.000h

CERTIFICATIONS

-  CE
-  A+
-  5 years warranty

ON REQUEST

-  DALI - RDD code (verify the version)
-  BT Easy connect - BEM/BES code
-  Emergency kit 1/3 hour EM/EM 3h code
-  5000K
-  False ceiling structure 625x625mm

Specifications · Built-in driver

Optic · DPL technology for controlled UGR<19
· PG diffuser for diffused emission with UGR<22

Body Extruded aluminum body with epoxy powder coating.

Colour ○ Matt white RAL 9003 - Code: B

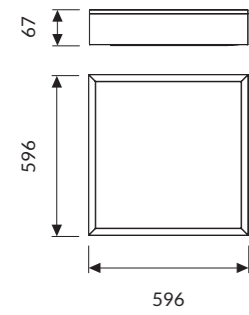


LITE DPL CEILING

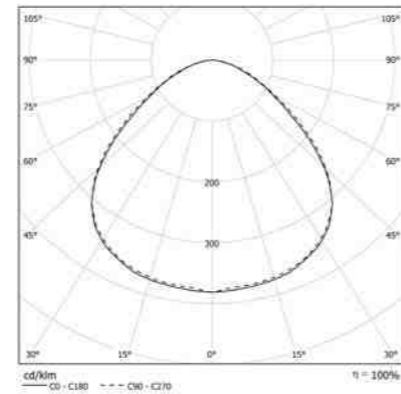
OPTIC

Diffuser in DPL (Diamond Prism LED) technology with UGR<19 for projects with display screen equipment.

For ceiling installation on false ceiling with visible structure.



IP 40 A+

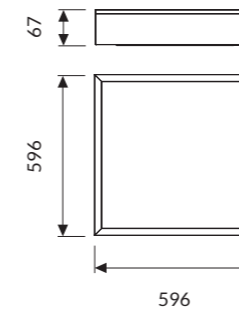


LITE PG CEILING

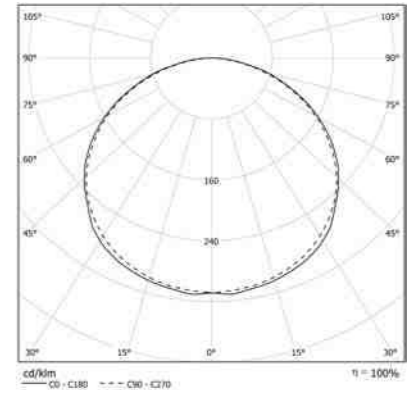
OPTIC

Methacrylate plate painted outside opacified + antistatic treatment for "soft" diffusing light emission with UGR<22.

For ceiling installation on false ceiling with visible structure.



IP 40 A+



COLOUR TEMPERATURE

4000K

3000K

COD	💡	lm	mm
47DPL38L490	38W	3738	596x596
47DPL56L490HF	56W	5119	596x596

COD	💡	lm	mm
47DPL38L390	38W	3551	596x596
47DPL56L390HF	56W	4863	596x596

COLOUR TEMPERATURE

4000K

3000K

COD	💡	lm	mm
47PG38L490	38W	4107	596x596
47PG56L490HF	56W	5624	596x596

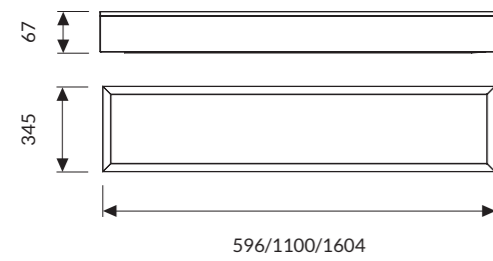
COD	💡	lm	mm
47PG38L390	38W	3902	596x596
47PG56L390HF	56W	5343	596x596

LITE DPL LONG CEILING

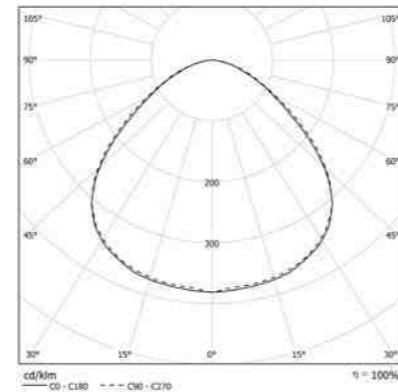
OPTIC

Diffuser in DPL (Diamond Prism LED) technology with UGR<19 for projects with display screen equipment.

For ceiling installation.



IP 40 A+



COLOUR TEMPERATURE

4000K

3000K

COD	💡	lm	mm
47DPL19L490M3	19W	1866	345x596
47DPL28L490HFM3	28W	2559	345x596
47DPL38L490M3	38W	3738	345x1100
47DPL56L490HFM3	56W	5119	345x1100
47DPL57L490M3	57W	5596	345x1604
47DPL84L490HFM3	84W	7678	345x1604

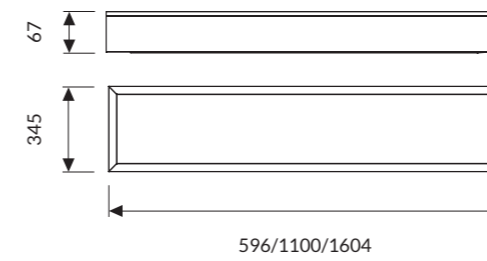
COD	💡	lm	mm
47DPL19L390M3	19W	1773	345x596
47DPL28L390HFM3	28W	2431	345x596
47DPL38L390M3	38W	3551	345x1100
47DPL56L390HFM3	56W	4863	345x1100
47DPL57L390M3	57W	5316	345x1604
47DPL84L390HFM3	84W	7294	345x1604

LITE PG LONG CEILING

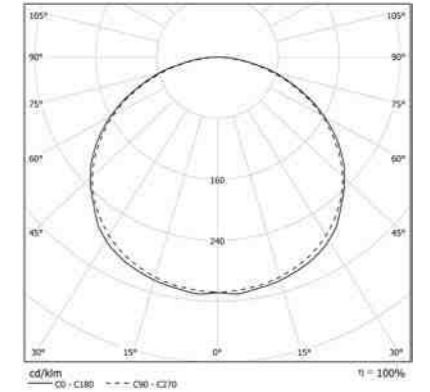
OPTIC

Methacrylate plate painted outside opacified + antistatic treatment for "soft" diffusing light emission with UGR<22.

For ceiling installation.



IP 40 A+



COLOUR TEMPERATURE

4000K

3000K

COD	💡	lm	mm
47PG19L490M3	19W	2050	345x596
47PG28L490HFM3	28W	2812	345x596
47PG38L490M3	38W	4107	345x1100
47PG56L490HFM3	56W	5624	345x1100
47PG57L490M3	57W	6149	345x1604
47PG84L490HFM3	84W	8437	345x1604

COD	💡	lm	mm
47PG19L390M3	19W	1948	345x596
47PG28L390HFM3	28W	2671	345x596
47PG38L390M3	38W	3902	345x1100
47PG56L390HFM3	56W	5343	345x1100
47PG57L390M3	57W	5842	345x1604
47PG84L390HFM3	84W	8015	345x1604

Accessories



47AA13: 1500mm
47AA1330: 3000mm

Single wire 1500mm / 3000mm long adjustable suspension kit.



00AA16: 3 poles
00AA165P: 5 poles


Ceiling rose power, cable length 2000mm.

RGL LED

ID CODE: 04




RGL is the ideal solution for the lighting of coffers or niches, or for back-lighting acrylic sheets. The fixture is made from white epoxy-powder coated sheet steel body and can be installed on any surface.

The use of accessories allows further flexibility for the realization of modular luminous lines. The wiring is facilitated by a quick clamp inside the body.









Design
esse-ci

FEATURES

-  Direct Emission
-  UGR <22
-  IP 40


LED

-  3000K/4000K
-  >95 lm/W
-  CRI >90
-  Eye safety: RG0/RG1
-  Mac Adams 3
-  L80/B10 >50.000h

CERTIFICATIONS

-  CE
-  A+
-  5 years warranty


ON REQUEST

-  DALI - RDD code (verify the version)
-  Emergency kit 1/3 hour EM/EM.3h code
-  2700K - 5000K

Specifications Built-in driver.

Optic PMMA diffuser for homogenous emission UGR<22.

Body White epoxy-powder coated steel-sheet body.

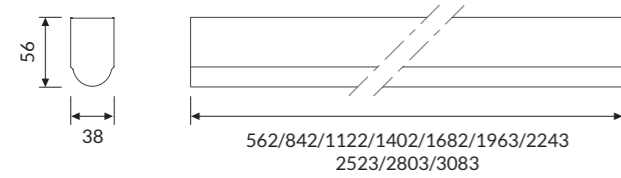



RGL LED PG LOW POWER

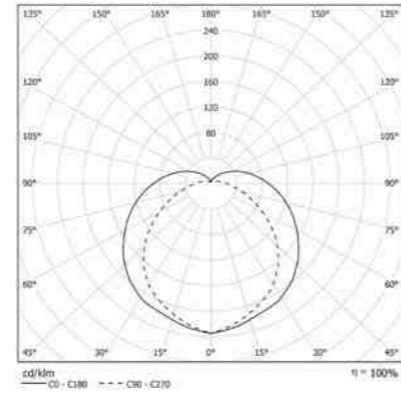
OPTIC

PMMA diffuser for homogenous emission.

End caps and ceiling mounting kit included.



IP 40 A+



COLOUR TEMPERATURE

4000K

3000K

COD	💡	lm	mm
04PG12L490	12W	1138	562
04PG18L490	18W	1707	842
04PG24L490	24W	2277	1122
04PG30L490	30W	2846	1402
04PG36L490	36W	3415	1682
04PG42L490	42W	3984	1963
04PG48L490	48W	4553	2243
04PG54L490	54W	5122	2523
04PG60L490	60W	5692	2803
04PG66L490	66W	6261	3083



COD	💡	lm	mm
04PG12L390	12W	1083	562
04PG18L390	18W	1624	842
04PG24L390	24W	2165	1122
04PG30L390	30W	2706	1402
04PG36L390	36W	3248	1682
04PG42L390	42W	3789	1963
04PG48L390	48W	4330	2243
04PG54L390	54W	4871	2523
04PG60L390	60W	5413	2803
04PG66L390	66W	5954	3083

RGL LED PG HIGH POWER

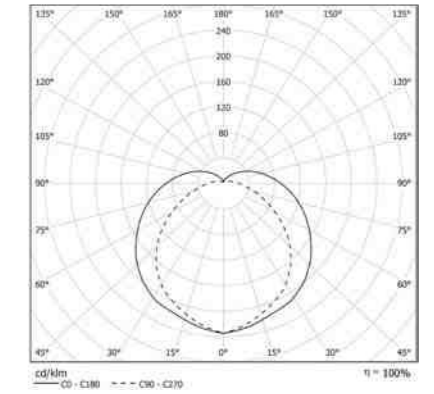
OPTIC

PMMA diffuser for homogenous emission.

End caps and ceiling mounting kit included.



IP 40 A+



COLOUR TEMPERATURE

4000K

3000K

COD	💡	lm	mm
04PG24L490HP	24W	2277	562
04PG36L490HP	36W	3415	842
04PG48L490HP	48W	4553	1122
04PG60L490HP	60W	5692	1402
04PG72L490HP	72W	6830	1682
04PG84L490HP	84W	7968	1963
04PG96L490HP	96W	9106	2243
04PG108L490HP	108W	10245	2523
04PG120L490HP	120W	11383	2803
04PG132L490HP	132W	12522	3083

COD	💡	lm	mm
04PG24L390HP	24W	2165	562
04PG36L390HP	36W	3248	842
04PG48L390HP	48W	4330	1122
04PG60L390HP	60W	5413	1402
04PG72L390HP	72W	6495	1682
04PG84L390HP	84W	7578	1963
04PG96L390HP	96W	8660	2243
04PG108L390HP	108W	9743	2523
04PG120L390HP	120W	10825	2803
04PG132L390HP	132W	11908	3083

RECESSED

RECESSED

ABSENT ESSENTIAL	190
ABSENT	194
LITE	198
DIMPLES	204
FLIP	208
BEN	212

ABSENT ESSENTIAL




ID CODE: 41

It represents a **high-quality, essential and efficient back light lighting solution** for offices or public spaces. Suitable for recessed, ceiling or suspended installation with several size that make it versatile to every context.









Design
esse-ci

FEATURES

-  Direct Emission
-  UGR <19
-  IP 40




LED

-  3000K/4000K
-  >115 lm/W
-  CRI >90
-  Eye safety: RG0/RG1
-  Mac Adams 3
-  L80/B10 >50.000h

CERTIFICATIONS

-  CE
-  A+
-  5 years warranty

ON REQUEST


-  DALI - RDD code (verify the version)
-  Emergency kit 1/3 hour EM/EM.3h code
-  False ceiling structure 625x625mm

Optic

DPL technology diffuser to control glare UGR <19.

Body

Steel plate body with epoxy powder coating.



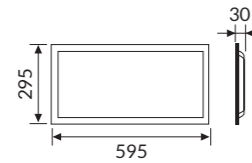
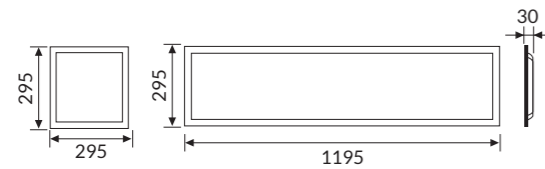
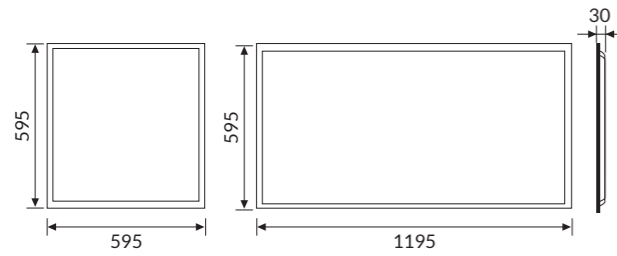

ABSENT ESSENTIAL DPL

OPTIC

Diffuser in Diamond Prism LED (DPL) Technology with UGR<19 for ambient with display screen equipment.



IP 40 A'



COLOUR TEMPERATURE

4000K

3000K

COD	💡	lm	mm
41DPL18L490E	18W	1750	295x295
41DPL36L490E	36W	4140	595x595
41DPL22L490EM3	22W	2150	595x295
41DPL36L490EM3	36W	4140	1195x295
41DPL60L490EM6	60W	7150	1195x595

COD	💡	lm	mm
41DPL18L390E	18W	1610	295x295
41DPL36L390E	36W	3809	595x595
41DPL22L390EM3	22W	1978	595x295
41DPL36L390EM3	36W	3809	1195x295
41DPL60L390EM6	60W	6578	1195x595

Accessories



41AA17E
Kit for installation on plasterboard.



41AA1330E
Single wire 3000mm long adjustable suspension kit.



41AAE600600
41AAE600300
41AAE1200300
41AAE1200600
Kit for ceiling installation.

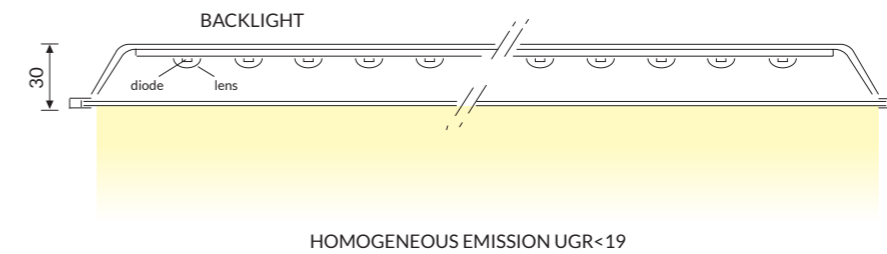


00AA16
3 pole-powered supply box.
Cable length 2000mm.



00AA165P
5 pole-powered supply box.
Cable length 2000mm.

Technical Note



ABSENT

ID CODE: 41

ABSENT is a high performance, back illuminated LED modular luminaire, **designed to seamlessly integrate within the architecture of a building.** Designed primarily for commercial use, the product's superior technical performance far surpasses that of cheap, inferior alternatives. With its innovative optics, users can expect to install fewer ABSENT luminaires in a project, thereby realizing savings for installation cost and longterm energy consumption.

See also:




ABSENT HCL

p. 476









Design
esse-ci

FEATURES

-  Direct Emission
-  UGR <19; <22
-  IP 40






LED

-  3000K/4000K
-  >116 lm/W
-  CRI >90
-  Eye safety: RG0/RG1
-  Mac Adams 3
-  L80/B10 >50.000h

CERTIFICATIONS

-  CE
-  A+
-  5 years warranty

ON REQUEST

-  DALI - RDD code (verify the version)
-  BT Easy connect - BEM/BES code
-  Emergency kit 1/3 hour EM/EM 3h code
-  5000K
-  False ceiling structure 625x625mm

Specifications Efficiency:
>120 lm/W with High Power LED modules
>130 lm/W with Mid Power LED modules

Optic · DPL technology for a controlled UGR<19
· PG diffuser for diffused emission with UGR<22

Body Steel plate body with epoxy powder coating.

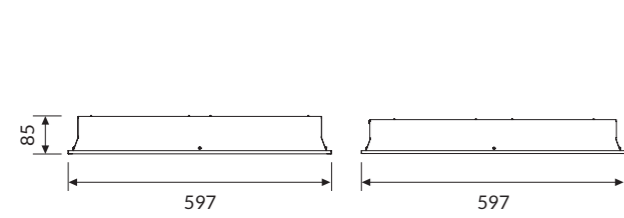

Colours ○ White RAL 9003 - Code: B




ABSENT DPL

OPTIC

Diffuser in Diamond Prism LED (DPL) Technology with UGR<19 for ambient with display screen equipment.



IP 40 A++



COLOUR TEMPERATURE **4000K**

COD	💡	lm
41DPL32L490C	32W	3848
41DPL48L490C	48W	5325

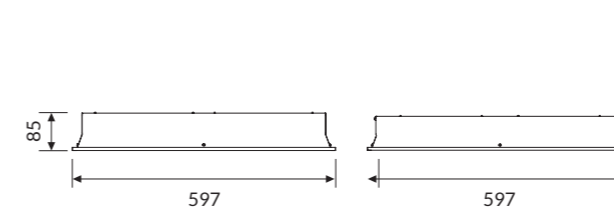
COLOUR TEMPERATURE **3000K**

COD	💡	lm
41DPL32L390C	32W	3724
41DPL48L390C	48W	5140

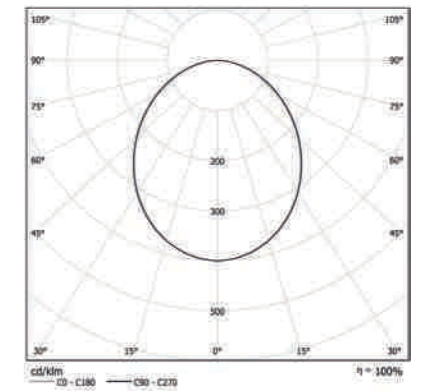
ABSENT PG

OPTIC

Methacrylate plate painted outside opacified + antistatic treatment for "soft" diffusing light emission with UGR<22.



IP 40 A++



COLOUR TEMPERATURE **4000K**

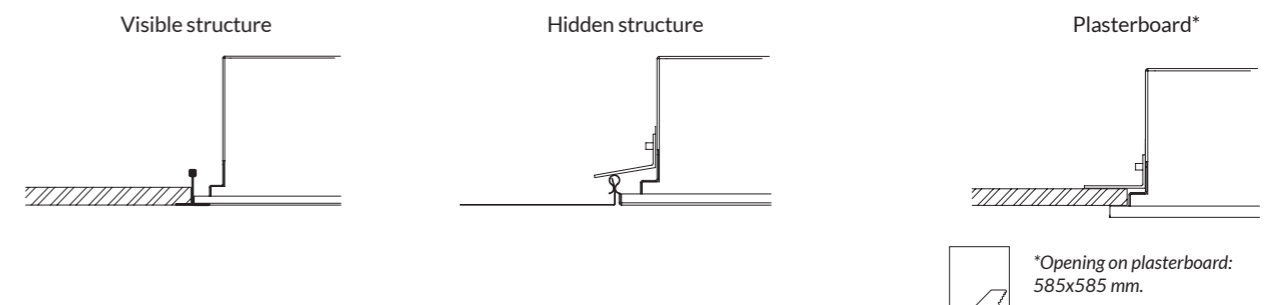
COD	💡	lm
41PG32L490C	32W	4038
41PG48L490C	48W	5588

3000K

COD	💡	lm
41PG32L390C	32W	3908
41PG48L390C	48W	5394

Technical Note

INSTALLATION ON FALSE CEILING WITH VISIBLE STRUCTURE, HIDDEN STRUCTURE OR PLASTERBOARD



*Opening on plasterboard: 585x585 mm.

LITE

ID CODE: 47


Commercial fixture with **highly efficient design and slim, compact profile** also for recessed applications. Features an integrated power supply. **Closed optical system, sealed to IP40, protects against dust and accidental damage** during installation.

High efficiency LED modules with integrated diffusing optic, guaranteeing extraordinary light homogeneity without compromising efficiency.

See also:




LITE suspended/ceiling

p. 178









Design
esse-ci

FEATURES

-  Direct Emission
-  UGR <19; <22
-  IP 40






LED

-  3000K/4000K
-  >107 lm/W
-  CRI >90
-  Eye safety: RG0/RG1
-  Mac Adams 3
-  L80/B10 >50.000h

CERTIFICATIONS

-  CE
-  A+
-  5 years warranty

ON REQUEST

-  DALI - RDD code (verify the version)
-  BT Easy connect - BEM/BES code
-  Emergency kit 1/3 hour EM/EM 3h code
-  5000K
-  False ceiling structure 625x625mm

Specifications Built-in driver.

Optic · DPL technology for controlled UGR<19
· PG diffuser for diffused emission with UGR<22

Body Extruded aluminum body with epoxy powder coating.

Colour ○ Matt white RAL 9003 - Code: B



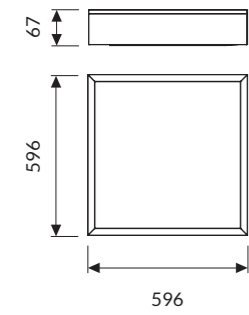

RECESSED

LITE DPL RECESSED

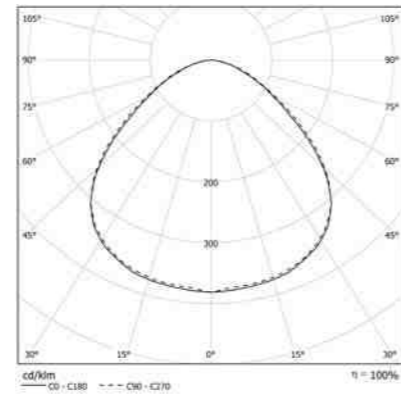
OPTIC

Diffuser in DPL (Diamond Prism LED) technology with UGR<19 for projects with display screen equipment.

For recessed installation on false ceiling with visible structure.



IP 40 A+



COLOUR TEMPERATURE

4000K

3000K

COD	💡	lm	mm
47DPL38L490	38W	3738	596x596
47DPL56L490HF	56W	5119	596x596

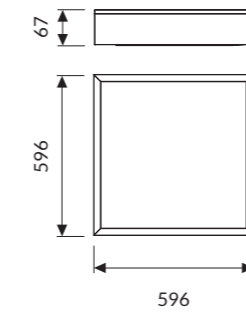
COD	💡	lm	mm
47DPL38L390	38W	3551	596x596
47DPL56L390HF	56W	4863	596x596

LITE PG RECESSED


OPTIC

Methacrylate plate painted outside opacified + antistatic treatment for "soft" diffusing light emission with UGR<22.

For recessed installation on false ceiling with visible structure.



IP 40 A+



COLOUR TEMPERATURE

4000K

3000K

COD	💡	lm	mm
47PG38L490	38W	4107	596x596
47PG56L490HF	56W	5624	596x596


COD	💡	lm	mm
47PG38L390	38W	3902	596x596
47PG56L390HF	56W	5343	596x596

LITE DPL LONG RECESSED

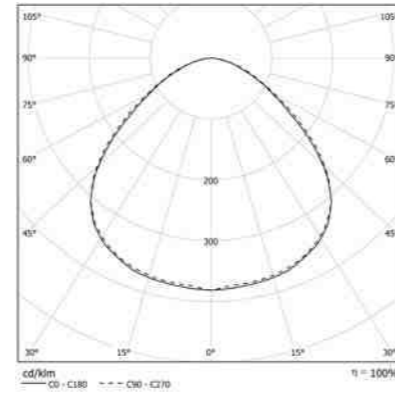
OPTIC

Diffuser in DPL (Diamond Prism LED) technology with UGR<19 for projects with display screen equipment.

For recessed installation on false ceiling with visible structure.



IP 40 A+



COLOUR TEMPERATURE 4000K

COD	💡	lm	mm
47DPL38L490M3V	38W	2989	296x1196
47DPL56L490HFM3V	56W	4095	296x1196

3000K

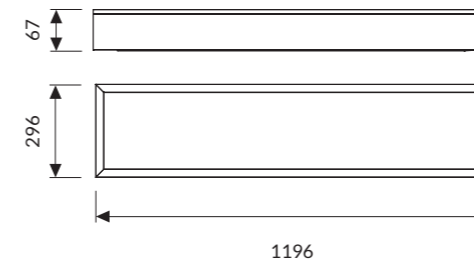
COD	💡	lm	mm
47DPL38L390M3V	38W	2881	296x1196
47DPL56L390HFM3V	56W	3948	296x1196

LITE PG LONG RECESSED

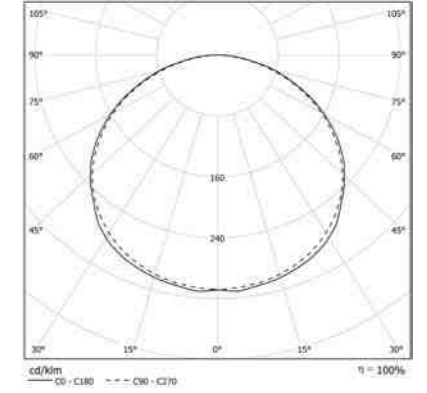
OPTIC

Methacrylate plate painted outside opacified + antistatic treatment for "soft" diffusing light emission with UGR<22.

For recessed installation on false ceiling with visible structure..



IP 40 A+



COLOUR TEMPERATURE 4000K

COD	💡	lm	mm
47PG38L490M3V	38W	3285	296x1196
47PG56L490HFM3V	56W	4499	296x1196

3000K

COD	💡	lm	mm
47PG38L390M3V	38W	3166	296x1196
47PG56L390HFM3V	56W	4338	296x1196

DIMPLES

ID CODE: 48

DIMPLES is a recessed, suspended and ceiling mounted installations fixture. Characterized by its very shallow profile height of just 38mm, integrated drivers and unique aesthetics. The individual **microcells contain optics that can either be specified for offices applications requiring low glare, or general lighting applications with broad lateral light distribution for core areas, including meeting rooms and break-out spaces.**

See also:




DIMPLES suspended/ceiling

p. 164









Design
Serge & Robert Cornelissen

FEATURES

-  Direct Emission
-  UGR <16; <22
-  IP 40




LED

-  3000K/4000K
-  >97 lm/W
-  CRI >90
-  Eye safety: RG0/RG1
-  Mac Adams 3
-  L80/B10 >50.000h

CERTIFICATIONS

-  CE
-  A⁺⁺ - A⁺
-  5 years warranty

ON REQUEST

-  DALI - RDD code (verify the version)
-  BT Easy connect - BEM/BES code
-  Emergency kit 1/3 hour EM/EM 3h code


Specifications Built-in driver.

Optic

- Satin ABS reflectors with primary PC frosted diffuser, UGR<16
- PG version with additional frosted PC coplanar screen, UGR<22

Body Frosted ABS body-diffuser with anodized aluminum base.

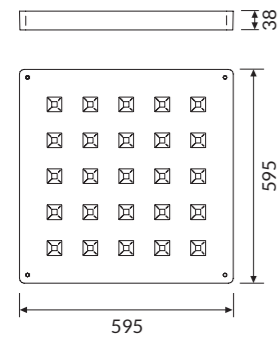
Colour ○ White RAL 9003 - Code: B



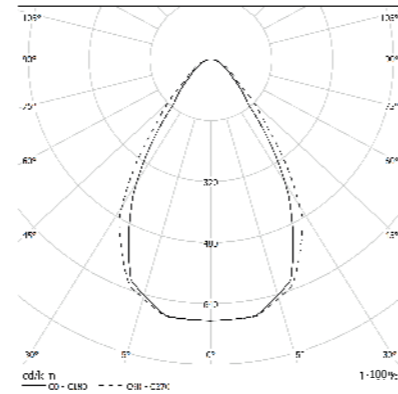
DIMPLES

OPTIC

Satin ABS reflectors with primary PC frosted diffuser, UGR<16.



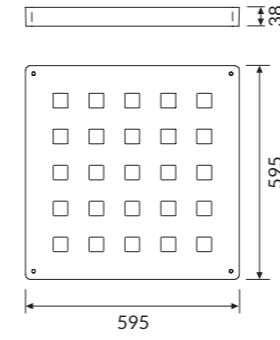
IP 40 A'



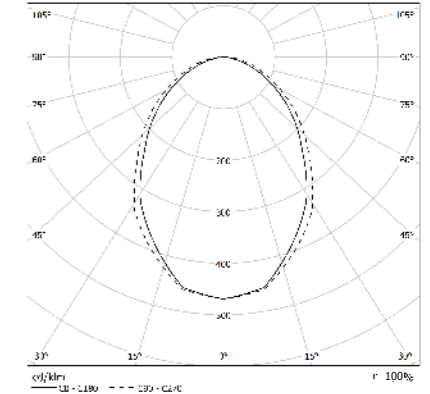
DIMPLES PG

OPTIC

Satin ABS reflectors with primary PC frosted diffuser with additional frosted PC coplanar screen, UGR<22.



IP 40 A'



RECESSED

COLOUR TEMPERATURE 4000K

COD	Icon	lm	mm
48DR44L490	44W	4304	595x595

COLOUR TEMPERATURE 3000K

COD	Icon	lm	mm
48DR44L390	44W	4002	595x595

COLOUR TEMPERATURE 4000K

COD	Icon	lm	mm
48PG44L490	44W	4048	595x595

COLOUR TEMPERATURE 3000K

COD	Icon	lm	mm
48PG44L390	44W	3765	595x595

FLIP




ID CODE: 42

FLIP is the **revolutionary** new way to light spaces that have 24mm **exposed grid suspended ceilings**. The ultra-slim linear fixture can be pattern formed to create contemporary arrays of light, allowing designers much greater freedom rather than designing with standard panel fixtures. The controlled **direct emission** creates a **low glare (UGR<16)** lit environment, making FLIP ideal for both office lighting and for general spaces. **Broad lateral emission** means the product takes advantage of the false ceiling as a reflective surface to improve contrast ratio and therefore **maximizing visual comfort**. FLIP - free your creativity.









Design
esse-ci




FEATURES

-  Direct Emission
-  UGR < 16
-  IP 40


LED

-  3000K/4000K
-  >125 lm/W
-  CRI > 90
-  Eye safety: RG0/RG1
-  Mac Adams 3
-  L80/B10 >50.000h

CERTIFICATIONS


-  CE
-  A+
-  5 years warranty

ON REQUEST

-  DALI - RDD code (verify the version)
-  Emergency kit 1/3 hour EM/EM.3h code

Optic

Polycarbonate lens with ILC (Indirect Light Control) technology to optimize the indirect lighting element.



RECESSED

FLIP

RECESSED

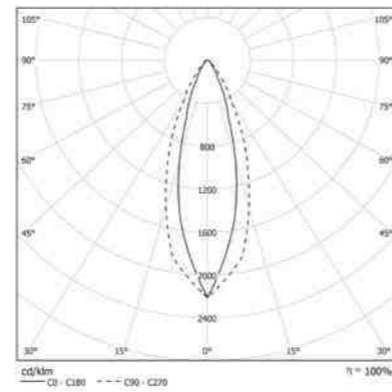
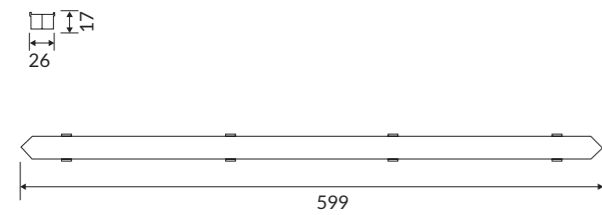
FLIP

OPTIC

Polycarbonate lens with ILC (Indirect Light Control) technology to optimize the indirect lighting element.



IP 40 A+



COLOUR TEMPERATURE 4000K			
COD	Icon	lm	mm
42PC9L490	9W	1150	599

COLOUR TEMPERATURE 3000K			
COD	Icon	lm	mm
42PC9L390	9W	1069	599

Accessories

CONNECTOR



42AA11EL
Straight electrified connector.



42AA05EL
2 ways 90° electrified connector.



42AA06EL
3 ways electrified connector.



42AA07EL
4 ways electrified connector.

DRIVER



42LC1X
Driver 24V 35W for 1 fixture.



42LC1XRDD
Driver 24V 35W for 1 fixture, DALI version.



42LC4X
Driver 24V 60W up to 4 fixtures.



42LC4XRDD
Driver 24V 60W up to 4 fixtures, DALI version.



42LC10X
Driver 24V 100W up to 10 fixtures.



42LC10XRDD
Driver 24V 100W up to 10 fixtures, DALI version.



42AA14
Kit for installation on plasterboard or semi-recessed panels.

Technical Note

RAPID INSTALLATION



Thanks to the electrified connector and side clips, installation to the ceiling structure is immediate.

BEN

ID CODE: 1.0




Universal fixture produced from **spun aluminium**, for wall, ceiling, suspended or recessed applications. For applications where low glare is desirable, DPL optics are offered which have a glare rating of UGR <19. A satin opal diffuser is also offered for soft broad-beam distribution UGR <22.

The **LED boards are mounted on circular aluminium frames** for optimum thermal management and quick fit connectors facilitate rapid installation. Dimming and emergency versions complete the range.







See also:

BEN suspended/ceiling	p. 128
BEN wall	p. 384
BEN IP54	p. 520
BEN HCL	p. 478

FEATURES

-  Direct Emission
-  UGR <19; <22
-  IP 40





LED


-  3000K/4000K
-  >124 lm/W
-  CRI >90
-  Eye safety: RG 0/1
-  Mac Adams 3
-  L80/B10 >50.000h

CERTIFICATIONS

-  CE
-  A+
-  5 years warranty
-  ETL

ON REQUEST

-  DALI - RDD code (verify the version)
-  BT Easy connect - BEM/BES code
-  Emergency kit 1/3 hour EM/EM 3h code
-  2700K



Design
Serge & Robert Cornelissen



Specifications Built-in driver.

Optic

- PG with frosted Acryl-Satiné and impact resistant diffuser UGR<22
- DPL impact resistant with homogeneous and controlled emission UGR<19 (accessory)

Body Spun aluminum with epoxy powder coating.

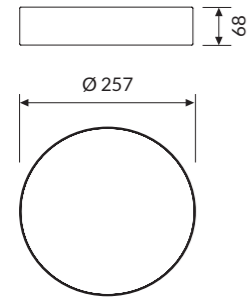
Colour ○ Matt white RAL 9003 - Code: B

BEN SMALL IP40 PG

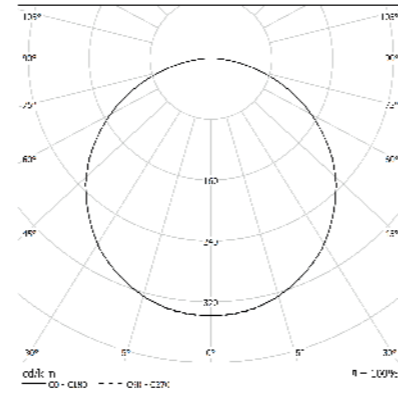
OPTIC

PG diffuser with frosted Acryl-Satiné and impact resistant diffuser UGR<22.

Recessed accessory not included.



IP 40 A'

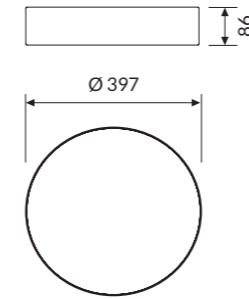


BEN MEDIUM IP40 PG

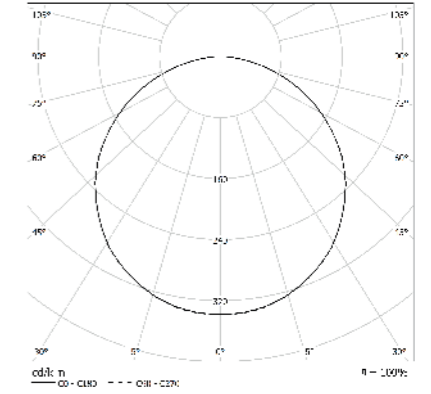
OPTIC

PG diffuser with frosted Acryl-Satiné and impact resistant diffuser UGR<22.

Recessed accessory not included.



IP 40 A'



COLOUR TEMPERATURE

4000K

3000K

COD	💡	lm	Ø (mm)
10PG6L490	6W	749	257
10PG12L490	12W	1497	257
10PG18L490	18W	2246	257

COD	💡	lm	Ø (mm)
10PG6L390	6W	712	257
10PG12L390	12W	1422	257
10PG18L390	18W	2138	257

COLOUR TEMPERATURE

4000K

3000K

COD	💡	lm	Ø (mm)
10PG16L490	16W	1994	397
10PG25L490	25W	3113	397

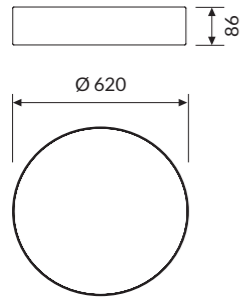
COD	💡	lm	Ø (mm)
10PG16L390	16W	1894	397
10PG25L390	25W	2957	397

BEN LARGE IP40 PG

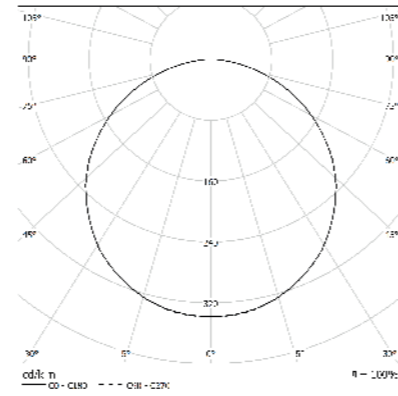
OPTIC

PG diffuser with frosted Acryl-Satiné and impact resistant diffuser UGR<22.

Recessed accessory not included.



IP 40 A'



COLOUR TEMPERATURE 4000K

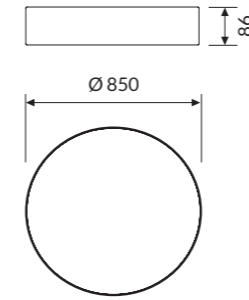
COD	💡	lm	Ø (mm)
10PG60L490	60W	7476	620
10PG112L490	112W	13955	620

BEN XL IP40 PG

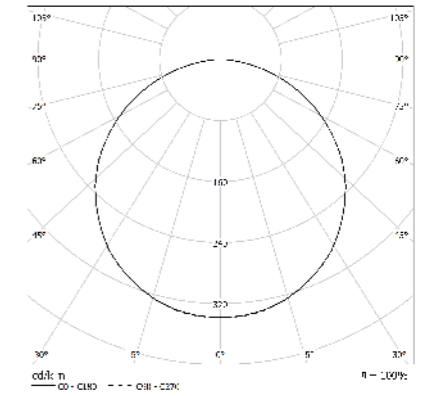
OPTIC

PG diffuser with frosted Acryl-Satiné and impact resistant diffuser UGR<22.

Recessed accessory not included.



IP 40 A'



COLOUR TEMPERATURE 4000K

COD	💡	lm	Ø (mm)
10PG70L490	70W	8722	850
10PG150L490	150W	18690	850

COLOUR TEMPERATURE 3000K


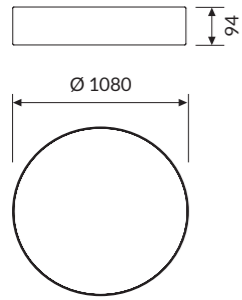
COD	💡	lm	Ø (mm)
10PG70L390	70W	8286	850
10PG150L390	150W	17756	850

BEN MAXI IP40 PG

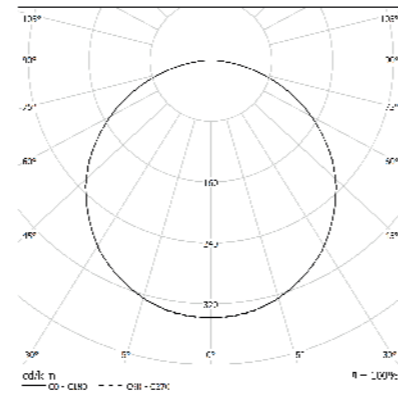
OPTIC

PG diffuser with frosted Acryl-Satiné and impact resistant diffuser UGR<22.

Recessed accessory not included.



IP 40 A+



COLOUR TEMPERATURE

4000K

3000K

COD	💡	lm	Ø (mm)
10PG180L490	180W	22428	1080
10PG240L490	240W	29904	1080

COD	💡	lm	Ø (mm)
10PG180L390	180W	21307	1080
10PG240L390	240W	28409	1080

Accessories



10AADPLS: for BEN SMALL
10AADPLM: for BEN MEDIUM
10AADPLL: for BEN LARGE
10AADPLXL: for BEN XL
10AADPLMX: for BEN MAXI

DPL diffuser for IP40 versions.



10AA19SFL: for BEN SMALL
10AA19MFL: for BEN MEDIUM
10AA19LFL: for BEN LARGE
10AA19XLFL: for BEN XL
10AA19MXFL: for BEN MAXI

Kit for recessed frameless installation on plasterboard and concrete.



10AA19S: for BEN SMALL
10AA19M: for BEN MEDIUM
10AA19L: for BEN LARGE
10AA19XL: for BEN XL
10AA19MX: for BEN MAXI

Kit for recessed installation.

DOWNLIGHT

HALL LED DEEP	222
CUBE MINI	226
BOX LED	230
HALL LED FL	236
HALL LED PRO	242
HALL LED PROFLEX	248
HALL LED ESSENTIAL	254
KLIP	258
OTELLO LED	262
HALL LED CEILING EVO	268
HALL LED ESSENTIAL CEILING	276

HALL LED DEEP




ID CODE: 38

Miniature downlight for discrete accent lighting, designed to express the best of the latest LED technology. Modern and compact, HALL DEEP is the ideal fixture for restaurants, meeting rooms and commercial spaces where the light needs to be of high quality yet discrete in appearance.









Design
esse-ci

FEATURES

-  Direct Emission
-  UGR < 19
-  IP 44





LED

-  3000K/4000K
-  >60 lm/W; >103 lm/W
-  CRI > 90
-  Eye safety: RG0/RG1
-  Mac Adams 3
-  L80/B10 > 50.000h

CERTIFICATIONS

-  CE
-  A+
-  5 years warranty

ON REQUEST

-  DALI - RDD code (verify the version)
-  Bluetooth - BT code (verify the version)
-  Emergency kit 1/3 hour EM/EM 3h code
-  2700K - 5000K

Specifications Driver included.


Optic

- MINI: polycarbonate lens
- SMALL: internal aluminium reflectors from 25° - 40° beam angles

Body Aluminium body with epoxy powder coating.

Colour

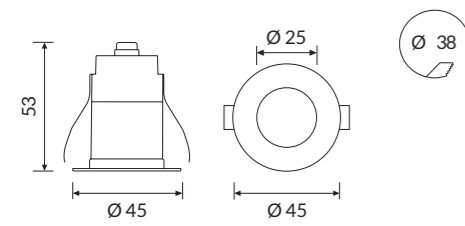
- White RAL 9003 matt - Code: B
- Black RAL 9005 matt - Code: C8



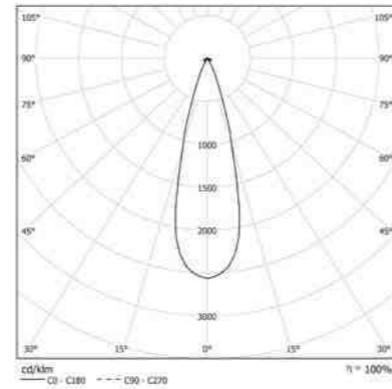
HALL LED DEEP MINI

OPTIC

Polycarbonate lens:
8°- 12°- 36° beam angles.
CUT OFF > 60°.



IP 44 A+



COLOUR TEMPERATURE

4000K

COD	💡	lm
38VM3L4908	3W 8°	178
38VM3L49012	3W 12°	178
38VM3L49036	3W 36°	178

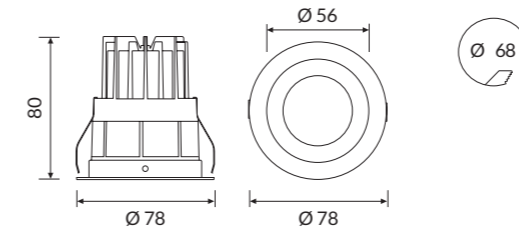
3000K

COD	💡	lm
38VM3L3908	3W 8°	165
38VM3L39012	3W 12°	165
38VM3L39036	3W 36°	165

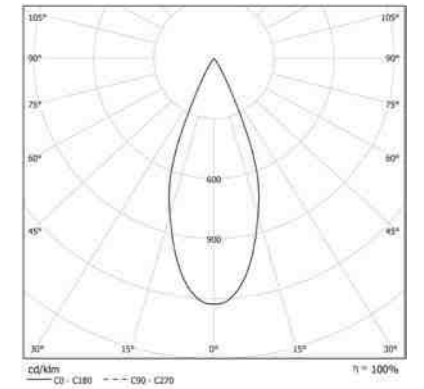
HALL LED DEEP SMALL

OPTIC

Internal aluminium reflectors:
25°- 40° beam angles and microprismatic glass.
CUT OFF > 40°.



IP 44 A+



COLOUR TEMPERATURE

4000K

COD	💡	lm
38VM13L49025	13W 25°	1339
38VM13L49040	13W 40°	1339


3000K

COD	💡	lm
38VM13L39025	13W 25°	1205
38VM13L39040	13W 40°	1205

CUBE MINI




ID CODE: 49

A contemporary range of square downlights with **compact dimensions**, for both **recessed and surface installation**. CUBE MINI is offered in both singular form, or with an innovative jointing system that allows the designer freedom to connect fixtures together to create patterns of light to suit the architectural requirements of any project. The deep-set LED creates **excellent glare control** for **optimum visual comfort**.









Design
esse-ci

FEATURES

-  Direct Emission
-  UGR <19; <22
-  IP 40




LED

-  3000K/4000K
-  >90 lm/W
-  CRI >90
-  Eye safety: RG0/RG1
-  Mac Adams 3
-  L80/B10 >50.000h

CERTIFICATIONS

-  CE
-  A+
-  5 years warranty

ON REQUEST

-  DALI - RDD code (verify the version)
-  Bluetooth - BT code (verify the version)
-  Emergency kit 1/3 hour EM/EM 3h code

Specifications Built-in driver.

Optic

- Primary PC frosted diffuser, UGR<19
- PG version with additional frosted PC coplanar screen, UGR<22

Body Body-diffuser made in die-cast aluminium with epoxy powder coating.

Colour


- White RAL 9003 matt - Code: B
- Black RAL 9005 matt - Code: C8



DOWNLIGHT

CUBE MINI

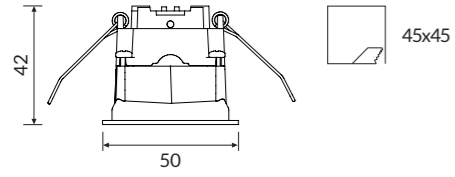
DOWNLIGHT



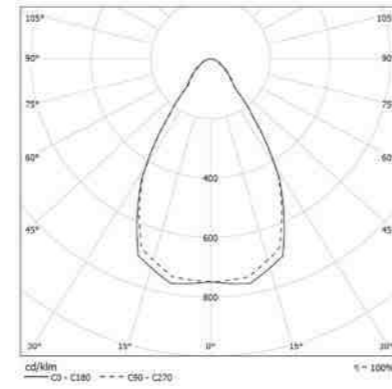
CUBE MINI RECESSED

OPTIC

Primary PC frosted diffuser, UGR<19.



IP 40 A+



COLOUR TEMPERATURE

4000K

COD	💡	lm
49DR5L490	5W	459
49DR8L490	8W	729

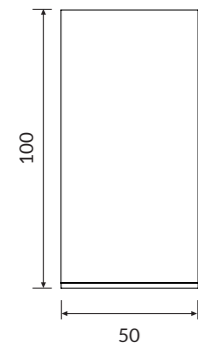
3000K

COD	💡	lm
49DR5L390	5W	418
49DR8L390	8W	663

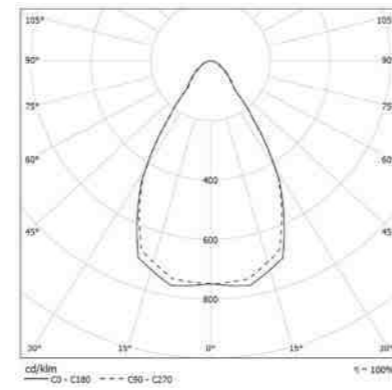
CUBE MINI CEILING

OPTIC

Primary PC frosted diffuser, UGR<19.



IP 40 A+



COLOUR TEMPERATURE

4000K

COD	💡	lm
49DR5L490C	5W	459
49DR8L490C	8W	729

3000K

COD	💡	lm
49DR5L390C	5W	418
49DR8L390C	8W	663

Accessories



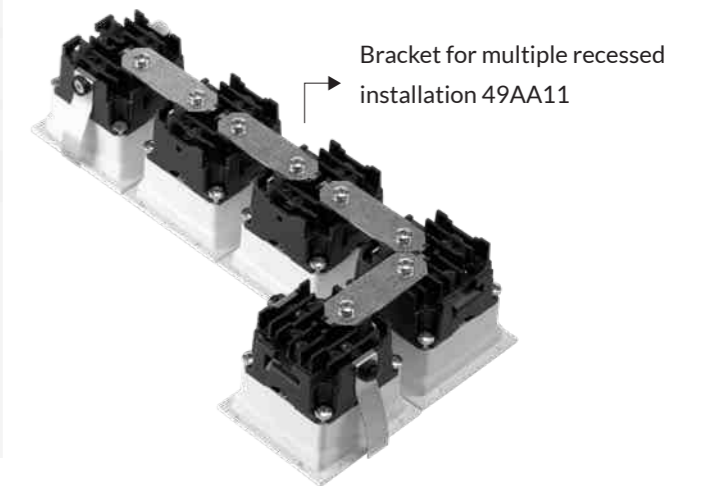
49AAPG
Additional frosted PC coplanar screen,
UGR<22.



49AA11
Bracket for multiple recessed
installation.

Technical Note

MULTIPLE INSTALLATION



Bracket for multiple recessed
installation 49AA11

BOX LED

ID CODE: 44




Ceiling recessed square downlight available in three sizes for internal architectural applications. Produced from pressure die-cast aluminum and offered with a broad range of outputs and colour temperatures.

Designed with speed of installation in mind, BOX LED can be installed into circular apertures meaning misalignment is almost impossible.









Design
esse-ci

FEATURES

-  Direct Emission
-  UGR < 19
-  IP 54 (from the front)





LED

-  3000K/4000K
-  >100 lm/W
-  CRI > 90
-  Eye safety: RG0/RG1
-  Mac Adams 3
-  L80/B10 > 50.000h

CERTIFICATIONS

-  CE
-  A+
-  5 years warranty

ON REQUEST


-  DALI - RDD code (verify the version)
-  Bluetooth - BT code (verify the version)
-  Emergency kit 1/3 hour EM/EM 3h code
-  2700K - 5000K

Specifications · Driver included
· SMD LED technology

Optic Internal polycarbonate reflector
Opal microprism polycarbonate diffuser.
CUT OFF > 20°.

Body Steel plate body with epoxy powder coating.

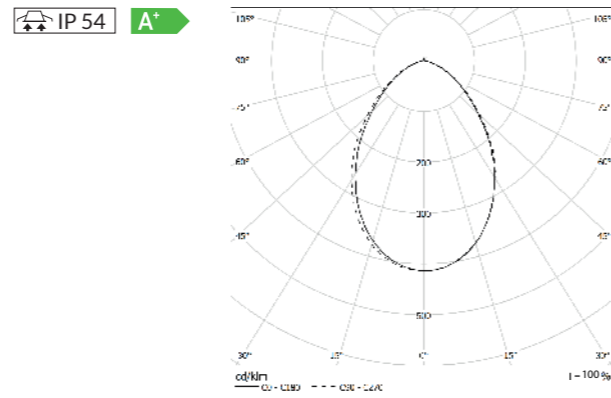
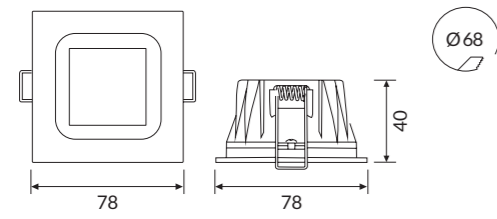
Colour ○ White RAL 9010 matt - Code: B
● Black RAL 9005 matt - Code: C8



BOX LED MINI

OPTIC

Internal polycarbonate reflector and opal microprism polycarbonate diffuser. CUT OFF > 20°.



COLOUR TEMPERATURE

4000K

3000K

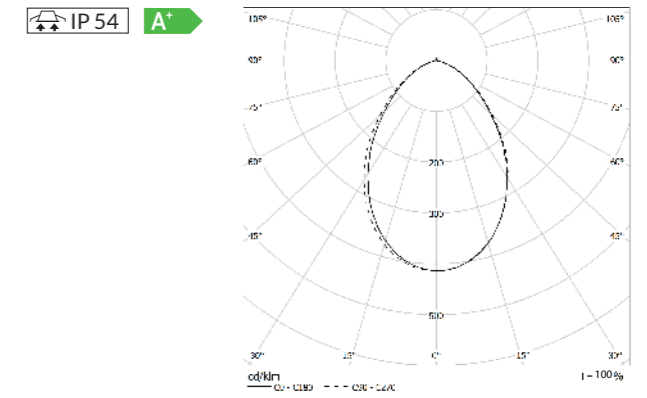
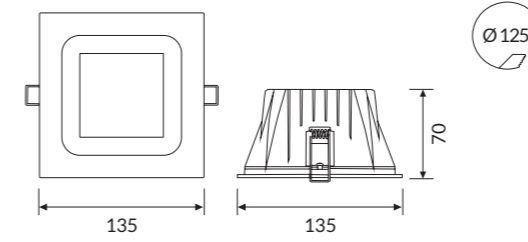
COD	💡	lm
44MP7L49054	7W	705
44MP10L49054	10W	958

COD	💡	lm
44MP7L39054	7W	656
44MP10L39054	10W	891

BOX LED SMALL

OPTIC

Internal polycarbonate reflector and opal microprism polycarbonate diffuser. CUT OFF > 20°.



COLOUR TEMPERATURE

4000K

3000K

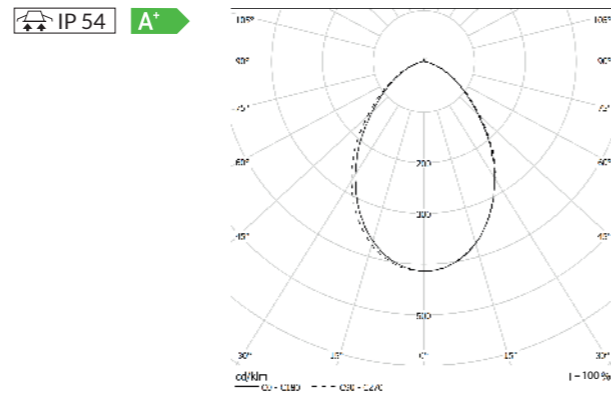
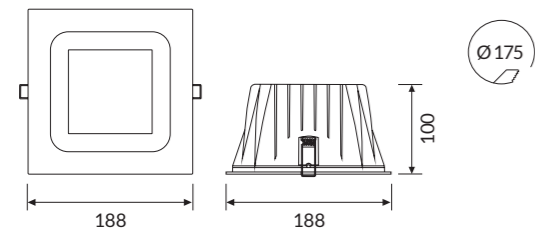
COD	💡	lm
44MP14L490S54	14W	1340
44MP20L490S54	20W	1915

COD	💡	lm
44MP14L390S54	14W	1246
44MP20L390S54	20W	1781

BOX LED MEDIUM

OPTIC

Internal polycarbonate reflector and opal microprism polycarbonate diffuser. CUT OFF > 20°.



COLOUR TEMPERATURE

4000K

COD	💡	lm
44MP20L490M54	20W	1915
44MP32L490M54	32W	3291
44MP48L490M54	48W	4469

3000K

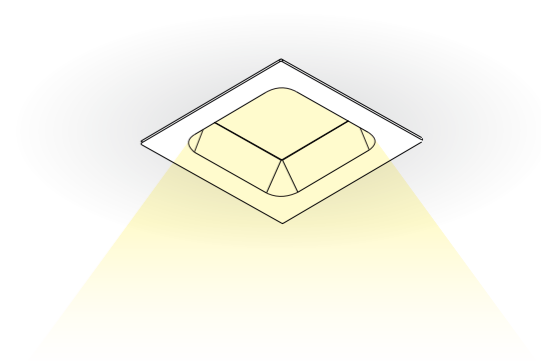
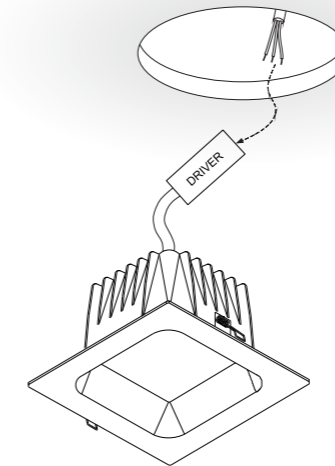
COD	💡	lm
44MP20L390M54	20W	1896
44MP32L390M54	32W	3273
44MP48L390M54	48W	4450

Technical Note

CIRCULAR CUT-OUT DIMENSIONS



💡	Ø (mm)
7W - 10W	68
20W - 28W	125
20W - 32W - 48W	175



HALL LED FL

ID CODE: 38




HALL LED FL is innovative **trimless LED downlight** that is **extremely flexible**, designed specifically for the hospitality environment.

The product offers both **rotation and tilt** for precise aiming of the high quality light and **interchangeable reflectors** (4 types available) allows designers complete freedom to control the light in the exact way the project demands. Colour rendering of CRI90+ ensures spaces are lit to the highest quality and an optional honeycomb louvre can be fitted offering complete visual comfort.









Design
esse-ci

FEATURES

-  Direct Emission
-  UGR < 19
-  IP 44





LED

-  3000K/4000K
-  >99 lm/W
-  CRI > 90
-  Eye safety: RG0/RG1
-  Mac Adams 3
-  L80/B10 >50.000h

CERTIFICATIONS

-  CE
-  A+
-  5 years warranty

ON REQUEST

-  DALI - RDD code (verify the version)
-  Bluetooth - BT code (verify the version)
-  Emergency kit 1/3 hour EM/EM 3h code
-  2700K - 5000K

Specifications

- Driver included
- LED CoB technology

Optic

- MINI: internal reflector from 50° beam angle
- SMALL: internal reflector from 70° beam angle

Body Aluminium body with epoxy powder coating.



HALL LED FL MINI

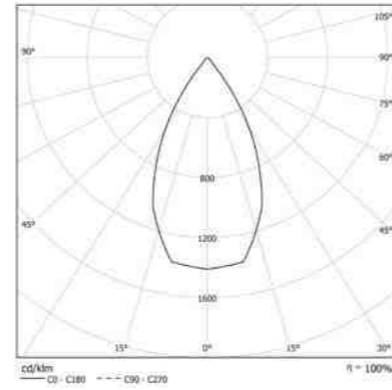
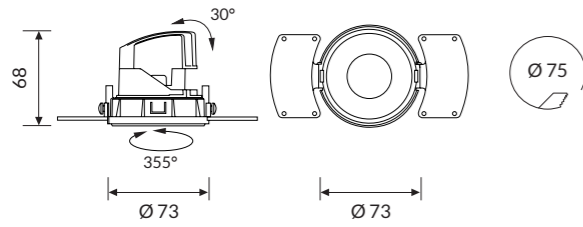
OPTIC

Internal aluminium reflector:
50° beam angle.

Frontal reflector to be ordered separately.



IP 44 A+



COLOUR TEMPERATURE

4000K

3000K

COD	💡	lm
38FL6L49050	6W 50°	503
38FL9L49050	9W 50°	642

COD	💡	lm
38FL6L39050	6W 50°	457
38FL9L39050	9W 50°	584

HALL LED FL SMALL

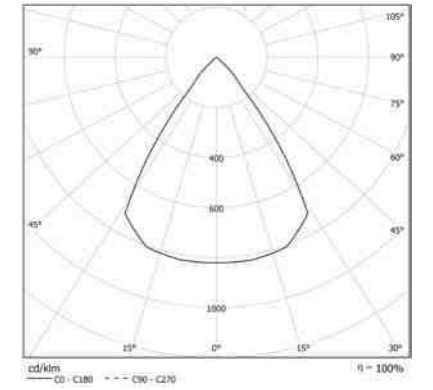
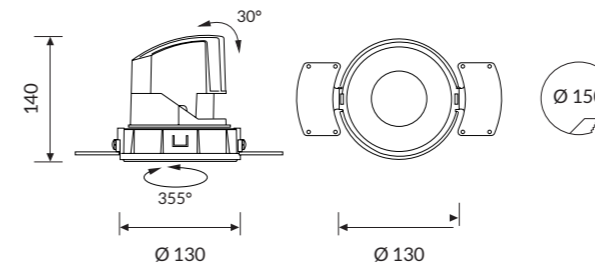
OPTIC

Internal aluminium reflector:
70° beam angle.

Frontal reflector to be ordered separately.



IP 44 A+



COLOUR TEMPERATURE

4000K

3000K

COD	💡	lm
38FL15L49070	15W 70°	1855
38FL25L49070	25W 70°	2493
38FL34L49070	34W 70°	3390

COD	💡	lm
38FL15L39070	15W 70°	1669
38FL25L39070	25W 70°	2243
38FL34L39070	34W 70°	3051

HALL LED FL MINI REFLECTORS



38RFWM
External reflector in white PC for MINI version.



38RFBM
External reflector in black PC for MINI version.



38RFAM
External reflector in chrome PC for MINI version.



38RFGM
External reflector in gold PC for MINI version.

HALL LED FL SMALL REFLECTORS



38RFWS
External reflector in white PC for SMALL version.



38RFBS
External reflector in black PC for SMALL version.



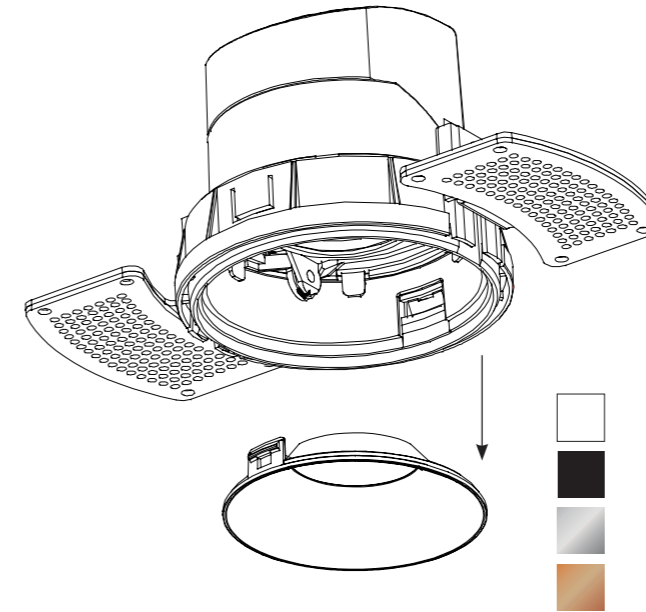
38RFAS
External reflector in chrome PC for SMALL version.



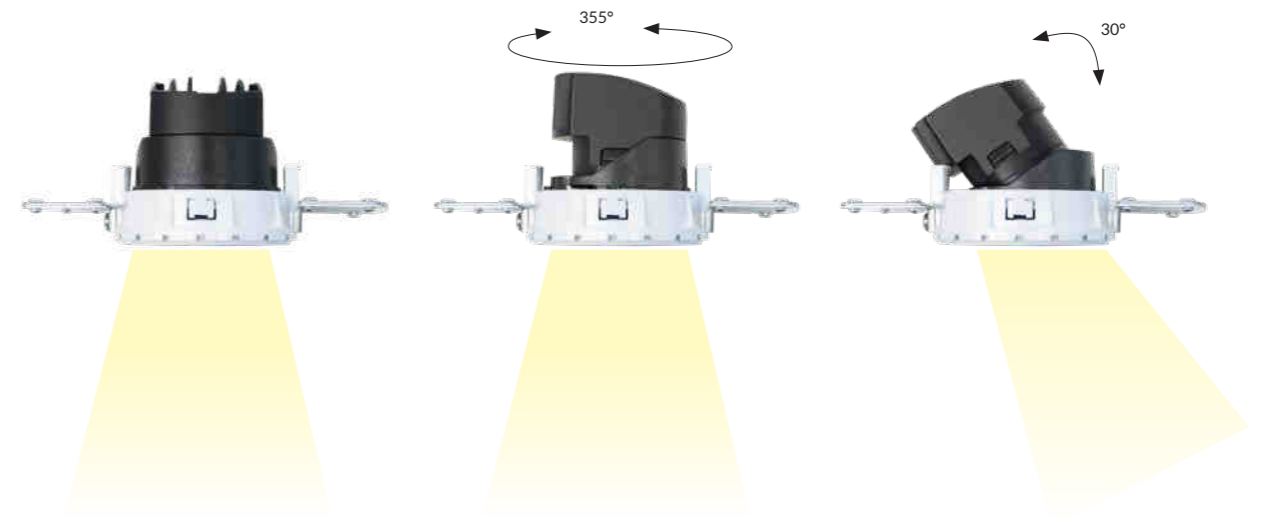
38RFGS
External reflector in gold PC for SMALL version.

INTERCHANGEABLE FRONTAL REFLECTORS

Possibility to change the colour of the frontal reflector, adapting to the colour and type of the ceiling, for a great visual comfort and perfect aesthetics. HALL LED FL perfectly integrates with any kind of structure and environment.



ADJUSTABILITY OF THE LIGHT BEAM



HALL LED PRO

ID CODE: 38

HALL LED is an innovative collection of Chip-on-Board (CoB) downlights that are offered in a wide range of sizes, outputs and beam angles for projects that demand the best possible efficacy coupled with ultra-fast payback. The organic shape and ultra-low power of the HALL LED MINI downlight makes it perfect for both commercial and residential applications. For more demanding applications such as retail and high-end commercial, the HALL LED PRO collection is offered with interchangeable UGR<19 reflectors from 10° to 70°.

See also:




HALL LED PRO HCL

p. 482








Design
esse-ci



FEATURES

-  Direct Emission
-  UGR < 19
-  IP 44





LED

-  3000K/4000K
- >103 lm/W icon" data-bbox="157 558 170 575"/> >103 lm/W
-  CRI > 90
-  Eye safety: RG0/RG1
-  Mac Adams 3
-  L80/B10 >50.000h

CERTIFICATIONS

-  CE
-  A+
-  5 years warranty

ON REQUEST


-  DALI - RDD code (verify the version)
-  Bluetooth - BT code (verify the version)
-  Emergency kit 1/3 hour EM/EM 3h code
-  2700K - 5000K

Specifications · Driver included
· LED CoB technology

Optic Internal aluminum reflectors from 10° - 20° - 40° - 70° beam angles.
Low-glare rating UGR<19.

Body Aluminium body with epoxy powder coating.

Colour ○ White RAL 9003 matt - Code: B



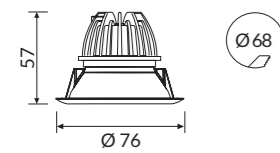
HALL LED PRO MINI

OPTIC

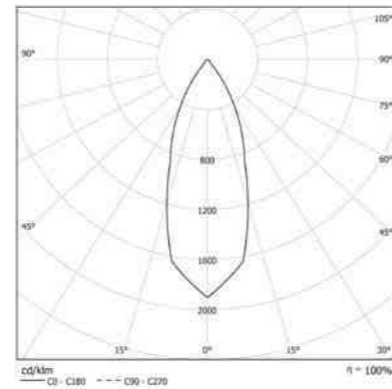
Anti dazzle design, CUT OFF > 30°

Pc louver.

40° beam angles.



IP 44 A+



COLOUR TEMPERATURE

4000K

COD	💡	lm
38VT7L49040	7W 40°	775
38VT10L49040	10W 40°	886

3000K

COD	💡	lm
38VT7L39040	7W 40°	595
38VT10L39040	10W 40°	704

HALL LED PRO SMALL

OPTIC

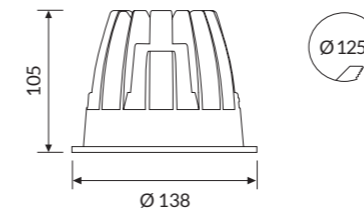
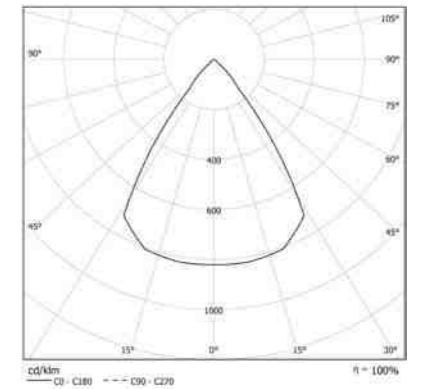
Internal aluminum reflectors with transparent glass:

10° - 20° - 40° - 70° beam angles.

CUT OFF > 30°.



IP 44 A+



COLOUR TEMPERATURE

4000K

COD	💡	lm
38VT18L49010S	18W 10°	2009
38VT18L49020S	18W 20°	2009
38VT18L49040S	18W 40°	2009
38VT18L49070S	18W 70°	2009
38VT25L49010S	25W 10°	2660
38VT25L49020S	25W 20°	2660
38VT25L49040S	25W 40°	2660
38VT25L49070S	25W 70°	2660
38VT34L49010S	34W 10°	3492
38VT34L49020S	34W 20°	3492
38VT34L49040S	34W 40°	3492
38VT34L49070S	34W 70°	3492

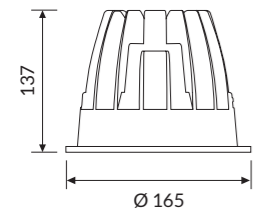
3000K

COD	💡	lm
38VT18L39010S	18W 10°	1808
38VT18L39020S	18W 20°	1808
38VT18L39040S	18W 40°	1808
38VT18L39070S	18W 70°	1808
38VT25L39010S	25W 10°	2394
38VT25L39020S	25W 20°	2394
38VT25L39040S	25W 40°	2394
38VT25L39070S	25W 70°	2394
38VT34L39010S	34W 10°	3178
38VT34L39020S	34W 20°	3178
38VT34L39040S	34W 40°	3178
38VT34L39070S	34W 70°	3178

HALL LED PRO MEDIUM

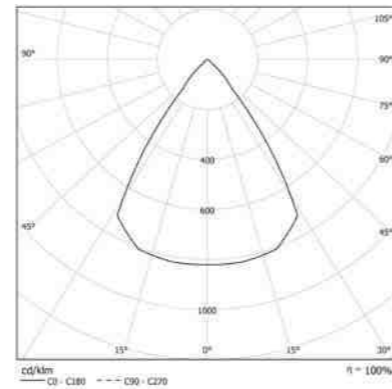
OPTIC

Internal aluminum reflectors with transparent glass:
10° - 20° - 40° - 70° beam angles.
CUT OFF > 30°.



Ø 150
For hole 200mm see the accessory

IP 44 A+



COLOUR TEMPERATURE

4000K

COD	Light Bulb Icon	lm
38VT35L49010M	35W 10°	3595
38VT35L49020M	35W 20°	3595
38VT35L49040M	35W 40°	3595
38VT35L49070M	35W 70°	3595
38VT38L49010M	38W 10°	4030
38VT38L49020M	38W 20°	4030
38VT38L49040M	38W 40°	4030
38VT38L49070M	38W 70°	4030
38VT52L49010M	52W 10°	4992
38VT52L49020M	52W 20°	4992
38VT52L49040M	52W 40°	4992
38VT52L49070M	52W 70°	4992

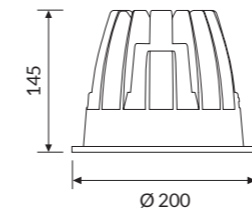
3000K

COD	Light Bulb Icon	lm
38VT35L39010M	35W 10°	3236
38VT35L39020M	35W 20°	3236
38VT35L39040M	35W 40°	3236
38VT35L39070M	35W 70°	3236
38VT38L39010M	38W 10°	3627
38VT38L39020M	38W 20°	3627
38VT38L39040M	38W 40°	3627
38VT38L39070M	38W 70°	3627
38VT52L39010M	52W 10°	4784
38VT52L39020M	52W 20°	4784
38VT52L39040M	52W 40°	4784
38VT52L39070M	52W 70°	4784

HALL LED PRO LARGE

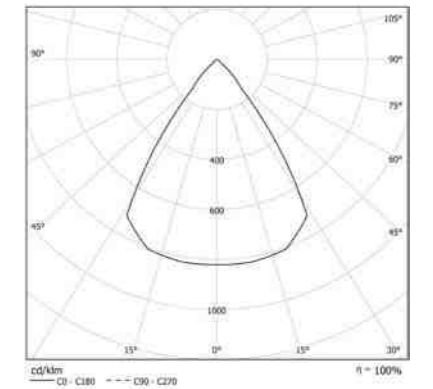
OPTIC

Internal aluminum reflectors with transparent glass:
10° - 20° - 40° - 70° beam angles.
CUT OFF > 30°.



Ø 175
For hole 200mm see the accessory.

IP 44 A+



COLOUR TEMPERATURE

4000K

COD	Light Bulb Icon	lm
38VT38L49010L	38W 10°	4030
38VT38L49020L	38W 20°	4030
38VT38L49040L	38W 40°	4030
38VT38L49070L	38W 70°	4030
38VT52L49010L	52W 10°	4992
38VT52L49020L	52W 20°	4992
38VT52L49040L	52W 40°	4992
38VT52L49070L	52W 70°	4992

3000K

COD	Light Bulb Icon	lm
38VT38L39010L	38W 10°	3627
38VT38L39020L	38W 20°	3627
38VT38L39040L	38W 40°	3627
38VT38L39070L	38W 70°	3627
38VT52L39010L	52W 10°	4784
38VT52L39020L	52W 20°	4784
38VT52L39040L	52W 40°	4784
38VT52L39070L	52W 70°	4784

Accessories



ARF200M: for Pro Medium version
ARF200: for Pro Large version
Ring frame adaptor for hole 200mm.

HALL LED PROFLEX




ID CODE: 38

HALL LED PROFLEX, available in two diameters, is an adjustable asymmetric version of the HALL LED fixture, for specifiers who not only need to **light large spaces**, but need to **highlight specific areas, objects or architectural elements**. The **innovative rotofriction mechanism** offers guaranteed security, precision and simplicity of aim. HALL LED PROFLEX has a tilt range of 60° (-15° + 45°) and a rotation of 355°.









Design
esse-ci


FEATURES

-  Direct Emission
-  UGR < 19
-  IP 44





LED

-  3000K/4000K
-  >102 lm/W; >112 lm/W
-  CRI > 90
-  Eye safety: RG0/RG1
-  Mac Adams 3
-  L80/B10 >50.000h

CERTIFICATIONS

-  CE
-  A+
-  5 years warranty

ON REQUEST


-  DALI - RDD code (verify the version)
-  Bluetooth - BT code (verify the version)
-  Emergency kit 1/3 hour EM/EM 3h code
-  2700K - 5000K

Specifications · Driver included
· LED CoB technology

Optic Internal aluminum reflectors from
10° - 20° - 40° - 70° beam angles.

Body Aluminium body with epoxy powder coating.

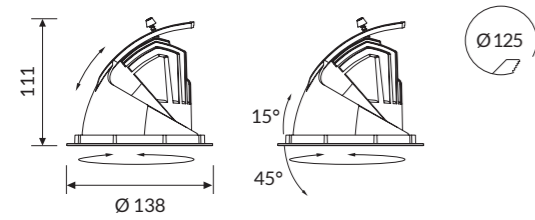
Colour ○ White RAL 9003 matt - Code: B



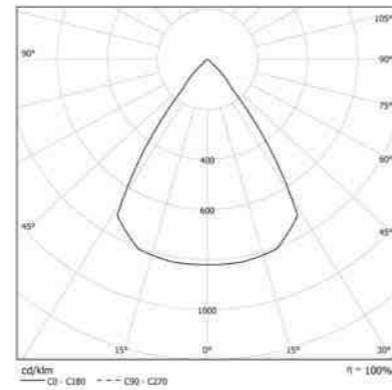
HALL LED PROFLEX SMALL

OPTIC

Internal aluminum reflectors with transparent glass:
 10° - 20° - 40° - 70° beam angles.
 CUT OFF > 30°.



IP 44 A+



COLOUR TEMPERATURE

4000K

COD	💡	lm
38AS13L49010S	13W 10°	1451
38AS13L49020S	13W 20°	1451
38AS13L49040S	13W 40°	1451
38AS13L49070S	13W 70°	1451
38AS18L49010S	18W 10°	2009
38AS18L49020S	18W 20°	2009
38AS18L49040S	18W 40°	2009
38AS18L49070S	18W 70°	2009

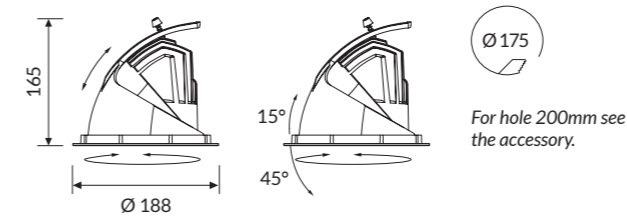
3000K

COD	💡	lm
38AS13L39010S	13W 10°	1305
38AS13L39020S	13W 20°	1305
38AS13L39040S	13W 40°	1305
38AS13L39070S	13W 70°	1305
38AS18L39010S	18W 10°	1808
38AS18L39020S	18W 20°	1808
38AS18L39040S	18W 40°	1808
38AS18L39070S	18W 70°	1808

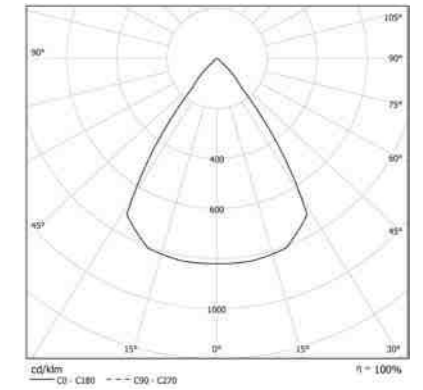
HALL LED PROFLEX

OPTIC

Internal aluminum reflectors with transparent glass:
 10° - 20° - 40° - 70° beam angles.
 CUT OFF > 30°.



IP 44 A+



COLOUR TEMPERATURE

4000K

COD	💡	lm
38AS25L49010	25W 10°	2660
38AS25L49020	25W 20°	2660
38AS25L49040	25W 40°	2660
38AS25L49070	25W 70°	2660
38AS35L49010	35W 10°	3595
38AS35L49020	35W 20°	3595
38AS35L49040	35W 40°	3595
38AS35L49070	35W 70°	3595
38AS38L49010	38W 10°	4030
38AS38L49020	38W 20°	4030
38AS38L49040	38W 40°	4030
38AS38L49070	38W 70°	4030
38AS54L49010	54W 10°	5023
38AS54L49020	54W 20°	5023
38AS54L49040	54W 40°	5023
38AS54L49070	54W 70°	5023

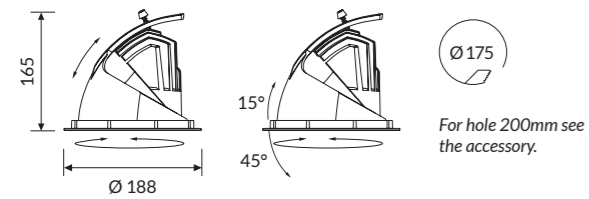
3000K

COD	💡	lm
38AS25L39010	25W 10°	2394
38AS25L39020	25W 20°	2394
38AS25L39040	25W 40°	2394
38AS25L39070	25W 70°	2394
38AS35L39010	35W 10°	3236
38AS35L39020	35W 20°	3236
38AS35L39040	35W 40°	3236
38AS35L39070	35W 70°	3236
38AS38L39010	38W 10°	3627
38AS38L39020	38W 20°	3627
38AS38L39040	38W 40°	3627
38AS38L39070	38W 70°	3627
38AS54L39010	54W 10°	4521
38AS54L39020	54W 20°	4521
38AS54L39040	54W 40°	4521
38AS54L39070	54W 70°	4521

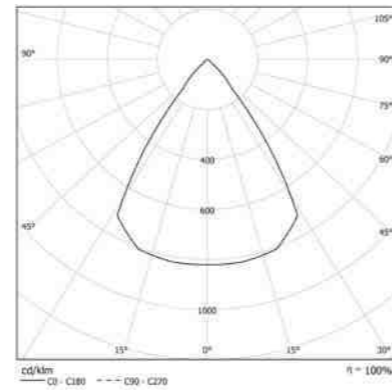
HALL LED PROFLEX FOOD

OPTIC

Internal aluminum reflectors with transparent glass:
10° - 20° - 40° - 70° beam angles. CUT OFF > 30°.



IP 44 A+



COLOUR TEMPERATURE BREAD

COD	Light Icon	lm
38AS38BR10	38W 10° BREAD	2366
38AS38BR20	38W 20° BREAD	2366
38AS38BR40	38W 40° BREAD	2366
38AS38BR70	38W 70° BREAD	2366
38AS54BR10	54W 10° BREAD	3537
38AS54BR20	54W 20° BREAD	3537
38AS54BR40	54W 40° BREAD	3537
38AS54BR70	54W 70° BREAD	3537

COLOUR TEMPERATURE MEAT

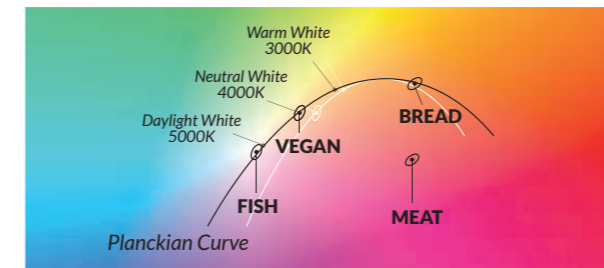
COD	Light Icon	lm
38AS38MT10	38W 10° MEAT	1788
38AS38MT20	38W 20° MEAT	1788
38AS38MT40	38W 40° MEAT	1788
38AS38MT70	38W 70° MEAT	1788
38AS54MT10	54W 10° MEAT	2516
38AS54MT20	54W 20° MEAT	2516
38AS54MT40	54W 40° MEAT	2516
38AS54MT70	54W 70° MEAT	2516

COLOUR TEMPERATURE FISH

COD	Light Icon	lm
38AS38FH10	38W 10° FISH	2628
38AS38FH20	38W 20° FISH	2628
38AS38FH40	38W 40° FISH	2628
38AS38FH70	38W 70° FISH	2628
38AS54FH10	54W 10° FISH	3857
38AS54FH20	54W 20° FISH	3857
38AS54FH40	54W 40° FISH	3857
38AS54FH70	54W 70° FISH	3857



FOOD - Specialized led modules



• **BREAD:** the shades of brown appear sharper and brighter; they as strong as gold making the appearance of cheeses and bakery goods better.

• **MEAT / FRESH MEAT:** the red tones are very strong, for a fresh and inviting presentation of red meats and charcuterie.

• **FISH:** the colours are vivid and attractive, the fish is bright and colourful; the cool tones of the light enhance the freshness and brilliance of the fish.

• **CRI > 90 version** with 3000K / 4000K colour temperature fixtures, are used to enhance the natural colour of the products and are suitable to light fruit and wine departments.

Accessories



ARF200

Ring frame adaptor for hole 200mm.

Technical Note

BODY ROTATION



HALL LED ESSENTIAL




ID CODE: 38

HALL LED ESSENTIAL is perfect for retrofit applications where price and efficacy are of equal importance. Available in two diameters to directly replace 18W and 26W compact fluorescent fixtures.









Design
esse-ci

FEATURES

-  Direct Emission
-  UGR < 19
-  IP 54 (from the front)





LED

-  3000K/4000K
-  >105 lm/W
-  CRI >90
-  Eye safety: RG0/RG1
-  Mac Adams 3
-  L80/B10 >50.000h

CERTIFICATIONS

-  CE
-  A
-  5 years warranty

ON REQUEST


-  DALI - RDD code (verify the version)
-  Bluetooth - BT code (verify the version)
-  Emergency kit 1/3 hour EM/EM 3h code
-  2700K - 5000K

Specifications · SMD LED technology
· Driver included

Optic Microcell polycarbonate internal reflector and opal microprism polycarbonate diffuser. CUT OFF > 10°.

Body Polycarbonate body and die-cast aluminum heat sink.

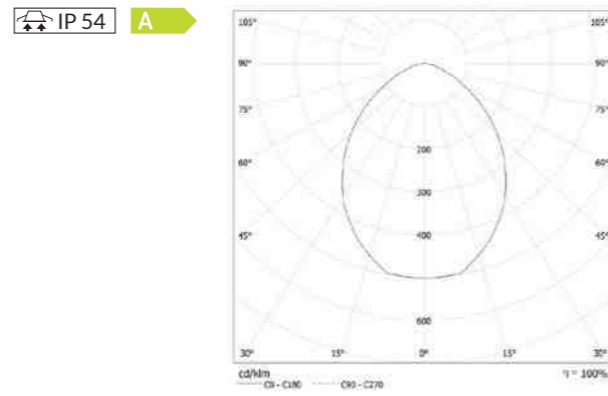
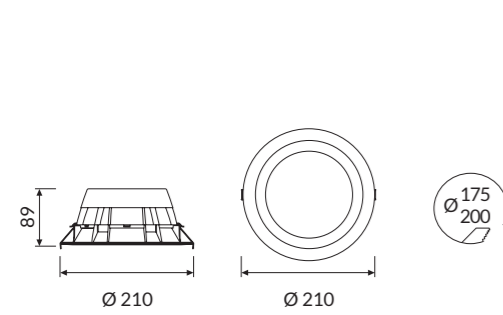
Colour ○ White RAL 9003 matt - Code: B



HALL LED ESSENTIAL MEDIUM

OPTIC

Microcell polycarbonate internal reflector and opal micropism polycarbonate diffuser UGR<19.
CUT OFF > 10°.



COLOUR TEMPERATURE 4000K

COD	💡	lm
38MP9L490M54	9W	1400
38MP14L490M54	14W	2100
38MP20L490M54	20W	2700

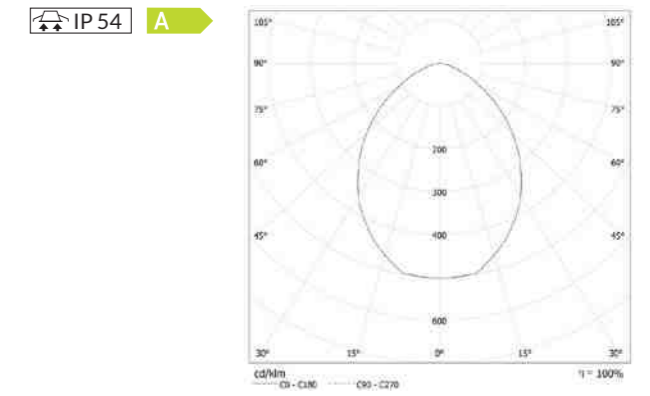
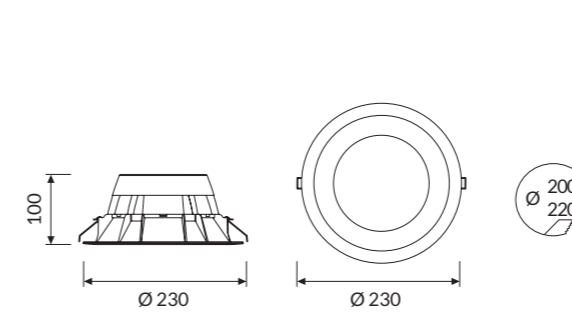
COLOUR TEMPERATURE 3000K

COD	💡	lm
38MP9L390M54	9W	1330
38MP14L390M54	14W	2080
38MP20L390M54	20W	2680

HALL LED ESSENTIAL LARGE

OPTIC

Microcell polycarbonate internal reflector and opal micropism polycarbonate diffuser UGR<19.
CUT OFF > 10°.



COLOUR TEMPERATURE 4000K

COD	💡	lm
38MP9L490L54	9W	1400
38MP14L490L54	14W	2100
38MP20L490L54	20W	2700

COLOUR TEMPERATURE 3000K

COD	💡	lm
38MP9L390L54	9W	1330
38MP14L390L54	14W	2080
38MP20L390L54	20W	2680

KLIP

ID CODE: 64




Modern source for a new way of lighting objects in the name of quality, efficiency and discretion.

Precise, uniform accent lighting with excellent colour performance: ideal for the retail, historical and hospitality environments or museums.









Design
esse-ci


FEATURES

-  Direct Emission
-  UGR <19
-  IP 40





LED

-  3000K/4000K
-  >96 lm/W
-  CRI >90
-  Eye safety: RG0/RG1
-  Mac Adams 3
-  L80/B10 >50.000h

CERTIFICATIONS

-  CE
-  A+
-  5 years warranty

ON REQUEST

-  DALI - RDD code (verify the version)
-  Emergency kit 1/3 hour EM/EM.3h code
-  2700K - 5000K
-  Reflectors 10° - 40°

Specifications · Built-in driver
· LED CoB technology

Optic Internal aluminium reflectors from 20° - 50° beam angles. Frosted Glass.

Body Manufactured from pressure die-cast aluminum.

Colours
○ White RAL 9003 wrinkled - Code: W
● Black RAL 9005 wrinkled - Code: BK



DOWNLIGHT

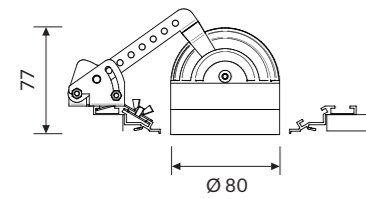
KLIP

DOWNLIGHT

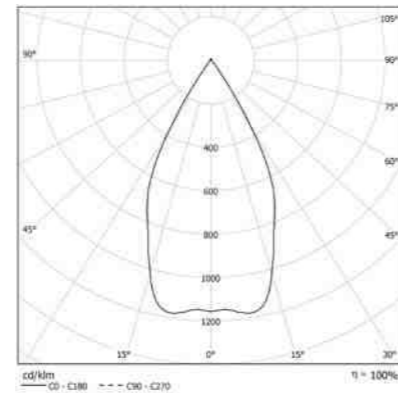
KLIP

OPTIC

Internal aluminum reflectors:
20°- 50° beam angles.



IP 40 A++



COLOUR TEMPERATURE

4000K

COD	Light Bulb Icon	lm
64VT9L49020	9W 20°	866
64VT9L49050	9W 50°	866
64VT13L49020	13W 20°	1072
64VT13L49050	13W 50°	1072
64VT18L49020	18W 20°	1485
64VT18L49050	18W 50°	1485
64VT26L49020	26W 20°	2503
64VT26L49050	26W 50°	2503

KLIP SIDE PROFILES

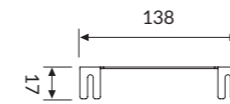
Side aluminum profiles for recessed installation in continuous line. Each item code consists of n°2 aluminum profiles, connection plates and spacers.

COD	mm
64PL1000	1000
64PL2000	2000
64PL3000	3000




KLIP HEADERS KIT

Headers kit for recessed continuous line.



COD
64AAPIL



Accessories



64MC1000: 1000mm
64MC2000: 2000mm
Dark housing for false ceiling.

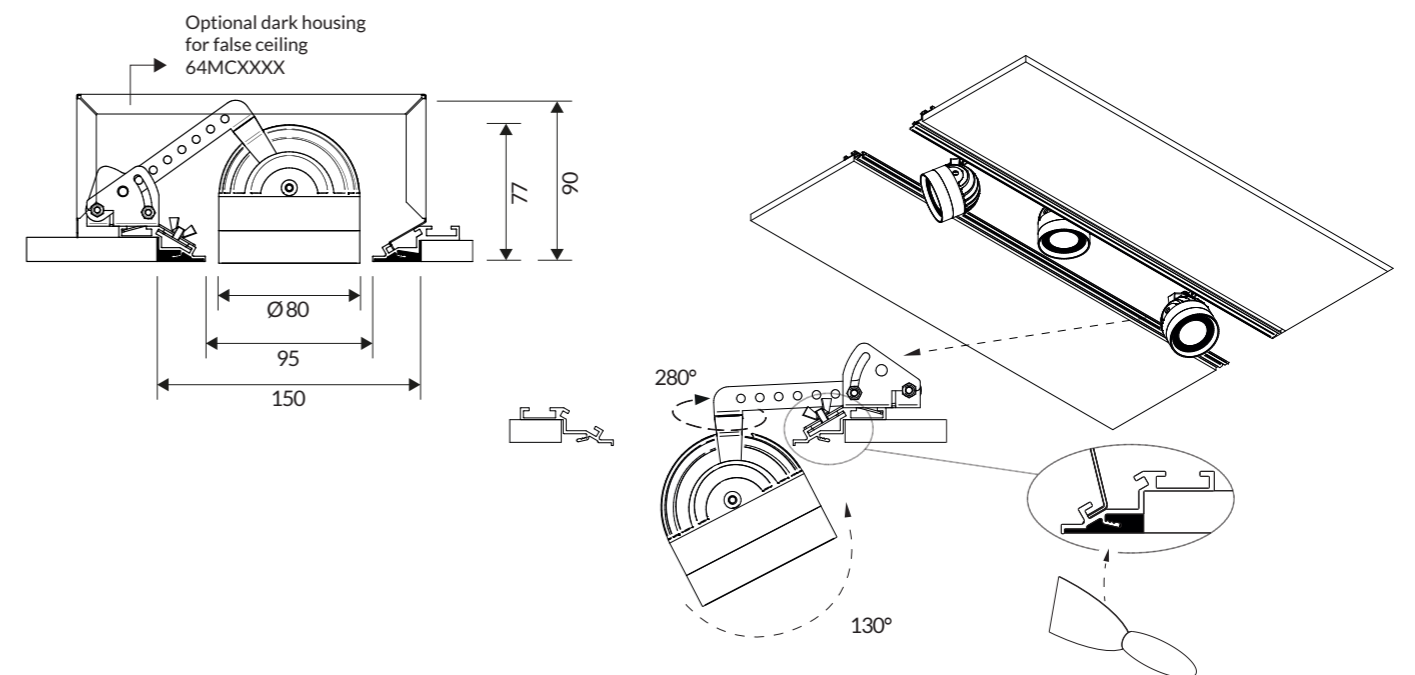
OPTICS



64AAMG
Frosted Glass.

Technical Note

BODY ROTATION AND INSTALLATION



OTELLO LED




ID CODE: 45

OTELLO returns with a new design and a wide choice of versions to create custom recessed LED luminaires. Simple and fast installation, maximum efficiency, symmetrical and homogeneous light distribution are offered as standard. A choice of beam angles is offered via interchangeable reflectors, and versions with 1, 2 or 3 heads is available, freeing the designer to use the product for both accent and ambient lighting alike. OTELLO LED, perfect for any contemporary application.









Design
esse-ci

FEATURES

-  Direct Emission
-  UGR < 19
-  IP 40

LED

-  3000K/4000K
-  >115 lm/W; >135 lm/W
-  CRI > 90
-  Eye safety: RG0/RG1
-  Mac Adams 3
-  L80/B10 >50.000h

CERTIFICATIONS

-  CE
-  A+
-  5 years warranty

ON REQUEST

-  DALI - RDD code (verify the version)
-  Bluetooth - BT code (verify the version)
-  Emergency kit 1/3 hour EM/EM 3h code
-  2700K - 5000K
-  Frameless version

Specifications

- Built-in driver
- LED CoB technology

Optic


- Internal aluminium reflectors from 12° - 20° - 40° - 70° beam angles
- Honeycomb optic. Sculpture optic. Frosted glass

Body

Manufactured from folded metal sheet. Spotlights in die-cast aluminum.

Colours

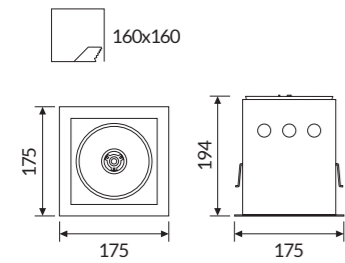
○ White RAL 9003 - Code: B



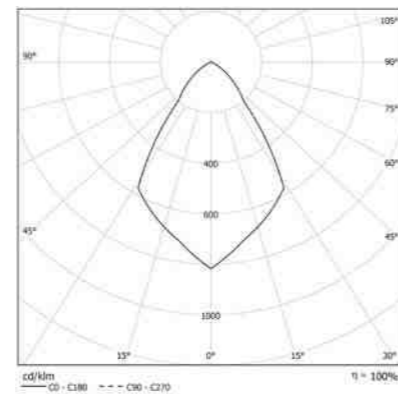
OTELLO LED 1X

OPTIC

Internal aluminum reflectors:
12°- 20°- 40° - 70° beam angles.



IP 40 A+



COLOUR TEMPERATURE

4000K

3000K

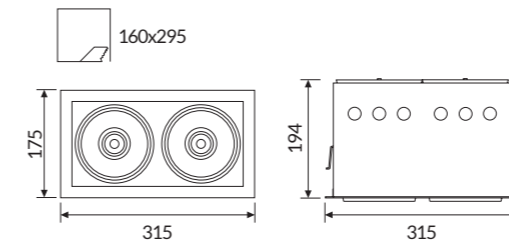
COD	Light Bulb Icon	lm
45VT118L49012	1x18W 12°	2051
45VT118L49020	1x18W 20°	2051
45VT118L49040	1x18W 40°	2051
45VT118L49070	1x18W 70°	2051
45VT125L49012	1x25W 12°	2790
45VT125L49020	1x25W 20°	2790
45VT125L49040	1x25W 40°	2790
45VT125L49070	1x25W 70°	2790
45VT134L49012	1x34W 12°	4213
45VT134L49020	1x34W 20°	4213
45VT134L49040	1x34W 40°	4213
45VT134L49070	1x34W 70°	4213
45VT138L49012	1x38W 12°	4250
45VT138L49020	1x38W 20°	4250
45VT138L49040	1x38W 40°	4250
45VT138L49070	1x38W 70°	4250

COD	Light Bulb Icon	lm
45VT118L39012	1x18W 12°	1985
45VT118L39020	1x18W 20°	1985
45VT118L39040	1x18W 40°	1985
45VT118L39070	1x18W 70°	1985
45VT125L39012	1x25W 12°	2701
45VT125L39020	1x25W 20°	2701
45VT125L39040	1x25W 40°	2701
45VT125L39070	1x25W 70°	2701
45VT134L39012	1x34W 12°	4077
45VT134L39020	1x34W 20°	4077
45VT134L39040	1x34W 40°	4077
45VT134L39070	1x34W 70°	4077
45VT138L39012	1x38W 12°	4134
45VT138L39020	1x38W 20°	4134
45VT138L39040	1x38W 40°	4134
45VT138L39070	1x38W 70°	4134

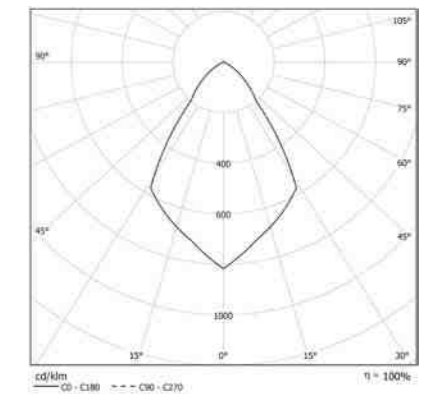
OTELLO LED 2X

OPTIC

Internal aluminum reflectors:
12°- 20°- 40° - 70° beam angles.



IP 40 A+



COLOUR TEMPERATURE

4000K

3000K

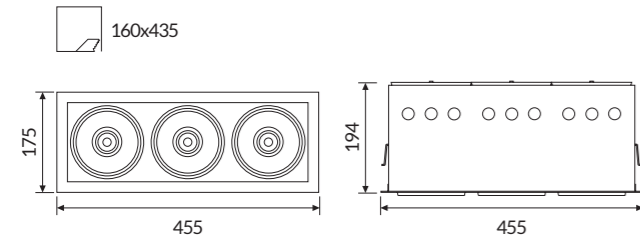
COD	Light Bulb Icon	lm
45VT218L49012	2x18W 12°	4102
45VT218L49020	2x18W 20°	4102
45VT218L49040	2x18W 40°	4102
45VT218L49070	2x18W 70°	4102
45VT225L49012	2x25W 12°	5580
45VT225L49020	2x25W 20°	5580
45VT225L49040	2x25W 40°	5580
45VT225L49070	2x25W 70°	5580
45VT234L49012	2x34W 12°	8426
45VT234L49020	2x34W 20°	8426
45VT234L49040	2x34W 40°	8426
45VT234L49070	2x34W 70°	8426
45VT238L49012	2x38W 12°	8500
45VT238L49020	2x38W 20°	8500
45VT238L49040	2x38W 40°	8500
45VT238L49070	2x38W 70°	8500

COD	Light Bulb Icon	lm
45VT218L39012	2x18W 12°	3970
45VT218L39020	2x18W 20°	3970
45VT218L39040	2x18W 40°	3970
45VT218L39070	2x18W 70°	3970
45VT225L39012	2x25W 12°	5402
45VT225L39020	2x25W 20°	5402
45VT225L39040	2x25W 40°	5402
45VT225L39070	2x25W 70°	5402
45VT234L39012	2x34W 12°	8154
45VT234L39020	2x34W 20°	8154
45VT234L39040	2x34W 40°	8154
45VT234L39070	2x34W 70°	8154
45VT238L39012	2x38W 12°	8268
45VT238L39020	2x38W 20°	8268
45VT238L39040	2x38W 40°	8268
45VT238L39070	2x38W 70°	8268

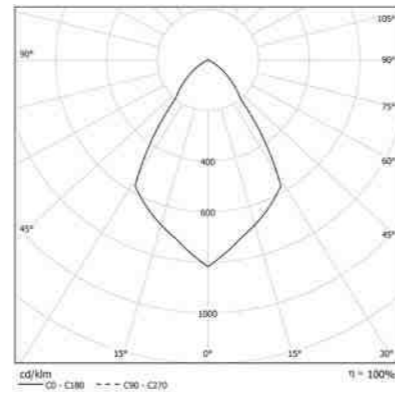
OTELLO LED 3X

OPTIC

Internal aluminum reflectors:
12°- 20°- 40° - 70° beam angles.



IP 40 A+



COLOUR TEMPERATURE

4000K

3000K

COD	Light Icon	lm
45VT318L49012	3x18W 12°	6153
45VT318L49020	3x18W 20°	6153
45VT318L49040	3x18W 40°	6153
45VT318L49070	3x18W 70°	6153
45VT325L49012	3x25W 12°	8370
45VT325L49020	3x25W 20°	8370
45VT325L49040	3x25W 40°	8370
45VT325L49070	3x25W 70°	8370
45VT334L49012	3x34W 12°	12639
45VT334L49020	3x34W 20°	12639
45VT334L49040	3x34W 40°	12639
45VT334L49070	3x34W 70°	12639
45VT338L49012	3x38W 12°	12750
45VT338L49020	3x38W 20°	12750
45VT338L49040	3x38W 40°	12750
45VT338L49070	3x38W 70°	12750

COD	Light Icon	lm
45VT318L39012	3x18W 12°	5955
45VT318L39020	3x18W 20°	5955
45VT318L39040	3x18W 40°	5955
45VT318L39070	3x18W 70°	5955
45VT325L39012	3x25W 12°	8103
45VT325L39020	3x25W 20°	8103
45VT325L39040	3x25W 40°	8103
45VT325L39070	3x25W 70°	8103
45VT334L39012	3x34W 12°	12231
45VT334L39020	3x34W 20°	12231
45VT334L39040	3x34W 40°	12231
45VT334L39070	3x34W 70°	12231
45VT338L39012	3x38W 12°	12402
45VT338L39020	3x38W 20°	12402
45VT338L39040	3x38W 40°	12402
45VT338L39070	3x38W 70°	12402

Accessories



45AAND
Honeycomb optic.



45AASL
Sculpture optic.

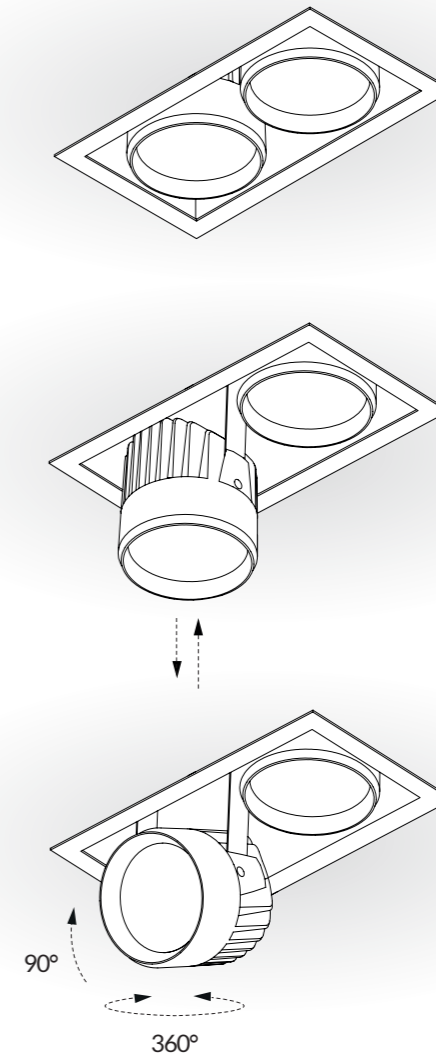


45AAMG
Frosted Glass.

Technical Note

REMOVABLE AND ADJUSTABLE SPOTLIGHTS

Thanks to 1, 2 or 3 light points and the possibility to extract and adjust the spotlights, OTELLO LED guarantees the maximum flexibility to direct the light.



HALL LED CEILING EVO




ID CODE: 28

HALL LED CEILING EVO offers designers a broad collection of surface mounted downlights for ceiling applications. The product is available in **four sizes**: MINI, SMALL, MEDIUM and LARGE and in **many different outputs**. Along with the ingress protection rating of IP44, plus a wide range of optics and accessories, the product is suited to a wide range of applications. Innovative CoB technology and the integrated driver deliver optimum efficacy and simple installation.








Design
esse-ci

FEATURES

-  Direct Emission
-  UGR < 22
-  IP 44






LED

-  3000K/4000K
- >135 lm/W icon" data-bbox="157 558 170 575"/> >135 lm/W
-  CRI > 90
-  Eye safety: RG0/RG1
-  Mac Adams 3
-  L80/B10 > 50.000h

CERTIFICATIONS

-  CE
-  A+
-  5 years warranty

ON REQUEST

-  DALI - RDD code (verify the version)
-  Bluetooth - BT code (verify the version)
-  2700K - 5000K
-  Tiges fixing
-  ETL READY

Specifications · Built-in driver
· LED CoB technology

Optic · MINI: internal aluminium reflectors from 15° - 20° - 36° - 50° beam angles
· SMALL: internal aluminium reflectors from 10° - 20° - 40° - 50° beam angles
· MEDIUM and LARGE: internal aluminium reflectors from 10° - 12° - 20° - 40° - 70° beam angles

Body Manufactured from pressure die-cast aluminium with epoxy powder coating.

Colour ○ White RAL 9003 wrinkled - Code: W
● Black RAL 9005 wrinkled - Code: BK



DOWNLIGHT

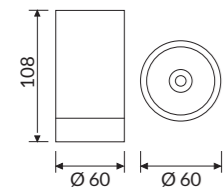
HALL LED CEILING EVO

DOWNLIGHT

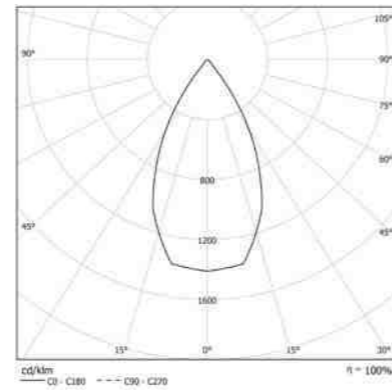
HALL LED CEILING EVO MINI

OPTIC

Internal aluminum reflectors:
15° - 20° - 36° - 50° beam angles.
CUT OFF > 30°.



IP 44 A+



COLOUR TEMPERATURE

4000K

3000K

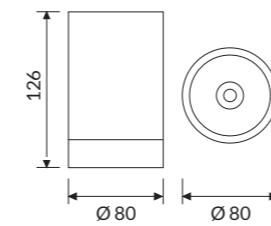
COD	Icon	lm
28VT9L49015	9W 15°	1071
28VT9L49020	9W 20°	1071
28VT9L49036	9W 36°	1071
28VT9L49050	9W 50°	1071

COD	Icon	lm
28VT9L39015	9W 15°	904
28VT9L39020	9W 20°	904
28VT9L39036	9W 36°	904
28VT9L39050	9W 50°	904

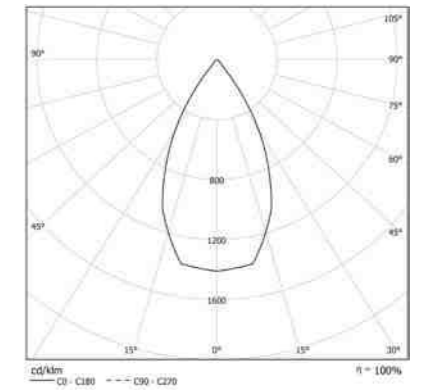
HALL LED CEILING EVO SMALL

OPTIC

Internal aluminum reflectors:
10° - 20° - 40° - 50° beam angles.
CUT OFF > 30°.



IP 44 A+



COLOUR TEMPERATURE

4000K

3000K

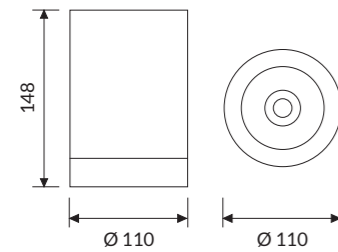
COD	Icon	lm
28VT13L49010SE	13W 10°	1152
28VT13L49020SE	13W 20°	1152
28VT13L49040SE	13W 40°	1152
28VT13L49050SE	13W 50°	1152
28VT18L49010SE	18W 10°	1595
28VT18L49020SE	18W 20°	1595
28VT18L49040SE	18W 40°	1595
28VT18L49050SE	18W 50°	1595

COD	Icon	lm
28VT13L39010SE	13W 10°	1104
28VT13L39020SE	13W 20°	1104
28VT13L39040SE	13W 40°	1104
28VT13L39050SE	13W 50°	1104
28VT18L39010SE	18W 10°	1529
28VT18L39020SE	18W 20°	1529
28VT18L39040SE	18W 40°	1529
28VT18L39050SE	18W 50°	1529

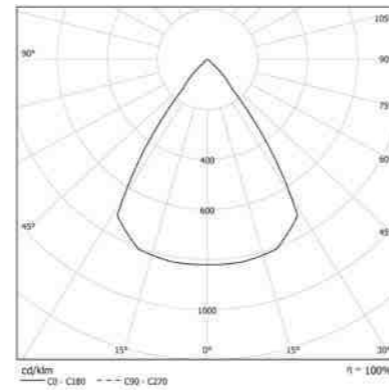
HALL LED CEILING EVO MEDIUM

OPTIC

Internal aluminum reflectors:
10°- 20°- 40° - 70° beam angles.
CUT OFF > 30°.



IP 44 A+



COLOUR TEMPERATURE **4000K**

COD	💡	lm
28VT18L49010ME	18W 10°	2316
28VT18L49020ME	18W 20°	2316
28VT18L49040ME	18W 40°	2316
28VT18L49070ME	18W 70°	2316
28VT25L49010ME	25W 10°	3151
28VT25L49020ME	25W 20°	3151
28VT25L49040ME	25W 40°	3151
28VT25L49070ME	25W 70°	3151

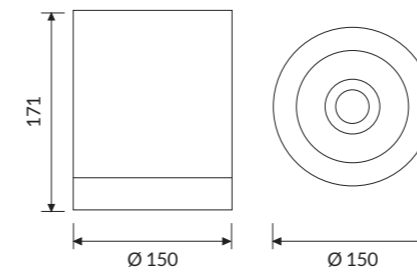
COLOUR TEMPERATURE **3000K**

COD	💡	lm
28VT18L39010ME	18W 10°	2240
28VT18L39020ME	18W 20°	2240
28VT18L39040ME	18W 40°	2240
28VT18L39070ME	18W 70°	2240
28VT25L39010ME	25W 10°	3048
28VT25L39020ME	25W 20°	3048
28VT25L39040ME	25W 40°	3048
28VT25L39070ME	25W 70°	3048

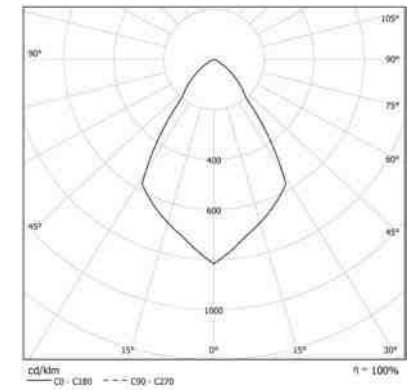
HALL LED CEILING EVO LARGE

OPTIC

Internal aluminum reflectors:
12°- 20°- 40° - 70° beam angles.
CUT OFF > 30°.



IP 44 A+



COLOUR TEMPERATURE **4000K**

COD	💡	lm
28VT35L49012LE	35W 12°	4029
28VT35L49020LE	35W 20°	4029
28VT35L49040LE	35W 40°	4029
28VT35L49070LE	35W 70°	4029
28VT38L49012LE	38W 12°	4214
28VT38L49020LE	38W 20°	4214
28VT38L49040LE	38W 40°	4214
28VT38L49070LE	38W 70°	4214
28VT52L49012LE	52W 12°	5647
28VT52L49020LE	52W 20°	5647
28VT52L49040LE	52W 40°	5647
28VT52L49070LE	52W 70°	5647

COLOUR TEMPERATURE **3000K**

COD	💡	lm
28VT35L39012LE	35W 12°	3897
28VT35L39020LE	35W 20°	3897
28VT35L39040LE	35W 40°	3897
28VT35L39070LE	35W 70°	3897
28VT38L39012LE	38W 12°	4100
28VT38L39020LE	38W 20°	4100
28VT38L39040LE	38W 40°	4100
28VT38L39070LE	38W 70°	4100
28VT52L39012LE	52W 12°	5494
28VT52L39020LE	52W 20°	5494
28VT52L39040LE	52W 40°	5494
28VT52L39070LE	52W 70°	5494

Accessories



28AA16SE

Wire suspension kit for SMALL version. Cable length 3000mm.



28AA16ME

Wire suspension kit for MEDIUM version. Cable length 3000mm.



28AA16LE

Wire suspension kit for LARGE version. Cable length 3000mm.



28AA165PSE

5 pole-powered supply box for SMALL version. Cable length 3000mm.



28AA165PME

5 pole-powered supply box for MEDIUM version. Cable length 3000mm.



28AA165PLE

5 pole-powered supply box for LARGE version. Cable length 3000mm.

ANTI-GLARE RINGS

Anti-glare rings that allow to focus the light beam hiding the light source. They perfectly fit in art galleries, museums and retail areas to value the subject with accent light without annoying glare issues.



28AA60AGW: Mini version
White RAL 9003 ring.

28AA60AGWBK: Mini version
White RAL 9003 ring with
black RAL 9005 interior.

28AA60AGBK: Mini version
Black RAL 9005 ring.



28AA80SAGW: Small version
White RAL 9003 ring.

28AA80SAGWBK: Small version
White RAL 9003 ring with
black RAL 9005 interior.

28AA80SAGBK: Small version
Black RAL 9005 ring.



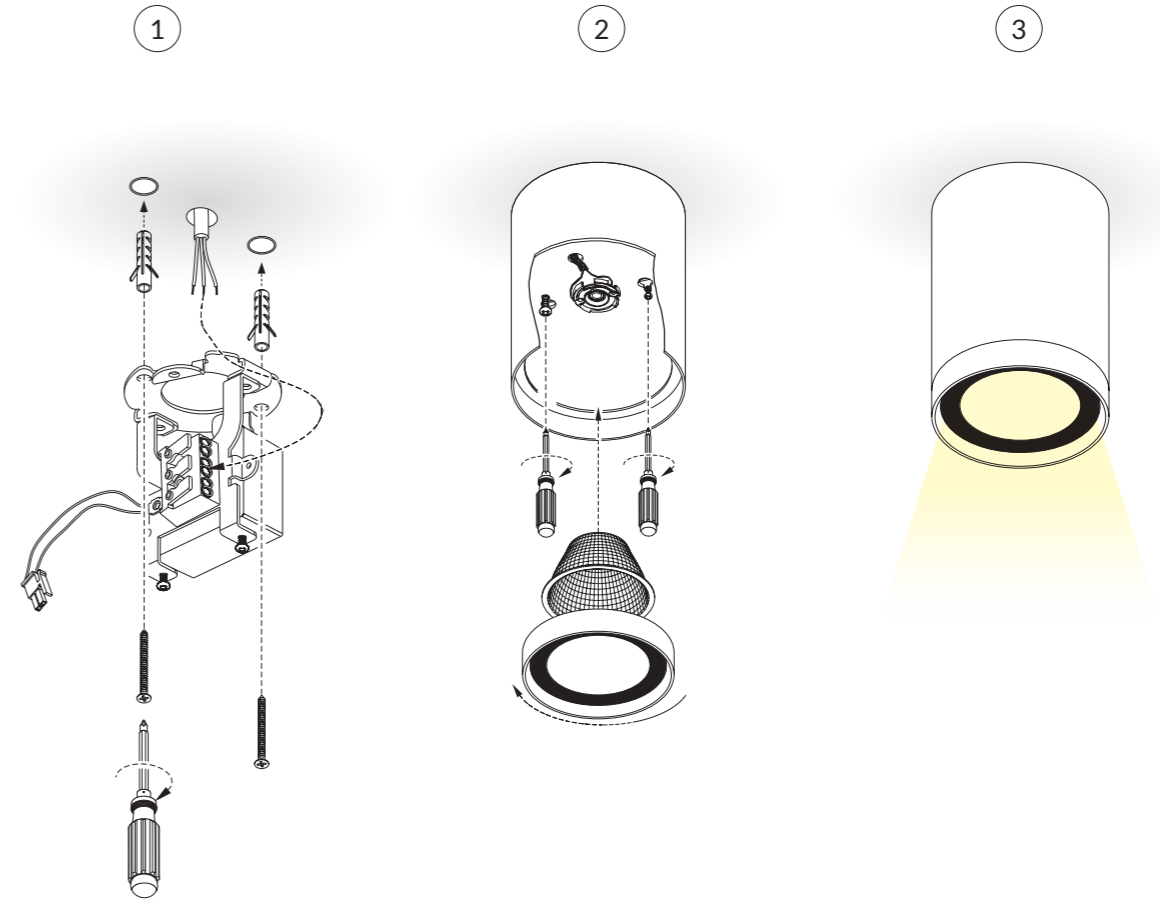
28AA110MAGW: Medium version
White RAL 9003 ring.

28AA110MAGWBK: Medium version
White RAL 9003 ring with
black RAL 9005 interior.

28AA110MAGBK: Medium version
Black RAL 9005 ring.

Technical Note

INSTALLATION



HALL LED ESSENTIAL CEILING




ID CODE: 28

The simple shape and the recessed optic of this surface mounted LED downlight creates a contemporary aesthetic, whilst optimising the light distribution in a homogeneous way. Characterized by a **pure and essential form**, is ideal for residential and hospitality applications.









Design
esse-ci

FEATURES

-  Direct Emission
-  UGR < 22
-  IP 44




LED

-  3000K/4000K
-  >92 lm/W
-  CRI >90
-  Eye safety: RG0/RG1
-  Mac Adams 3
-  L80/B10 >50.000h

CERTIFICATIONS

-  CE
-  A
-  5 years warranty

ON REQUEST

-  DALI - RDD code (verify the version)
-  Bluetooth - BT code (verify the version)
-  2700K - 5000K

Specifications · SMD LED technology
· Built-in driver


Optic Polycarbonate frosted diffuser.

Body Polycarbonate body and die-cast aluminum heat sink.

Colour ○ White RAL 9003 matt - Code: B
● Black RAL 9005 matt - Code: C8


DOWNLIGHT

HALL LED ESSENTIAL CEILING



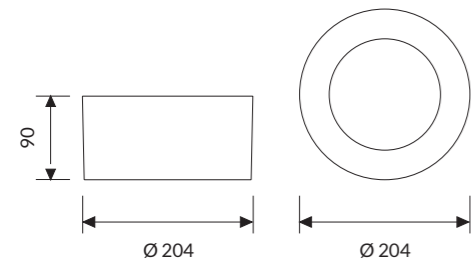
DOWNLIGHT

HALL LED ESSENTIAL CEILING

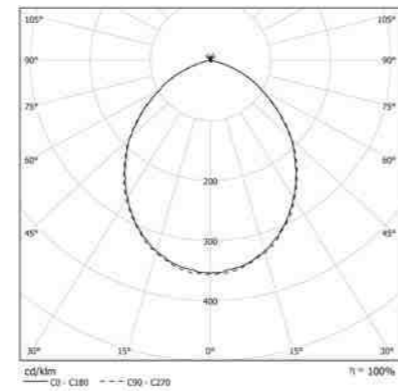


OPTIC

Polycarbonate frosted diffuser
 90° beam angle.
 CUT OFF > 10°.

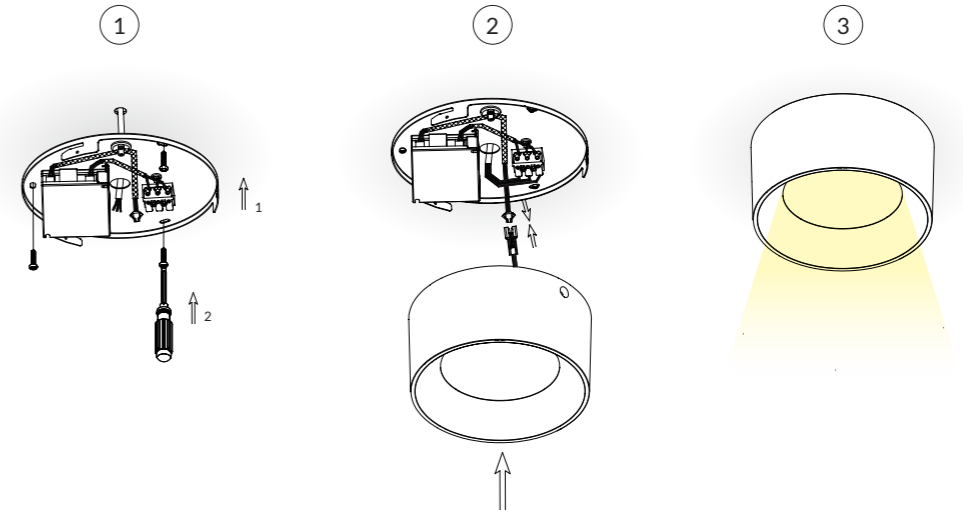


IP 44 A



Technical Note

INSTALLATION



COLOUR TEMPERATURE

4000K

3000K

COD	💡	lm
28PG15L490	15W	1380
28PG21L490	21W	1932

COD	💡	lm
28PG15L390	15W	1242
28PG21L390	21W	1739

TERES 282

QI 296

TERES EXTE 306

TERES




ID CODE: 14

TERES, a collection of sophisticated and professional spotlights for track applications. Thanks to the **built-in driver** and the **slim and elegant design**, TERES completely integrates with the environment without being invasive. With delivered efficacy of up to 130lm/cW, TERES offers end users an energy efficient yet contemporary lighting solution for a wide range of applications. **New for 2020** is the "Intelligent Zoom" version with dynamic beam, controllable via the Casambi App for smartphone and tablet - **innovative, intelligent, and easily adaptable** to constantly changing spaces. The new **Wall Washer** version with asymmetric beam completes this wide range, which has now become the reference point in the world of modern LED spotlights.







See also:

TERES EXTE	p. 306
TERES MICRO ZOOM	p. 316
TERES LV	p. 320

FEATURES

-  Direct Emission
-  UGR < 19
-  IP40




LED

-  3000K/4000K
-  >113 lm/W
-  CRI >90
-  Eye safety: RG0/RG1
-  Mac Adams 3
-  L80/B10 >50.000h

CERTIFICATIONS

-  CE
-  A+
-  5 years warranty
-  ETL

ON REQUEST

-  DALI - RDD code (verify the version)
-  Bluetooth - BT code (verify the version)
-  2700K - 5000K



Design
esse-ci

Specifications · LED CoB technology
· Built-in driver

Optic · Reflectors from 10° - 15° - 20° - 36° - 40° - 50° - 70° beam angles
· ZOOM internal reflectors with adjustable emission from 25° to 60°
· Polycarbonate dynamic beam shaping lens controllable via Casambi App
· Asymmetric beam for wall washing

Body Manufactured from pressure die-cast aluminum with epoxy powder coating..

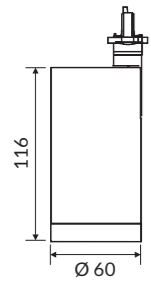
Colour ○ White RAL 9003 wrinkled - Code: W
● Black RAL 9005 wrinkled - Code: BK



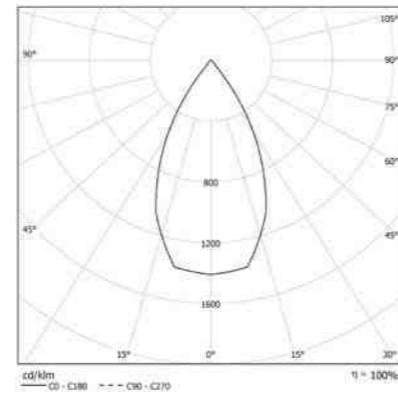
TERES MINI

OPTIC

Internal aluminum reflectors:
15° - 20° - 36° - 50° beam angles.



IP 40 A+



COLOUR TEMPERATURE

4000K

3000K

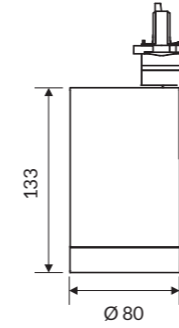
COD	💡	lm
14VT9L49015	9W 15°	1094
14VT9L49020	9W 20°	1094
14VT9L49036	9W 36°	1094
14VT9L49050	9W 50°	1094

COD	💡	lm
14VT9L39015	9W 15°	923
14VT9L39020	9W 20°	923
14VT9L39036	9W 36°	923
14VT9L39050	9W 50°	923

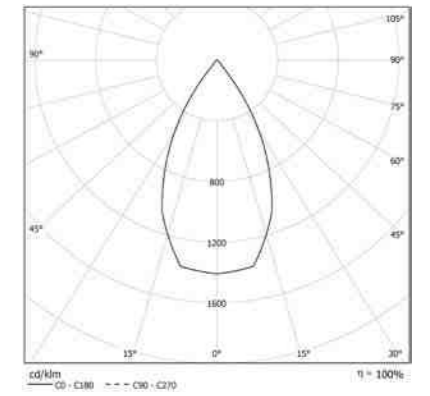
TERES SMALL

OPTIC

Internal aluminum reflectors:
10° - 20° - 40° - 50° beam angles.



IP 40 A+



COLOUR TEMPERATURE

4000K

3000K

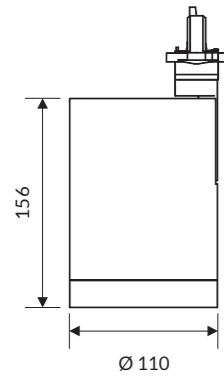
COD	💡	lm
14VT13L49010S	13W 10°	1467
14VT13L49020S	13W 20°	1467
14VT13L49040S	13W 40°	1467
14VT13L49050S	13W 50°	1467
14VT18L49010S	18W 10°	1991
14VT18L49020S	18W 20°	1991
14VT18L49040S	18W 40°	1991
14VT18L49050S	18W 50°	1991

COD	💡	lm
14VT13L39010S	13W 10°	1335
14VT13L39020S	13W 20°	1335
14VT13L39040S	13W 40°	1335
14VT13L39050S	13W 50°	1335
14VT18L39010S	18W 10°	1812
14VT18L39020S	18W 20°	1812
14VT18L39040S	18W 40°	1812
14VT18L39050S	18W 50°	1812

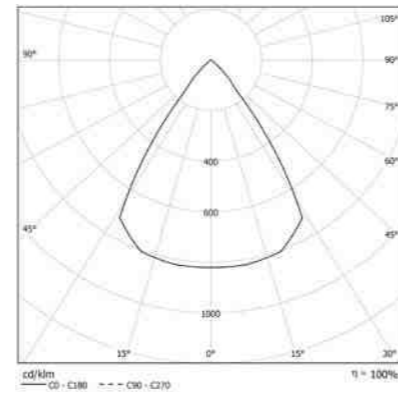
TERES MEDIUM

OPTIC

Internal aluminum reflectors:
10°- 20°- 40° - 70° beam angles.



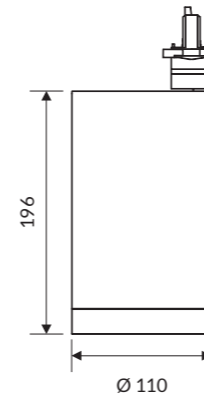
IP 40 A+



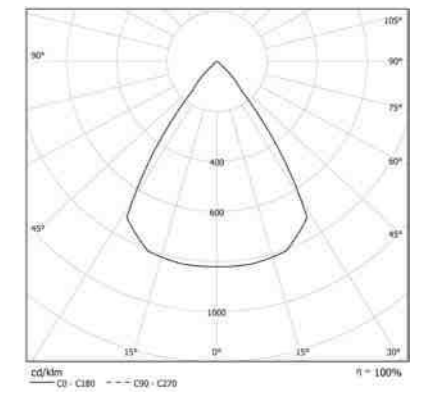
TERES HF

OPTIC

Internal aluminum reflectors:
10°- 20°- 40° - 70° beam angles.



IP 20 A+



COLOUR TEMPERATURE

4000K

3000K

COD	💡	lm
14VT18L49010M	18W 10°	2086
14VT18L49020M	18W 20°	2086
14VT18L49040M	18W 40°	2086
14VT18L49070M	18W 70°	2086
14VT25L49010M	25W 10°	2874
14VT25L49020M	25W 20°	2874
14VT25L49040M	25W 40°	2874
14VT25L49070M	25W 70°	2874
14VT33L49010M	33W 10°	3683
14VT33L49020M	33W 20°	3683
14VT33L49040M	33W 40°	3683
14VT33L49070M	33W 70°	3683

COD	💡	lm
14VT18L39010M	18W 10°	1898
14VT18L39020M	18W 20°	1898
14VT18L39040M	18W 40°	1898
14VT18L39070M	18W 70°	1898
14VT25L39010M	25W 10°	2615
14VT25L39020M	25W 20°	2615
14VT25L39040M	25W 40°	2615
14VT25L39070M	25W 70°	2615
14VT33L39010M	33W 10°	3566
14VT33L39020M	33W 20°	3566
14VT33L39040M	33W 40°	3566
14VT33L39070M	33W 70°	3566

COLOUR TEMPERATURE

4000K

3000K

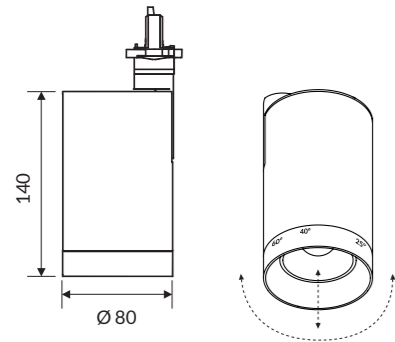
COD	💡	lm
14VT36L49010HF	36W 10°	4091
14VT36L49020HF	36W 20°	4091
14VT36L49040HF	36W 40°	4091
14VT36L49070HF	36W 70°	4091
14VT42L49010HF	42W 10°	4873
14VT42L49020HF	42W 20°	4873
14VT42L49040HF	42W 40°	4873
14VT42L49070HF	42W 70°	4873
14VT50L49010HF	50W 10°	5243
14VT50L49020HF	50W 20°	5243
14VT50L49040HF	50W 40°	5243
14VT50L49070HF	50W 70°	5243

COD	💡	lm
14VT36L39010HF	36W 10°	3719
14VT36L39020HF	36W 20°	3719
14VT36L39040HF	36W 40°	3719
14VT36L39070HF	36W 70°	3719
14VT42L39010HF	42W 10°	4440
14VT42L39020HF	42W 20°	4440
14VT42L39040HF	42W 40°	4440
14VT42L39070HF	42W 70°	4440
14VT50L39010HF	50W 10°	4774
14VT50L39020HF	50W 20°	4774
14VT50L39040HF	50W 40°	4774
14VT50L39070HF	50W 70°	4774

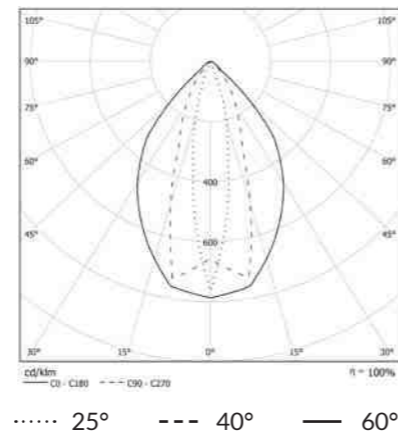
TERES ZOOM SMALL

OPTIC

Polycarbonate lens:
adjustable emission from 25 ° to 60 °.



IP 40 A+



COLOUR TEMPERATURE **4000K**

COD	💡	lm
14ZM13L490S	13W	1634

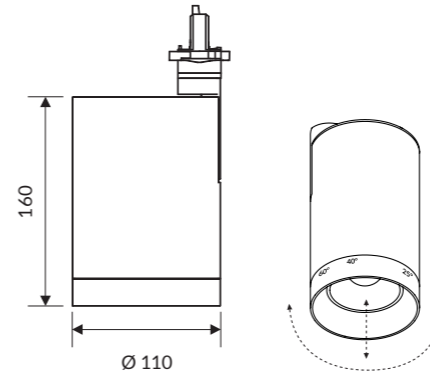
COLOUR TEMPERATURE **3000K**

COD	💡	lm
14ZM13L390S	13W	1485

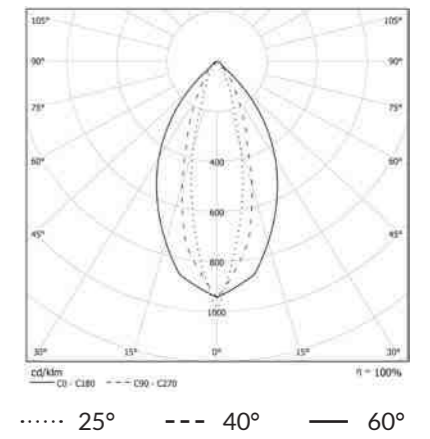
TERES ZOOM MEDIUM

OPTIC

Polycarbonate lens:
adjustable emission from 25 ° to 60 °.



IP 40 A+



COLOUR TEMPERATURE **4000K**

COD	💡	lm
14ZM18L490M	18W	2182
14ZM25L490M	25W	3031
14ZM33L490M	33W	3380

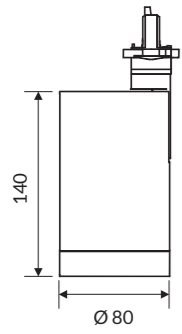
COLOUR TEMPERATURE **3000K**

COD	💡	lm
14ZM18L390M	18W	2040
14ZM25L390M	25W	2833
14ZM33L390M	33W	3130

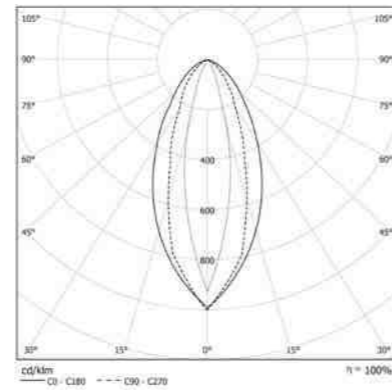
TERES IZ SMALL

OPTIC

Polycarbonate dynamic beam shaping lens between a 10° spot and a 50° flood controllable via Casambi App for smartphone and tablet.



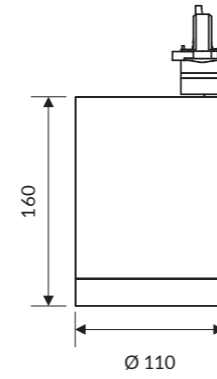
IP 40 A+



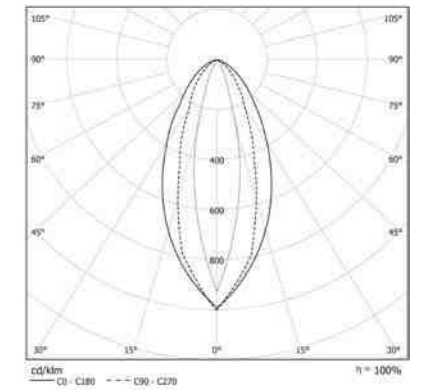
TERES IZ MEDIUM

OPTIC

Polycarbonate dynamic beam shaping lens between a 10° spot and a 50° flood controllable via Casambi App for smartphone and tablet.



IP 40 A+



COLOUR TEMPERATURE

4000K

3000K

COD	💡	lm
14IZ13L490S	13W	975

COD	💡	lm
14IZ13L390S	13W	887

COLOUR TEMPERATURE

4000K

3000K

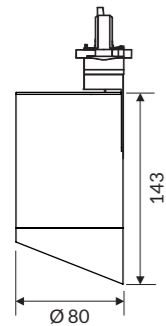
COD	💡	lm
14IZ18L490M	18W	1350
14IZ25L490M	25W	1875

COD	💡	lm
14IZ18L390M	18W	1224
14IZ25L390M	25W	1700

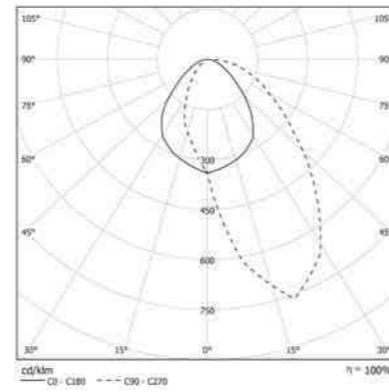
TERES WW SMALL

OPTIC

Polycarbonate lens for wall washing.



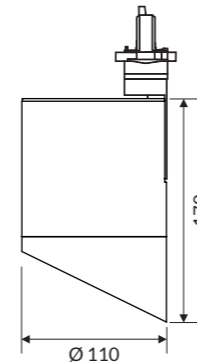
IP 40 A+



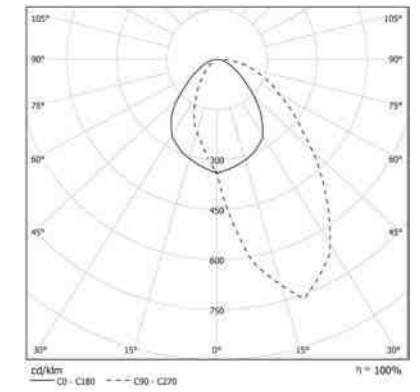
TERES WW MEDIUM

OPTIC

Polycarbonate lens for wall washing.



IP 40 A+



COLOUR TEMPERATURE

4000K

3000K

COD	💡	lm
14WW13L490S	13W	1339
14WW18L490S	18W	1871

COD	💡	lm
14WW13L390S	13W	1289
14WW18L390S	18W	1782

COLOUR TEMPERATURE

4000K

3000K

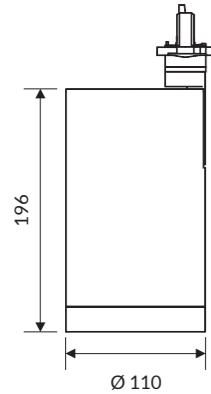
COD	💡	lm
14WW18L490M	18W	1887
14WW25L490M	25W	2619
14WW33L490M	33W	3391

COD	💡	lm
14WW18L390M	18W	1797
14WW25L390M	25W	2495
14WW33L390M	33W	3293

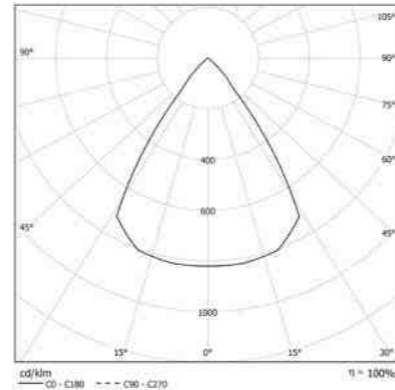
TERES HF FOOD

OPTIC

Internal aluminum reflectors:
10°- 20°- 40° - 70° beam angles.



IP 20 A+



COLOUR TEMPERATURE: BREAD

COD	Light Icon	lm
14VT38BR10HF	38W 10° BREAD	2366
14VT38BR20HF	38W 20° BREAD	2366
14VT38BR40HF	38W 40° BREAD	2366
14VT38BR70HF	38W 70° BREAD	2366
14VT54BR10HF	54W 10° BREAD	3537
14VT54BR20HF	54W 20° BREAD	3537
14VT54BR40HF	54W 40° BREAD	3537
14VT54BR70HF	54W 70° BREAD	3537

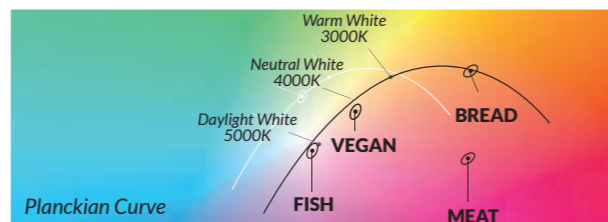
COLOUR TEMPERATURE: MEAT

COD	Light Icon	lm
14VT38MT10HF	38W 10° MEAT	1788
14VT38MT20HF	38W 20° MEAT	1788
14VT38MT40HF	38W 40° MEAT	1788
14VT38MT70HF	38W 70° MEAT	1788
14VT54MT10HF	54W 10° MEAT	2516
14VT54MT20HF	54W 20° MEAT	2516
14VT54MT40HF	54W 40° MEAT	2516
14VT54MT70HF	54W 70° MEAT	2516

COLOUR TEMPERATURE: FISH

COD	Light Icon	lm
14VT38FH10HF	38W 10° FISH	2628
14VT38FH20HF	38W 20° FISH	2628
14VT38FH40HF	38W 40° FISH	2628
14VT38FH70HF	38W 70° FISH	2628
14VT54FH10HF	54W 10° FISH	3857
14VT54FH20HF	54W 20° FISH	3857
14VT54FH40HF	54W 40° FISH	3857
14VT54FH70HF	54W 70° FISH	3857

FOOD - Specialized led modules



- **BREAD:** to enhance cheeses and bakery.
- **MEAT / FRESH MEAT:** for inviting red meats and charcuterie.
- **FISH:** to exalt the freshness and brilliance of the fish.
- **CRI > 90 version** with 3000K / 4000K colour temperature fixtures, are used to enhance fruit and wine departments.

Accessories

ANTI-GLARE RINGS

Anti-glare rings allow users to focus the beam of light whilst hiding the actual light source. They are ideal for use in projects such as art galleries, museums and retail areas to ensure merchandise & artifacts are perfectly lit without any annoying glare issues.



14AA60AGW: TERES MINI
White RAL 9003 ring.

14AA60AGWBK: TERES MINI
White RAL 9003 ring with black RAL 9005 interior.

14AA60AGBK: TERES MINI
Black RAL 9005 ring.



14AA80AGW: TERES SMALL
White RAL 9003 ring.

14AA80AGWBK: TERES SMALL
White RAL 9003 ring with black RAL 9005 interior.

14AA80AGBK: TERES SMALL
Black RAL 9005 ring.



14AA110AGW: TERES MEDIUM e HF
White RAL 9003 ring.

14AA110AGWBK: TERES MEDIUM e HF
White RAL 9003 ring with black RAL 9005 interior.

14AA110AGBK: TERES MEDIUM e HF
Black RAL 9005 ring.

TERES OPTICS



14AAVTS
TERES SMALL
Transparent Glass.



14AAMGS
TERES SMALL
Frosted Glass.



14AASLS
TERES SMALL
Sculpture optic.



14AANDS
TERES SMALL
Honeycomb optic.



14AAVTM
TERES MEDIUM
Transparent Glass.



14AAMGM
TERES MEDIUM
Frosted Glass.



14AASLM
TERES MEDIUM
Sculpture optic.



14AANDM
TERES MEDIUM
Honeycomb optic.

QI

ID CODE: 19

QI is an exciting lighting concept set to revolutionize the way designers consider traditional 3-circuit lighting track applications. Perfect for retrofit or new designs, QI fits seamlessly within regular EU tracks. The types of applications are only restricted by the designers imagination, but with its wide range of power and outputs, integrated driver, choice of beam angles including asymmetric light distribution, QI is perfect for retail, museum, educational and commercial projects, to name but a few.



Design
Quargnale // esse-ci

FEATURES

- Direct Emission
- UGR <22
- IP 40

LED

- 3000K/4000K
- >90 lm/W; >105 lm/W
- CRI >90
- Eye safety: RG0/RG1
- Mac Adams 3
- L80/B10 >50.000h

CERTIFICATIONS

- CE
- A+
- 5 years warranty

ON REQUEST

- DALI - RDD code (verify the version)

Specifications Built-in driver.


Optic

- Frosted acrylic diffuser for diffused emission
- Polycarbonate lens for asymmetrical emission

Body Body in extruded aluminum with polycarbonate electrical adapter compatible with EUtrack.

Colour

- White RAL 9003 - Code: B
- Grey RAL 9006 - Code: C2
- Black RAL 9011 - Code: C8



SPOTLIGHT

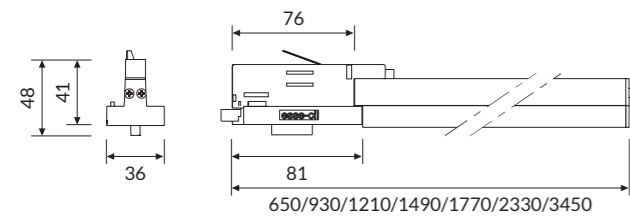
QI

SPOTLIGHT

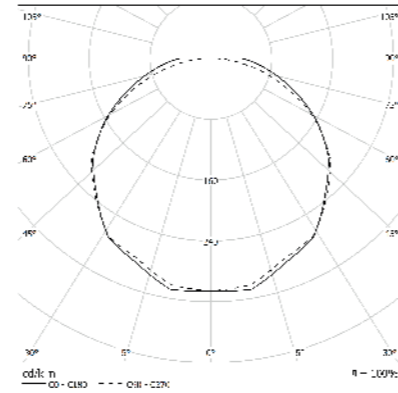
QI PG LOW POWER

OPTIC

Methacrylate satin antistatic diffuser screen, UGR<22.
ILC (Indirect Light Control) technology for partially indirect emission.



IP 40 A+



COLOUR TEMPERATURE 4000K

COD	💡	lm	mm
19PG12L490	12W	1077	650
19PG18L490	18W	1615	930
19PG24L490	24W	2153	1210
19PG30L490	30W	2692	1490
19PG36L490	36W	3230	1770
19PG48L490	48W	4308	2330
19PG72L490	72W	6460	3450

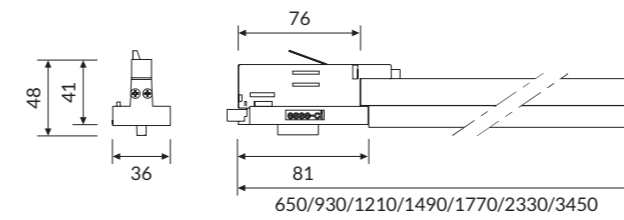
COLOUR TEMPERATURE 3000K

COD	💡	lm	mm
19PG12L390	12W	1032	650
19PG18L390	18W	1548	930
19PG24L390	24W	2064	1210
19PG30L390	30W	2580	1490
19PG36L390	36W	3096	1770
19PG48L390	48W	4128	2330
19PG72L390	72W	6192	3450

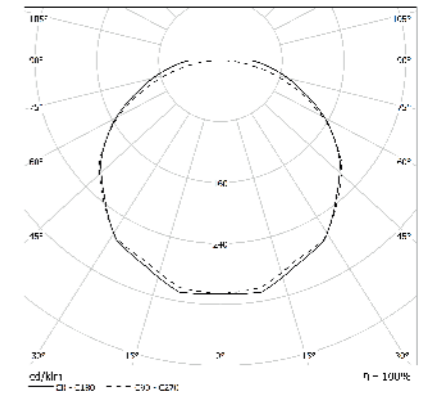
QI PG HIGH POWER

OPTIC

Methacrylate satin antistatic diffuser screen, UGR<22.
ILC (Indirect Light Control) technology for partially indirect emission.



IP 40 A+



COLOUR TEMPERATURE 4000K

COD	💡	lm	mm
19PG24L490HP	24W	2234	650
19PG36L490HP	36W	3351	930
19PG48L490HP	48W	4468	1210
19PG60L490HP	60W	5585	1490
19PG72L490HP	72W	6702	1770
19PG96L490HP	96W	8936	2330
19PG144L490HP	144W	13404	3450

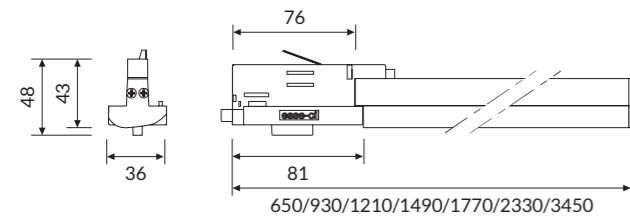
COLOUR TEMPERATURE 3000K

COD	💡	lm	mm
19PG24L390HP	24W	2160	650
19PG36L390HP	36W	3240	930
19PG48L390HP	48W	4320	1210
19PG60L390HP	60W	5400	1490
19PG72L390HP	72W	6480	1770
19PG96L390HP	96W	8640	2330
19PG144L390HP	144W	12960	3450

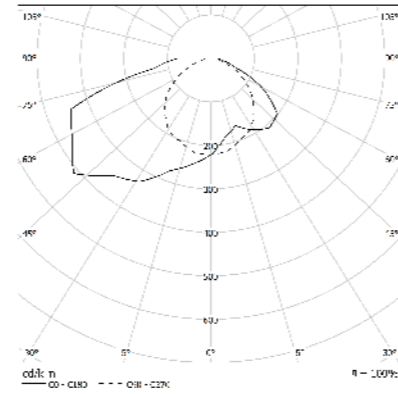
QI AS-DX LOW POWER

OPTIC

Polycarbonate lens for asymmetrical beam for installation to maximum 3 meters height.



IP 40 A'



COLOUR TEMPERATURE **4000K**

COD	💡	lm	mm
19AS12L490DX	12W	1352	650
19AS18L490DX	18W	2029	930
19AS24L490DX	24W	2705	1210
19AS30L490DX	30W	3381	1490
19AS36L490DX	36W	4057	1770
19AS48L490DX	48W	5409	2330
19AS72L490DX	72W	8114	3450

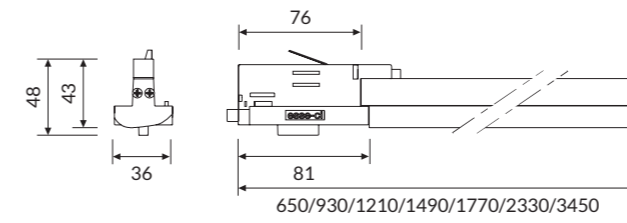
COLOUR TEMPERATURE **3000K**

COD	💡	lm	mm
19AS12L390DX	12W	1308	650
19AS18L390DX	18W	1962	930
19AS24L390DX	24W	2616	1210
19AS30L390DX	30W	3270	1490
19AS36L390DX	36W	3924	1770
19AS48L390DX	48W	5232	2330
19AS72L390DX	72W	7848	3450

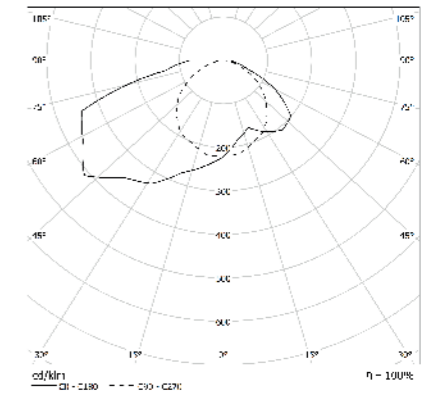
QI AS-DX HIGH POWER

OPTIC

Polycarbonate lens for asymmetrical beam for installation to maximum 3 meters height.



IP 40 A'



COLOUR TEMPERATURE **4000K**

COD	💡	lm	mm
19AS24L490HPDX	24W	2705	650
19AS36L490HPDX	36W	4057	930
19AS48L490HPDX	48W	5410	1210
19AS60L490HPDX	60W	6762	1490
19AS72L490HPDX	72W	8114	1770
19AS96L490HPDX	96W	10818	2330
19AS144L490HPDX	144W	16228	3450

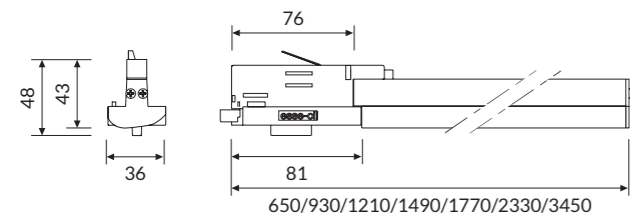
COLOUR TEMPERATURE **3000K**

COD	💡	lm	mm
19AS24L390HPDX	24W	2616	650
19AS36L390HPDX	36W	3924	930
19AS48L390HPDX	48W	5232	1210
19AS60L390HPDX	60W	6540	1490
19AS72L390HPDX	72W	7848	1770
19AS96L390HPDX	96W	10464	2330
19AS144L390HPDX	144W	15696	3450

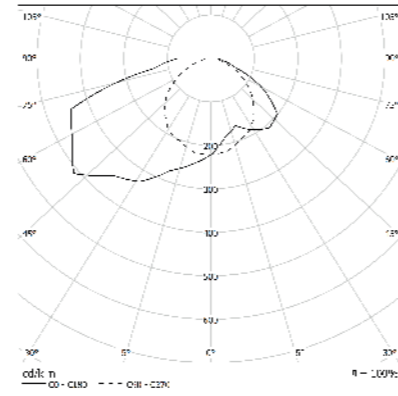
QI AS-SX LOW POWER

OPTIC

Polycarbonate lens for asymmetrical beam for installation to maximum 3 meters height.



IP 40 A+



COLOUR TEMPERATURE 4000K

COD	💡	lm	mm
19AS12L490SX	12W	1352	650
19AS18L490SX	18W	2029	930
19AS24L490SX	24W	2705	1210
19AS30L490SX	30W	3381	1490
19AS36L490SX	36W	4057	1770
19AS48L490SX	48W	5409	2330
19AS72L490SX	72W	8114	3450

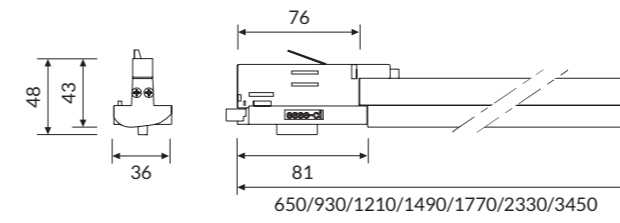
COLOUR TEMPERATURE 3000K

COD	💡	lm	mm
19AS12L390SX	12W	1308	650
19AS18L390SX	18W	1962	930
19AS24L390SX	24W	2616	1210
19AS30L390SX	30W	3270	1490
19AS36L390SX	36W	3924	1770
19AS48L390SX	48W	5232	2330
19AS72L390SX	72W	7848	3450

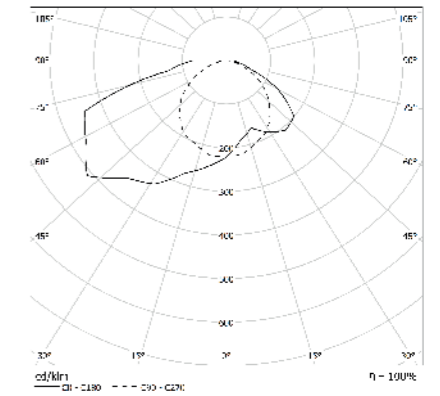
QI AS-SX HIGH POWER

OPTIC

Polycarbonate lens for asymmetrical beam for installation to maximum 3 meters height.



IP 40 A+



COLOUR TEMPERATURE 4000K

COD	💡	lm	mm
19AS24L490HPSX	24W	2705	650
19AS36L490HPSX	36W	4057	930
19AS48L490HPSX	48W	5410	1210
19AS60L490HPSX	60W	6762	1490
19AS72L490HPSX	72W	8114	1770
19AS96L490HPSX	96W	10818	2330
19AS144L490HPSX	144W	16228	3450

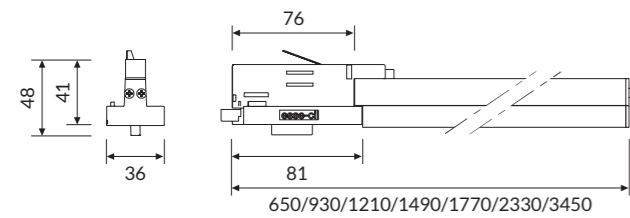
COLOUR TEMPERATURE 3000K

COD	💡	lm	mm
19AS24L390HPSX	24W	2616	650
19AS36L390HPSX	36W	3924	930
19AS48L390HPSX	48W	5232	1210
19AS60L390HPSX	60W	6540	1490
19AS72L390HPSX	72W	7848	1770
19AS96L390HPSX	96W	10464	2330
19AS144L390HPSX	144W	15696	3450

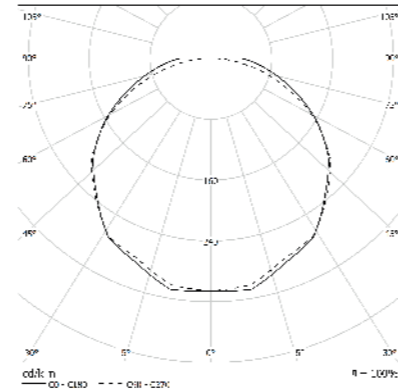
QI PG FOOD

OPTIC

Methacrylate satin antistatic diffuser screen, UGR<22.
ILC (Indirect Light Control) technology for partially indirect emission.



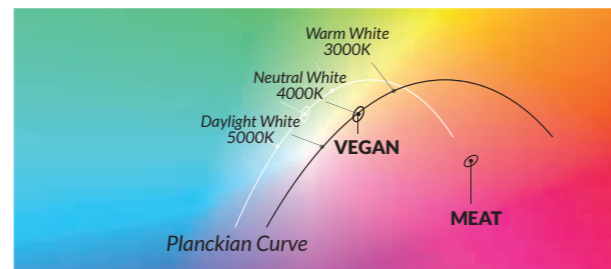
IP 40 A+



COLOUR TEMPERATURE: FRESH MEAT - VEGAN

COD	Light Bulb Icon	Power	lm	mm
19PG24FM	24W FRESH MEAT	960	650	
19PG36FM	36W FRESH MEAT	1440	930	
19PG48FM	48W FRESH MEAT	1920	1210	
19PG60FM	60W FRESH MEAT	2400	1490	
19PG72FM	72W FRESH MEAT	2880	1770	
19PG96FM	96W FRESH MEAT	3840	2330	
19PG144FM	144W FRESH MEAT	5760	3450	
19PG24VG	24W VEGAN	1296	650	
19PG36VG	36W VEGAN	1944	930	
19PG48VG	48W VEGAN	2592	1210	
19PG60VG	60W VEGAN	3240	1490	
19PG72VG	72W VEGAN	3888	1770	
19PG96VG	96W VEGAN	5184	2330	
19PG144VG	144W VEGAN	7776	3450	

FOOD - Specialized led modules



- **MEAT / FRESH MEAT:** the red tones are very strong, for a fresh and inviting presentation of red meats and charcuterie.
- **VEGAN:** used to enhance the natural colour of the products and are suitable to light fruit and wine departments.

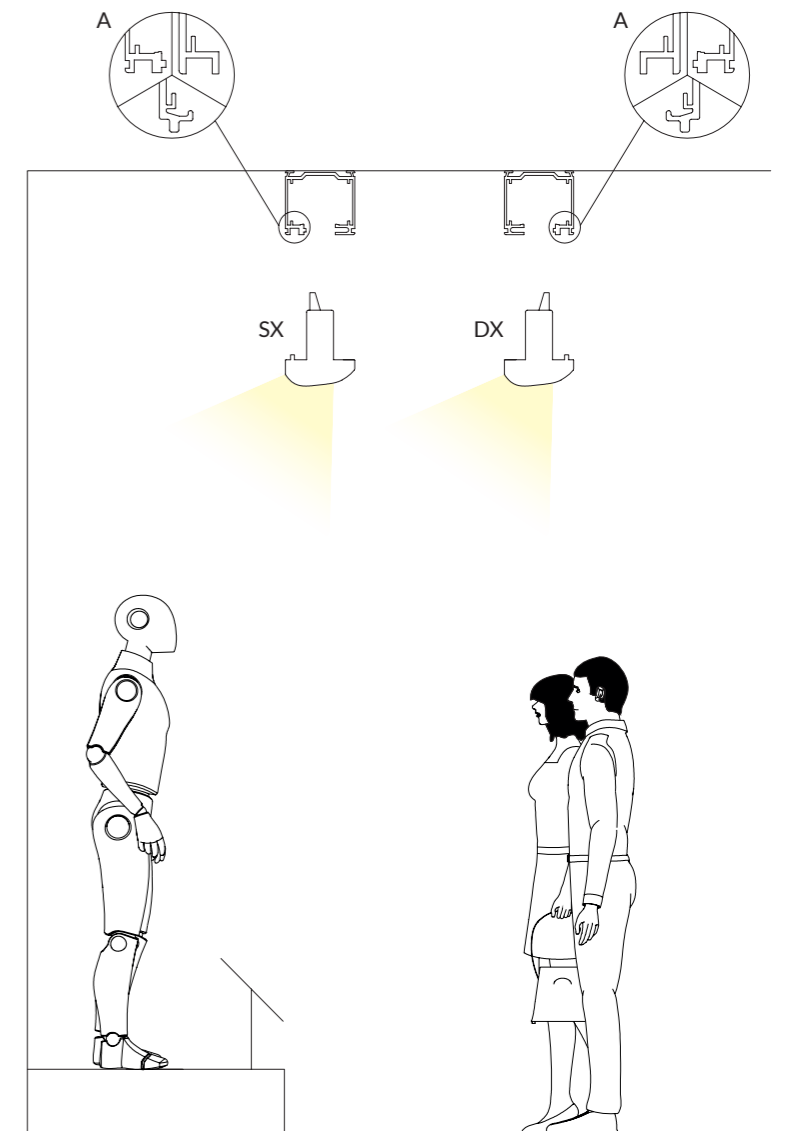
Technical Note

QI APPLICATION ON TRACK



QI AS APPLICATION ON EXISTING TRACK

In case of QI AS application on existing tracks, be careful to use the left or right version of the devices in order to direct the asymmetric flow properly.
The proper device must be chosen according to the "A" detail of the track (QI AS-SX or QI AS-DX).



TERES EXTE

ID CODE: 14

TERES EXTE perfectly compliments the track version of the range, but is for **direct ceiling or recessed slot installation**. Thanks to the **integrated driver**, minimalist design and purity of shape, it's suitable for all applications, including retail, museum and commercial applications; a harmonious fusion of general lighting and fine accent light. The COVE mounting version of TERES EXTE facilitates installation on ledges and perimeter lighting slots, due to its flat, unobtrusive housing.




See also:

TERES p. 282
TERES MICRO ZOOM p. 316
TERES LV p. 320









Design
esse-ci

FEATURES

-  Direct Emission
-  UGR < 19
-  IP 40




LED

-  3000K/4000K
-  >90 lm/W; >113 lm/W
-  CRI >90
-  Eye safety: RG0/RG1
-  Mac Adams 3
-  L80/B10 >50.000h

CERTIFICATIONS

-  CE
-  A+
-  5 years warranty
- 

ON REQUEST


-  DALI - RDD code (verify the version)
-  Bluetooth - BT code (verify the version)
-  2700K - 5000K

Specifications · LED CoB technology
· Built-in driver

Optic Reflectors from 10° - 20° - 40° - 50° - 70° beam angles.

Body Manufactured from pressure die-cast aluminum with epoxy powder coating.

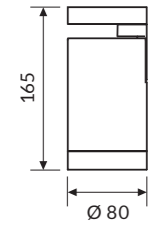
Colour ○ White RAL 9003 wrinkled - Code: W
● Black RAL 9005 wrinkled - Code: BK



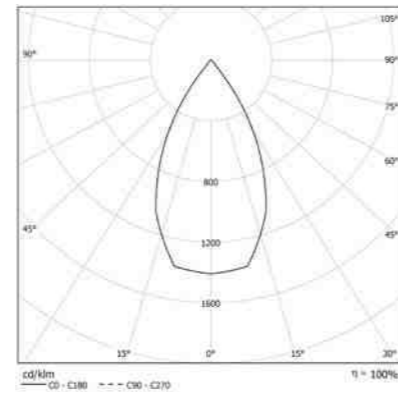
TERES EXTE CEILING SMALL

OPTIC

Internal aluminum reflectors:
10°- 20°- 40° - 50° beam angles.



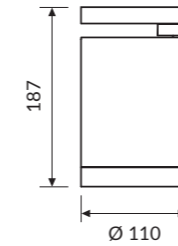
IP 40 A+



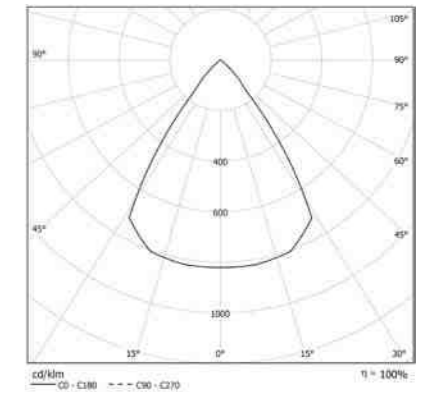
TERES EXTE CEILING MEDIUM

OPTIC

Internal aluminum reflectors:
10°- 20°- 40° - 70° beam angles.



IP 40 A+



COLOUR TEMPERATURE

4000K

3000K

COD	💡	lm
14VT13L49010SP	13W 10°	1467
14VT13L49020SP	13W 20°	1467
14VT13L49040SP	13W 40°	1467
14VT13L49050SP	13W 50°	1467
14VT18L49010SP	18W 10°	1991
14VT18L49020SP	18W 20°	1991
14VT18L49040SP	18W 40°	1991
14VT18L49050SP	18W 50°	1991

COD	💡	lm
14VT13L39010SP	13W 10°	1335
14VT13L39020SP	13W 20°	1335
14VT13L39040SP	13W 40°	1335
14VT13L39050SP	13W 50°	1335
14VT18L39010SP	18W 10°	1812
14VT18L39020SP	18W 20°	1812
14VT18L39040SP	18W 40°	1812
14VT18L39050SP	18W 50°	1812

COLOUR TEMPERATURE

4000K

3000K

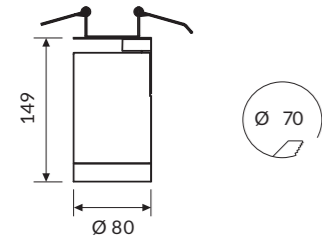
COD	💡	lm
14VT18L49010MP	18W 10°	2086
14VT18L49020MP	18W 20°	2086
14VT18L49040MP	18W 40°	2086
14VT18L49070MP	18W 70°	2086
14VT25L49010MP	25W 10°	2874
14VT25L49020MP	25W 20°	2874
14VT25L49040MP	25W 40°	2874
14VT25L49070MP	25W 70°	2874
14VT33L49010MP	33W 10°	3683
14VT33L49020MP	33W 20°	3683
14VT33L49040MP	33W 40°	3683
14VT33L49070MP	33W 70°	3683

COD	💡	lm
14VT18L39010MP	18W 10°	1898
14VT18L39020MP	18W 20°	1898
14VT18L39040MP	18W 40°	1898
14VT18L39070MP	18W 70°	1898
14VT25L39010MP	25W 10°	2615
14VT25L39020MP	25W 20°	2615
14VT25L39040MP	25W 40°	2615
14VT25L39070MP	25W 70°	2615
14VT33L39010MP	33W 10°	3566
14VT33L39020MP	33W 20°	3566
14VT33L39040MP	33W 40°	3566
14VT33L39070MP	33W 70°	3566

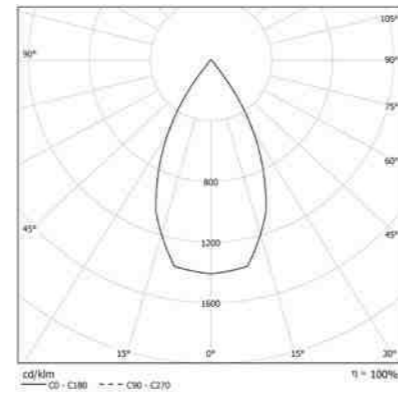
TERES EXTE RECESSED SMALL

OPTIC

Internal aluminum reflectors:
10°- 20°- 40° - 50° beam angles.



IP 40 A+



COLOUR TEMPERATURE

4000K

3000K

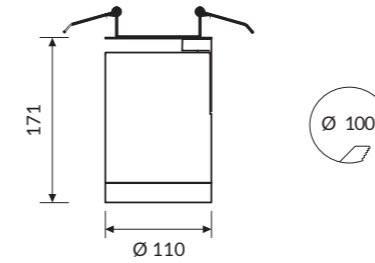
COD	Light Bulb Icon	lm
14VT13L49010SR	13W 10°	1467
14VT13L49020SR	13W 20°	1467
14VT13L49040SR	13W 40°	1467
14VT13L49050SR	13W 50°	1467
14VT18L49010SR	18W 10°	1991
14VT18L49020SR	18W 20°	1991
14VT18L49040SR	18W 40°	1991
14VT18L49050SR	18W 50°	1991

COD	Light Bulb Icon	lm
14VT13L39010SR	13W 10°	1335
14VT13L39020SR	13W 20°	1335
14VT13L39040SR	13W 40°	1335
14VT13L39050SR	13W 50°	1335
14VT18L39010SR	18W 10°	1812
14VT18L39020SR	18W 20°	1812
14VT18L39040SR	18W 40°	1812
14VT18L39050SR	18W 50°	1812

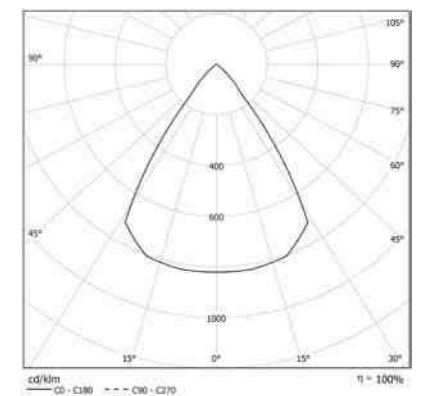
TERES EXTE RECESSED MEDIUM

OPTIC

Internal aluminum reflectors:
10°- 20°- 40° - 70° beam angles.



IP 40 A+



COLOUR TEMPERATURE

4000K

3000K

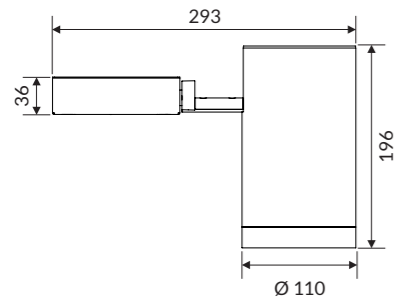
COD	Light Bulb Icon	lm
14VT18L49010MR	18W 10°	2086
14VT18L49020MR	18W 20°	2086
14VT18L49040MR	18W 40°	2086
14VT18L49070MR	18W 70°	2086
14VT25L49010MR	25W 10°	2874
14VT25L49020MR	25W 20°	2874
14VT25L49040MR	25W 40°	2874
14VT25L49070MR	25W 70°	2874
14VT33L49010MR	33W 10°	3683
14VT33L49020MR	33W 20°	3683
14VT33L49040MR	33W 40°	3683
14VT33L49070MR	33W 70°	3683

COD	Light Bulb Icon	lm
14VT18L39010MR	18W 10°	1898
14VT18L39020MR	18W 20°	1898
14VT18L39040MR	18W 40°	1898
14VT18L39070MR	18W 70°	1898
14VT25L39010MR	25W 10°	2615
14VT25L39020MR	25W 20°	2615
14VT25L39040MR	25W 40°	2615
14VT25L39070MR	25W 70°	2615
14VT33L39010MR	33W 10°	3566
14VT33L39020MR	33W 20°	3566
14VT33L39040MR	33W 40°	3566
14VT33L39070MR	33W 70°	3566

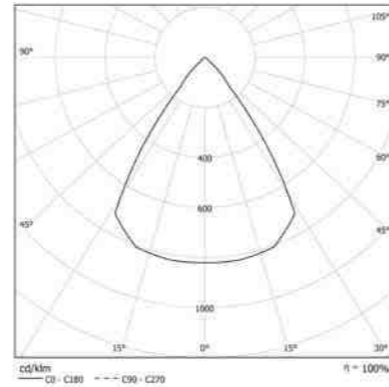
TERES EXTE COVE HF

OPTIC

Internal aluminum reflectors:
10°- 20°- 40° - 70° beam angles.



IP 40 A+



COLOUR TEMPERATURE

4000K

COD	Light Bulb Icon	lm
14VT36L49010HFC	36W 10°	4091
14VT36L49020HFC	36W 20°	4091
14VT36L49040HFC	36W 40°	4091
14VT36L49070HFC	36W 70°	4091
14VT42L49010HFC	42W 10°	4873
14VT42L49020HFC	42W 20°	4873
14VT42L49040HFC	42W 40°	4873
14VT42L49070HFC	42W 70°	4873
14VT50L49010HFC	50W 10°	5243
14VT50L49020HFC	50W 20°	5243
14VT50L49040HFC	50W 40°	5243
14VT50L49070HFC	50W 70°	5243

3000K

COD	Light Bulb Icon	lm
14VT36L39010HFC	36W 10°	3719
14VT36L39020HFC	36W 20°	3719
14VT36L39040HFC	36W 40°	3719
14VT36L39070HFC	36W 70°	3719
14VT42L39010HFC	42W 10°	4440
14VT42L39020HFC	42W 20°	4440
14VT42L39040HFC	42W 40°	4440
14VT42L39070HFC	42W 70°	4440
14VT50L39010HFC	50W 10°	4774
14VT50L39020HFC	50W 20°	4774
14VT50L39040HFC	50W 40°	4774
14VT50L39070HFC	50W 70°	4774

Accessories

TERES EXTE OPTICS (ONLY FOR CEILING AND RECESSED VERSIONS)



14AAVTS
TERES EXTE SMALL
Transparent Glass.



14AAMGS
TERES EXTE SMALL
Frosted Glass.



14AASLS
TERES EXTE SMALL
Sculpture optic.



14AANDS
TERES EXTE SMALL
Honeycomb optic.



14AAVTM
TERES EXTE MEDIUM
Transparent Glass.



14AAMGM
TERES EXTE MEDIUM
Frosted Glass.



14AASLM
TERES EXTE MEDIUM
Sculpture optic.



14AANDM
TERES EXTE MEDIUM
Honeycomb optic.

ANTI-GLARE RINGS

Anti-glare rings allow users to focus the beam of light whilst hiding the actual light source. They are ideal for use in projects such as art galleries, museums and retail areas to ensure merchandise & artifacts are perfectly lit without any annoying glare issues.



14AA80AGW: Teres Small
White RAL 9003 ring.

14AA80AGWBK: Teres Small
White RAL 9003 ring with
Black RAL 9005 interior.

14AA80AGBK: Teres Small
Black RAL 9005 ring.



14AA110AGW: Teres Medium e HF
White RAL 9003 ring.

14AA110AGWBK: Teres Medium e HF
White RAL 9003 ring with
Black RAL 9005 interior.

14AA110AGBK: Teres Medium e HF
Black RAL 9005 ring.

LOW VOLTAGE

TERES MICRO ZOOM	316
TERES LV	320
LUDO	324
LUDO LINEAR DK	328
LUDO LINEAR	332
JOOLS LV	336
STYLO LV	340

LOW VOLTAGE

TERES MICRO ZOOM

ID CODE: 14

MICRO ZOOM expands the already comprehensive TERES Low Voltage collection. Complete with an **adjustable beam** lens capable of focusing the beam from **10° to 40°**. This miniature spotlight features a **diameter of just 31mm**, making this one of the smallest adjustable beam fixtures available today. **Powered by 48V directly from the LV track**, it is, ideal for accent light in prestigious environments, such as high end retail, and museums.




See also:

TERES	p. 282
TERES EXTE	p. 306
TERES LV	p. 320
LV TRACK	p. 354








Design
esse-ci

FEATURES

-  Direct Emission
-  UGR < 19
-  IP 40



LED

-  3000K/4000K
- >80 lm/W icon" data-bbox="148 558 162 578"/> >80 lm/W
-  CRI >90
-  Eye safety: RG0/RG1
-  Mac Adams 3
-  L80/B10 >50.000h

CERTIFICATIONS

-  CE
-  A+
-  5 years warranty

ON REQUEST

-  DALI - RDD code (verify the version)
-  2700K - 5000K

Specifications · Operating at 48V DC
· Built-in driver

Optic · Internal lens: adjustable emission from 10° to 40°
· Honeycomb optic

Body · Manufactured from pressure die-cast aluminum with epoxy powder coating..

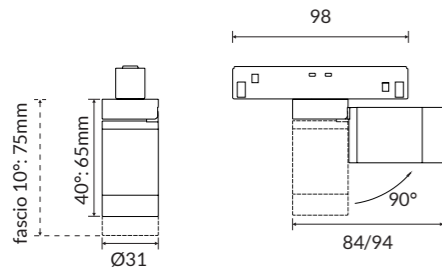
Colour ○ White RAL 9003 wrinkled - Code: W
● Black RAL 9005 wrinkled - Code: BK



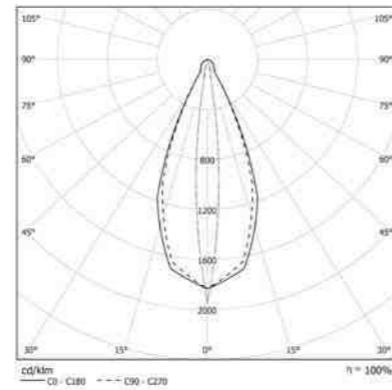
TERES MICRO ZOOM 1X

OPTIC

Internal lens: adjustable emission from 10° to 40°.



IP 40 A+



COLOUR TEMPERATURE

4000K

3000K

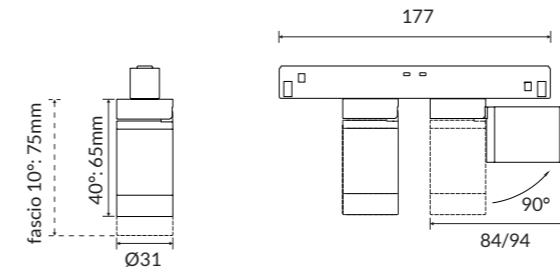
COD	💡	lm
14ZM3L490NLV	1X3W	262
14ZM7L490NLV	1X7W	560

COD	💡	lm
14ZM3L390NLV	1X3W	238
14ZM7L390NLV	1X7W	510

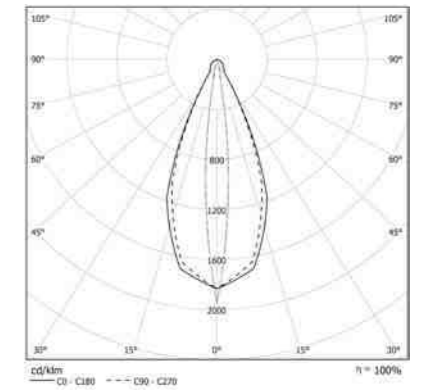
TERES MICRO ZOOM 2X

OPTIC

Internal lens: adjustable emission from 10° to 40°.



IP 40 A+



COLOUR TEMPERATURE

4000K

3000K

COD	💡	lm
14ZM23L490NLV	2X3W	524
14ZM27L490NLV	2X7W	1120

COD	💡	lm
14ZM23L390NLV	2X3W	476
14ZM27L390NLV	2X7W	1020

TERES LV

ID CODE: 14

The TERES LV completes the extensive TERES collection. Low Voltage spotlights are powered from a **dedicated 48V LV track**, and their miniature dimension creates an **extremely elegant aesthetic**.

CRI>90 modules and a **wide range of optics and accessories** makes TERES LV the perfect light for boutique retail applications.




See also:

TERES	p. 282
TERES EXTE	p. 306
TERES MICRO ZOOM	p. 316
LV TRACK	p. 354








Design
esse-ci

FEATURES

-  Direct Emission
-  UGR < 19
-  IP 40




LED

-  3000K/4000K
- >105 lm/W icon" data-bbox="147 561 162 576"/> >105 lm/W
-  CRI > 90
-  Eye safety: RG0/RG1
-  Mac Adams 3
-  L80/B10 > 50.000h

CERTIFICATIONS

-  CE
-  A+
-  5 years warranty

ON REQUEST

-  DALI - RDD code (verify the version)
-  2700K - 5000K
-  ETL READY

Specifications

- Operating at 48V DC
- LED CoB technology
- Built-in driver

Optic VT reflectors from 15° - 20° - 36° - 50° beam angles.


Body Manufactured from pressure die-cast aluminum with epoxy powder coating..

Colour

- White RAL 9003 wrinkled - Code: W
- Black RAL 9005 wrinkled - Code: BK

LOW VOLTAGE

TERES LV

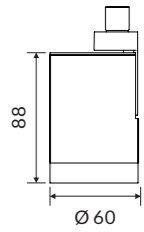


LOW VOLTAGE

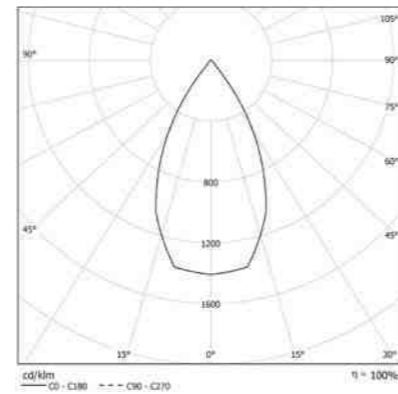
TERES LV

OPTIC

Transparent glass and internal aluminum reflectors from 15° - 20° - 36° - 50° beam angles.



IP 40 A+



COLOUR TEMPERATURE

4000K

3000K

COD	Icon	lm
14VT12L49015LV	12W 15°	1259
14VT12L49020LV	12W 20°	1259
14VT12L49036LV	12W 36°	1259
14VT12L49050LV	12W 50°	1259

COD	Icon	lm
14VT12L39015LV	12W 15°	1177
14VT12L39020LV	12W 20°	1177
14VT12L39036LV	12W 36°	1177
14VT12L39050LV	12W 50°	1177

Accessories

TERES LOW VOLTAGE OPTICS



14AAMGLV
TERES LV Frosted Glass.



14AASLLV
TERES LV Sculpture optic.

ANTI-GLARE RINGS

Anti-glare rings that allow to focus the light beam hiding the light source. They perfectly fit in art galleries, museums and retail areas to value the subject with accent light without annoying glare issues.



14AA60AGW
White RAL 9003 ring.



14AA60AGWBK
White RAL 9003 ring with black RAL 9005 interior.



14AA60AGBK
Black RAL 9005 ring.

LUDO

ID CODE: 20

Innovative low voltage spot (48V) ideal for accent light or wall washer lighting. The originality of design and the flexibility derived from the pivot points, makes it extremely versatile in any kind of context.

Fits seamlessly with Low Voltage Track.

See also:




LV TRACK

p. 354









Design
esse-ci

FEATURES

-  Direct Emission
-  UGR < 19
-  IP 40

LED

-  3000K/4000K
-  >95 lm/W
-  CRI >90
-  Eye safety: RG0/RG1
-  Mac Adams 3
-  L80/B10 >50.000h

CERTIFICATIONS

-  CE
-  A++
-  5 years warranty

ON REQUEST

-  DALI - RDD code (verify the version)
-  ETL

- Specifications**
- Operating at 48V DC
 - LED SMD technology
 - Built-in driver

- Optic**
- LN PMMA lens 45° emission
 - AS PMMA lens for wall washer emission

Body Manufactured from pressure die-cast aluminum.

- Colour**
- White RAL 9003 wrinkled - Code: W
 - Black RAL 9005 wrinkled - Code: BK



LOW VOLTAGE

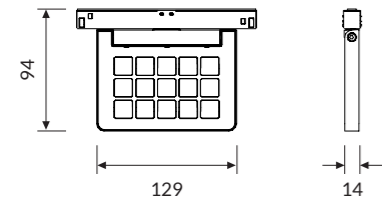
LUDO

LOW VOLTAGE

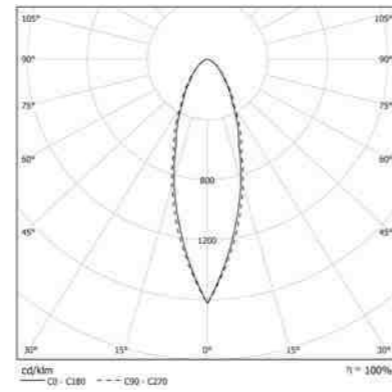
LUDO SPOT LN

OPTIC

PMMA lens 45° emission.



IP 40 A++



COLOUR TEMPERATURE

4000K

3000K

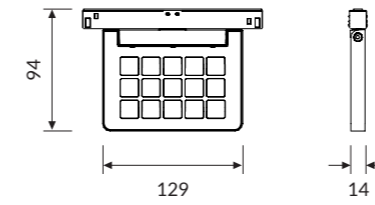
COD	💡	lm
20LN10L49045	10W	950

COD	💡	lm
20LN10L39045	10W	855

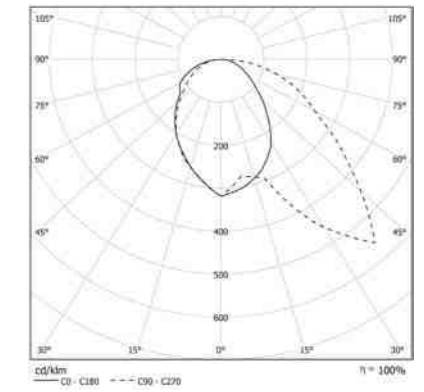
LUDO SPOT AS

OPTIC

PMMA lens for wall wash emission.



IP 40 A++



COLOUR TEMPERATURE

4000K

3000K

COD	💡	lm
20AS10L490	10W	977

COD	💡	lm
20AS10L390	10W	897

LUDO LINEAR DK

ID CODE: 20




Linear lighting solution with **high contrast microcell optical system** and optimum glare control. Seamlessly integrates within the **Esse-ci 48V low voltage track system**, making a winning solution that stands out for its minimal form, functionality and **technical performance**.

See also:
LV TRACK p. 354










Design
esse-ci

FEATURES

-  Direct Emission
-  UGR < 16
-  IP 40

LED

-  3000K/4000K
-  >96 lm/W
-  CRI >90+
-  Eye safety: RG0/RG1
-  Mac Adams 3
-  L80/B10 >50.000h
- 

CERTIFICATIONS

-  CE
-  A++
-  5 years warranty

ON REQUEST


-  2700K
-  ETL READY

Specifications · Operating at 48V DC
· DALI standard

Optic High Contrast diffuser UGR < 16 with PC lens.

Body Polycarbonate body.

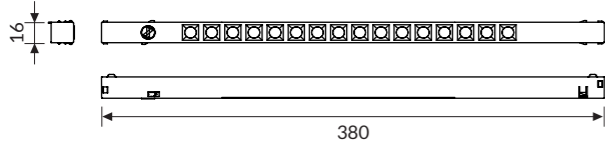
Colour
○ White RAL 9003 - Code: B
● Black RAL 9005 - Code: C8



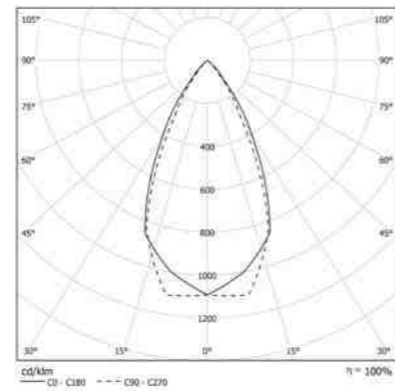
LUDO LINEAR DK

OPTIC

High Contrast diffuser UGR < 16 with PC lens, 60° beam angle.

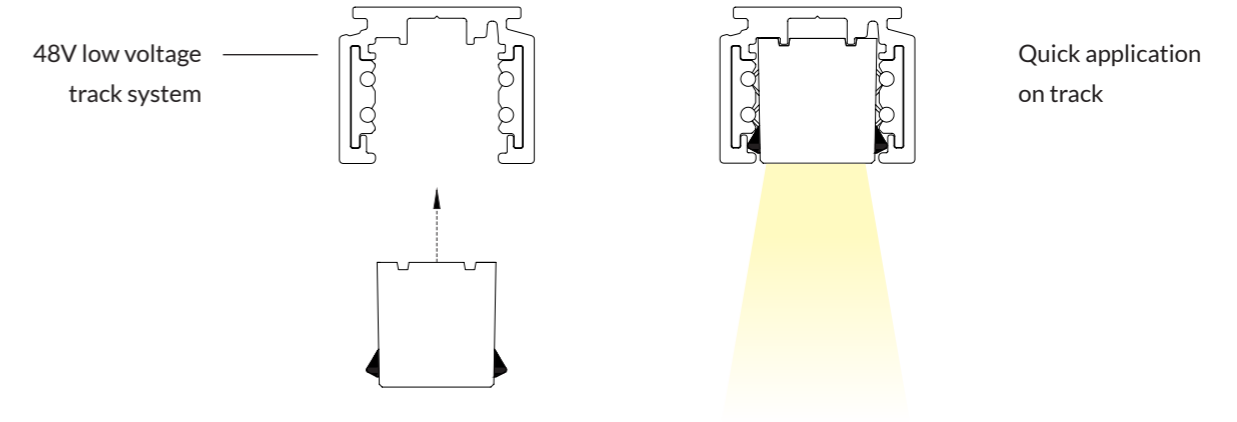


IP 40 A++



Technical Note

FIXING SYSTEM AND POWER SUPPLY



COLOUR TEMPERATURE

4000K

3000K

COD	💡	lm
20DK10L49060RDD	10W 60°	815


COD	💡	lm
20DK10L39060RDD	10W 60°	750

LUDO LINEAR

ID CODE: 20




A linear general lighting fixture that **seamlessly integrates within Esse-ci LV tracks**. LUDO LINEAR features a **quick fixing system**, CRI>90 LEDs for a premium lit effect and a fully homogeneous diffuser, making it an extremely versatile lighting tool for both retail applications or any contemporary space.

See also:
LV TRACK p. 354









Design
esse-ci

FEATURES

-  Direct Emission
-  UGR <22
-  IP 40

LED

-  3000K/4000K
-  >96 lm/W
-  CRI >90
-  Eye safety: RG0/RG1
-  Mac Adams 3
-  L80/B10 >50.000h

CERTIFICATIONS

-  CE
-  A++
-  5 years warranty


ON REQUEST



Specifications Operating at 48V DC.

Optic Frosted PMMA diffuser.



Body Manufactured from pressure die-cast aluminum.



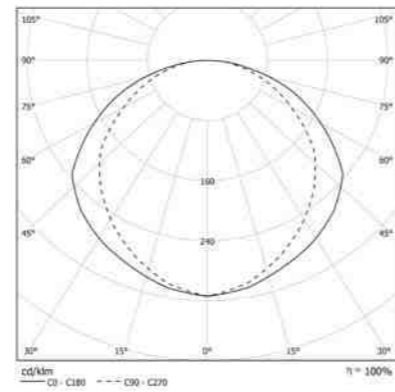
LUDO LINEAR PG

OPTIC

PG frosted diffuser extruded PMMA for soft diffusion with UGR<22.



IP 40 A++



Technical Note

FIXING SYSTEM AND POWER SUPPLY



LOW VOLTAGE

COLOUR TEMPERATURE

4000K

3000K

COD	Icon	lm
20PG7L490	7W	672

COD	Icon	lm
20PG7L390	7W	598

JOOLS LV

ID CODE: 11

JOOLS LV is a **powerful compact light** for suspended installation in conjunction with the Esse-ci 48V LV track system. Complete with bi-directional light emission it is designed for professional applications, such as boutique retail.

See also:

JOOLS suspended/ceiling

p. 148




LV TRACK

p. 354









Design
Serge & Robert Cornelissen

FEATURES

-  Direct/Indirect Emission
-  UGR <19
-  IP 40



LED

-  3000K/4000K
-  >99 lm/W
-  CRI >90
-  Eye safety: RG0/RG1
-  Mac Adams 3
-  L80/B10 >50.000h

CERTIFICATIONS

-  CE
-  A+
-  5 years warranty

ON REQUEST

-  DALI - RDD code (verify the version)
-  2700K - 5000K

Specifications LED CoB technology.

Optic · Diffused satin PC for indirect emission.
· Direct emission with PC lens. CUT-OFF>30°

Body Spun aluminum with epoxy powder coating.

Colour ○ White RAL 9003 wrinkled - Code: W
● Black RAL 9005 wrinkled - Code: BK
● Champagne Anodized - Code: C67

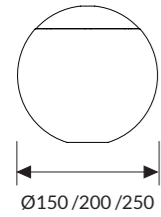


JOOLS LV

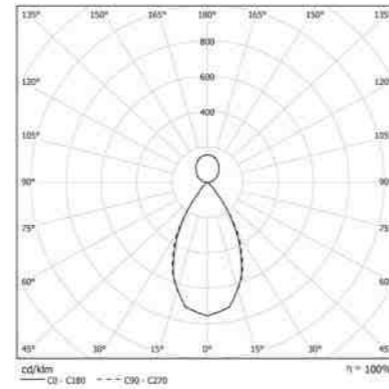
OPTIC

Diffused satin PC for indirect emission.
 Direct emission with PC lens. CUT-OFF > 30°
 Beam angle: 14° - 35° - 55°.

Needs box-power: see accessories on p.339.



IP 40 A+



DIRECT // INDIRECT EMISSION

Ø (mm)	Power Direct Mod.	Power Indirect Mod.
150	12W	7W
200	14W	8W
250	17W	10W

COLOUR TEMPERATURE

4000K

COD	Light Bulb Icon	lm	Ø (mm)
11DI19L49014	19W 14°	1881	150
11DI19L49035	19W 35°	1881	150
11DI19L49055	19W 55°	1881	150
11DI22L49014	22W 14°	2106	200
11DI22L49035	22W 35°	2106	200
11DI22L49055	22W 55°	2106	200
11DI27L49014	27W 14°	2498	250
11DI27L49035	27W 35°	2498	250
11DI27L49055	27W 55°	2498	250

3000K

COD	Light Bulb Icon	lm	Ø (mm)
11DI19L39014	19W 14°	1768	150
11DI19L39035	19W 35°	1768	150
11DI19L39055	19W 55°	1768	150
11DI22L39014	22W 14°	1980	200
11DI22L39035	22W 35°	1980	200
11DI22L39055	22W 55°	1980	200
11DI27L39014	27W 14°	2349	250
11DI27L39035	27W 35°	2349	250
11DI27L39055	27W 55°	2349	250



Accessories



11AA16LV
 Power/suspension for Low Voltage 48V track.



11AA16LVD
 Power/suspension for Low Voltage 48V track, DALI version.

Technical Note

EXAMPLE OF INSTALLATION ON RECESSED LV TRACK



STYLO LV

ID CODE: 88

Miniature pendant fixture with a clean and elegant design. Perfectly suited for use with Esse-ci 48V low voltage track system. The LED light source is deep set, providing optimum glare control and visual comfort (CUT-OFF <30°).




See also:

STYLO ceiling p. 160
LV TRACK p. 354









Design
esse-ci

FEATURES

-  Direct Emission
-  UGR <19
-  IP 40




LED

-  3000K/4000K
-  >72 lm/W
-  CRI >90
-  Eye safety: RG0/RG1
-  Mac Adams 3
-  L80/B10 >50.000h

CERTIFICATIONS

-  CE
-  A+
-  5 years warranty

ON REQUEST

-  DALI - RDD code (verify the version)
-  2700K - 5000K
-  ETL READY

Optic

- Polycarbonate lens from 25°-40° beam angle.
- Honeycomb lens
- Additional PG diffuser

Body

Body in die-cast aluminium with epoxy powder coating

Colour

- White RAL 9003 wrinkled - Code: W
- Black RAL 9005 wrinkled - Code: BK



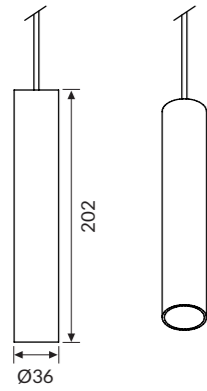
STYLO

OPTIC

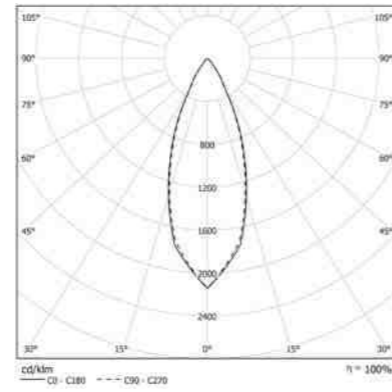
Polycarbonate lens from 25°-40° beam angle.

Complete with 1.5mt cable.

Needs powered box: see accessories on p.343.



IP 40 A+



Accessories



88AA16ABLV
Power for Low Voltage 48V track.



88AA16ABLVD
Power for Low Voltage 48V track, DALI version.



88AAND
Honeycomb lens.



88AASD
Additional PG diffuser.

COLOUR TEMPERATURE

4000K

3000K

COD	💡	lm	Ø (mm)
88PC5L49025	5W 25°	360	36
88PC5L49040	5W 40°	360	36
88PC8L49025	8W 25°	574	36
88PC8L49040	8W 40°	574	36

COD	💡	lm	Ø (mm)
88PC5L39025	5W 25°	318	36
88PC5L39040	5W 40°	318	36
88PC8L39025	8W 25°	508	36
88PC8L39040	8W 40°	508	36



TRACK SYSTEMS

EUROSTANDARD TRACK	346
EUROSTANDARD PLUS TRACK DALI	348
EUROSTANDARD PLUS TRACK DALI RECESSED	349
EUROSTANDARD PLUS TRACK DALI H	349
LV TRACK	354
LV TRACK RECESSED	356
LV TRACK TUBE	356

TRACK SYSTEMS

EUROSTANDARD TRACK

ID CODE: 15

Esse-ci 3 circuit track is available in three versions. **EUROSTANDARD TRACK** can be selected for either non-dimmable spotlights or applications needing Bluetooth control. The **EUROSTANDARD PLUS TRACK DALI** has an extra 2 conductors for use in DALI applications and is also offered in a H-section version too, which can be used to add uplighting, if so desired. All versions come in different lengths and there are mounting options including direct, recessed, recessed trimless and suspended installation. All versions are available in a black and white powder coat, and some also offer plain silver anodized. A comprehensive range of installation accessories completes the offer.



Specifications

- The conductors are integrated in the track by means of rigid extruded profile made from insulating material guaranteeing high dielectric strength
- The 3 separate circuits consisting of 3 phase conductors and a common neutral allow for 3 lighting configurations to be switched individually. The 3-phase supply allows for an overall loading of 16 A (10500 VA) which can be divided among the 3 circuits (3x3500 VA)
- The earth positioned on the side leads to an asymmetrical structure of the track. As a consequence couplers must be selected carefully

Colour

- White RAL 9003 - Code: B
- Anodized - Code: C4 (not available for "H" version)
- Black RAL 9011 - Code: C8

Legal Ref. In compliance with the safety standards EN 60 598-1 and UNI EN 12464-1 (lighting for working places).

Certifications CE IP 20

Body Manufactured from die-cast aluminum.

COMPATIBLE PRODUCTS



QI
p. 296



SEMPLICE LED
p. 76



TERES
p. 282



REM
p. 466



STYLO
p. 160



EUROSTANDARD TRACK

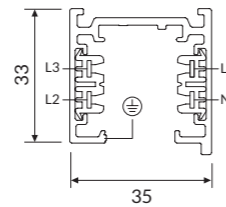
ON/OFF version.



IP 20

COD


15AA1	1mt electrified track
15AA2	2mt electrified track
15AA3	3mt electrified track



The cross section view shows the position of each line.

EUROSTANDARD PLUS TRACK DALI

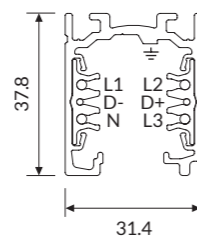
Dimmable version.



IP 20

COD


15AA1D	1mt electrified track
15AA2D	2mt electrified track
15AA3D	3mt electrified track
15AA4D	4mt electrified track



The cross section view shows the position of each line.

EUROSTANDARD PLUS TRACK DALI RECESSED

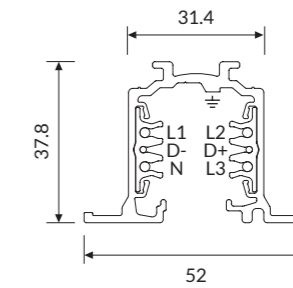
Dimmable version for recessed installation.



IP 20

COD

15AA1DI	1mt electrified track
15AA2DI	2mt electrified track
15AA3DI	3mt electrified track
15AA4DI	4mt electrified track



The cross section view shows the position of each line.

EUROSTANDARD PLUS TRACK DALI H

Dimmable version.

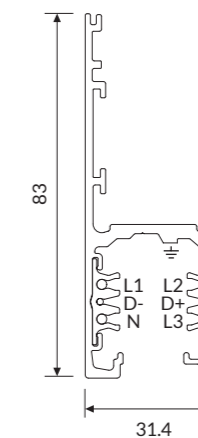
Possibility of using the upper part as a cable passage, or as housing for indirect luminaires or emergency groups.



IP 20

COD

15AA1DH	1mt electrified track
15AA2DH	2mt electrified track
15AA3DH	3mt electrified track
15AA4DH	4mt electrified track



The cross section view shows the position of each line.

Accessories

ACCESSORIES FOR ON/OFF VERSION



15AA1330
Steel cable suspension kit.
Cable length 3000mm.



15AA09
End cap.



15AA09ELDX
15AA09ELSX
Live end 250V-50Hz max 16A.



15AA05DX
15AA05SX
L coupler ON-OFF 250V-50Hz
max 16A.



15AA06DX
15AA06SX
T coupler ON-OFF 250V-50Hz
max 16A.



15AA07
X coupler ON-OFF 250V-50Hz max 16A.



15AA12
Flexible coupler ON-OFF 250V-50Hz max
16A.



15AA11
Concealed straight coupler
ON-OFF 250V-50Hz max 16A.

ACCESSORIES FOR DALI VERSIONS



15AA165P
15AA167P
5 pole / 7 pole-ceiling rose power cable.
Cable length 2000mm.



15AA13D
15AA13DH: for H version
Steel cable suspension kit.
Cable length 1500mm.



15AA1330D
15AA1330DH: for H version
Steel cable suspension kit.
Cable length 3000mm.



15AA14D
Ceiling mounting.



15AA17D
Bracket for recessed installation.



15AAGP1D
Additional IP40 cover strip.
Length 1000mm.



15AA09D
End cap.




15AA09DI
End cap for recessed version.



15AA09DH
End cap for H version.



15AA09ELDXD
15AA09ELSXD
Live end 250V-50Hz max 16A.



15AA09ELDXDI
15AA09ELSXDI
Live end 250V-50Hz max 16A
for recessed version.



15AA09ELDXDH
15AA09ELSXDH
Live end 250V-50Hz max 16A
for H version.

ACCESSORIES FOR DALI VERSIONS



15AA05DXD
15AA05SXD
L coupler 250V-50Hz max 16A for DALI version.




15AA05DXDI
15AA05SXDI
L coupler for recessed version.



15AA05DXDH
15AA05SXDH
L coupler 250V-50Hz max 16A for H version.



15AA06DXD
15AA06SXD
15AA08DXD
15AA08SXD
T coupler (internal 08/external 06) 250V-50Hz max 16A for DALI version.




15AA06DXDI
15AA06SXDI
15AA08DXDI
15AA08SXDI
T coupler (internal 08/external 06) for recessed version.




15AA06DXDH
15AA06SXDH
15AA08DXDH
15AA08SXDH
T coupler 250V-50Hz max 16A for H version.



15AA07D
X coupler 250V-50Hz max 16A for DALI version.



15AA07DI
X coupler for recessed version.



15AA07DH
X coupler 250V-50Hz max 16A for H version.



15AA11D
Concealed straight coupler 250V-50Hz max 16A.



15AA12D
Flexible coupler 250V-50Hz max 16A.

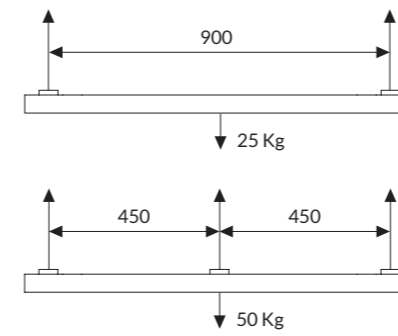


15AATC
Cutting tool for track conductors.

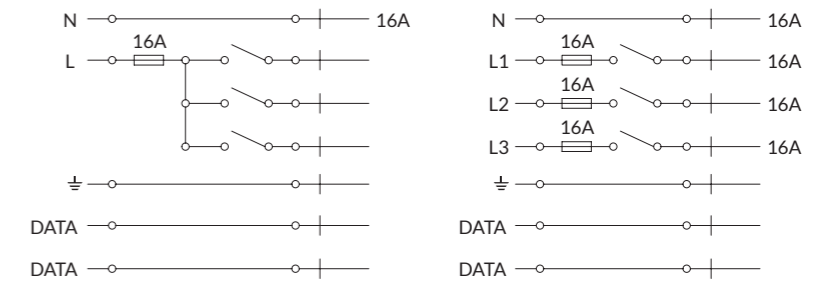
Technical Note

WEIGHT AND ELECTRICAL DIAGRAMS

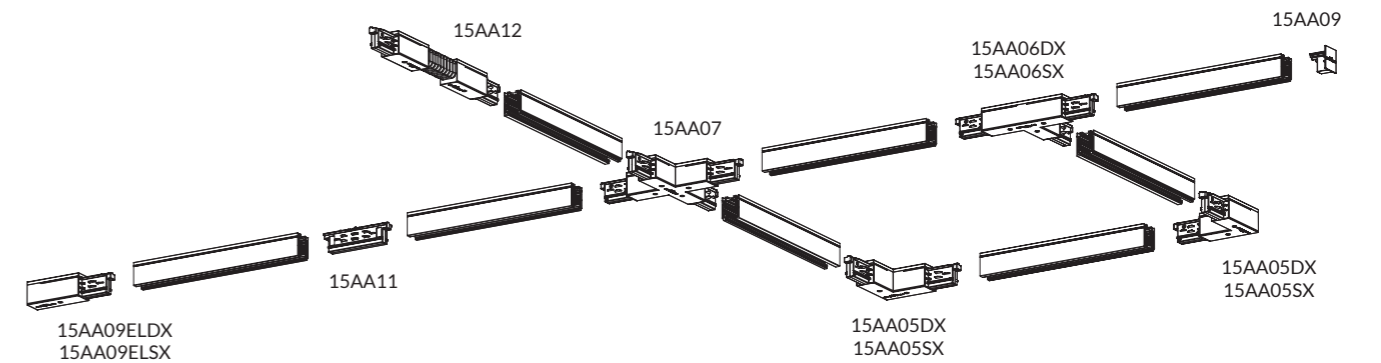
Weight



Electrical diagrams



EXAMPLE OF INSTALLATION DIAGRAM WITH ITEM CODES



LV TRACK

ID CODE: 15

LV TRACK is suitable for all Esse-ci 48V LV lighting fixtures. The track is available in three versions for surface, recessed and suspended applications. Each boasts minimal dimensions for an **absolutely discrete** installed effect. A range of accessories complements each track style. Being SELV, **rapid and safe coupling** of luminaires is possible. Esse-ci LV TRACK promotes optimum **flexibility and minimalism** without compromising performance.



Specifications · Low voltage track (up to 48V)
· Current: max 6A

Body Manufactured from die-cast aluminum.

Colour ○ White RAL 9003 - Code: B (not available for "LV Track Recessed" version)
● Black RAL 9011 - Code: C8

Legal Ref. In compliance with the safety standards EN 60 598-1 and UNI EN 12464-1 (lighting for working places).

Certifications CE IP 20

On Request · Recessed frameless version

COMPATIBLE PRODUCTS



LUDO
p. 324



TERES LV
p. 320



TERES MICRO ZOOM
p. 316



JOOLS
p. 336



STYLO LV
p. 340



LUDO LINEAR
p. 332



LUDO LINEAR DK
p. 328



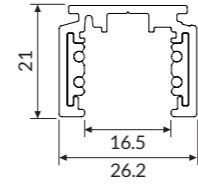
LV TRACK

Ceiling version.

COD

15LV1M	1mt electrified LV track
15LV2M	2mt electrified LV track
15LV3M	3mt electrified LV track

IP 20



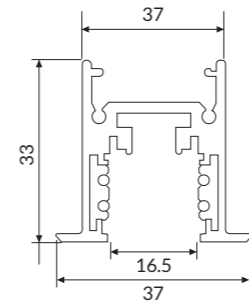
LV TRACK RECESSED

Recessed version with frame.

COD

15LV1RM	1mt electrified LV track
15LV2RM	2mt electrified LV track
15LV3RM	3mt electrified LV track

IP 20



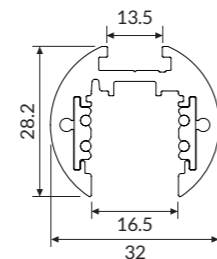
LV TRACK TUBE

Suspended version.

COD

15LV1T	1mt electrified LV track
15LV2T	2mt electrified LV track
15LV3T	3mt electrified LV track

IP 20



Accessories



15LV09M
End caps for LV TRACK version.



15LV09RM
End caps for LV TRACK RECESSED version.



15LV09MT
End caps for LV TRACK TUBE version.



15LV1330: 3000mm
Single wire 3000mm long adjustable suspension kit for LV TRACK version.



15LV1330T: 3000mm
Single wire 3000mm long adjustable suspension kit LV TRACK TUBE version.



15LV09EL
Live end cap.



15LV12
Electrified coupler.



15LV11EL
Electrified coupler.



15LV05EL
Electrified 90° joint.



15LV17RM
Springs for LV TRACK RECESSED version.



15LV7548IS
15LV15048IS
15LV7548ISD
15LV15048ISD
Driver 48V 75W for remote installation.



15AATC
Cutting tool for track conductors.

WALL // FLOOR

UPLIK	360
ARKEON WALL	370
SEMPlice LED	374
JOOLS WALL	380
BEN	384
LOGIC	388

WALL/FLOOR

UPLIK

ID CODE: 76

UPLIK is a wall mounting fixture that, with its **simple and clean lines**, fits perfectly in any environment. The different emissions, power, sizes and bright packages offer a **very wide range of solutions** to meet any lighting requirement. UPLIK is **also available in floor version** for lighting in working environments thanks to DPL diffuser with UGR<19.



Design
esse-ci

FEATURES

- Direct Emission
- Indirect Emission
- Direct/Indirect Emission
- UGR <19; <22
- IP 40

LED

- 3000K/4000K
- >85 lm/W
- CRI >90
- Eye safety: RG0/RG1
- Mac Adams 3
- L80/B10 >50.000h

CERTIFICATIONS

- CE
- A++ - A+
- 5 years warranty

ON REQUEST


- DALI - RDD code (verify the version)
- Emergency kit 1/3 hour EM/EM 3h code
- 2700K - 5000K
- ETL READY

Specifications Built-in driver.

- Optic**
- DPL technology diffuser to control glare UGR<19 for FLOOR version
 - PG diffuser for soft diffusion with UGR<22
 - Diffuser with Indirect Light Control (ILC) technology to favor the indirect illumination
 - Double emission: direct / indirect

Body Aluminum extruded body with epoxy powder coating.

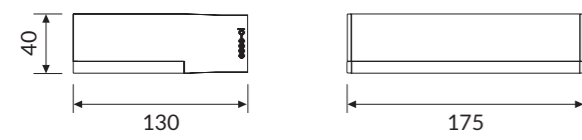
Colour ○ White RAL 9003 - Code: B



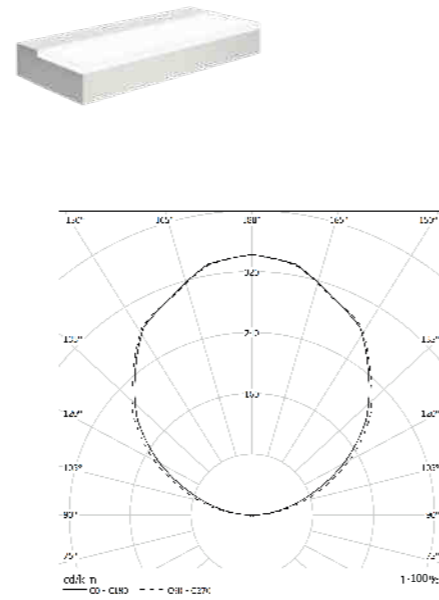
UPLIK WALL MINI

OPTIC

Methacrylate satin antistatic diffuser screen, UGR<22.
Indirect Light Control (ILC) technology for partially indirect emission.



IP 40 A++



COLOUR TEMPERATURE 4000K

COD	💡	lm	mm
76DR12L490	12W	1008	175

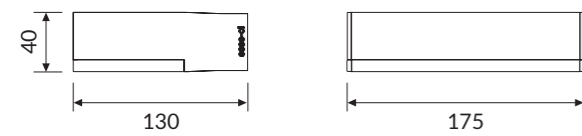
COLOUR TEMPERATURE 3000K

COD	💡	lm	mm
76DR12L390	12W	984	175

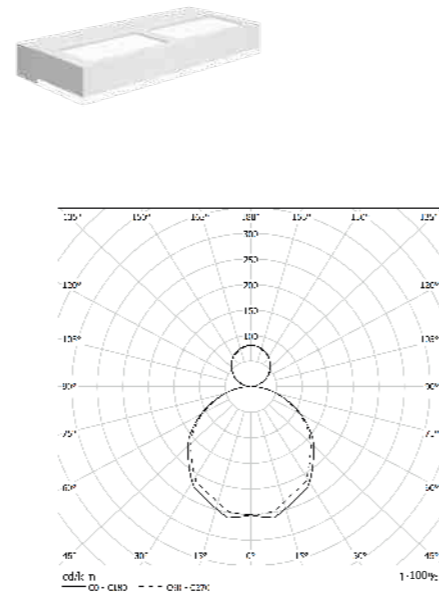
UPLIK WALL MINI DOUBLE EMISSION

OPTIC

Lower methacrylate satin antistatic diffuser screen, UGR<22.
Indirect Light Control (ILC) technology and upper PG protective diffuser for dual emission: direct / indirect.



IP 40 A++



COLOUR TEMPERATURE 4000K

COD	💡	lm	mm
76DI12L490	12W	1044	175

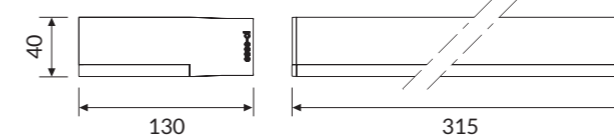
COLOUR TEMPERATURE 3000K

COD	💡	lm	mm
76DI12L390	12W	1008	175

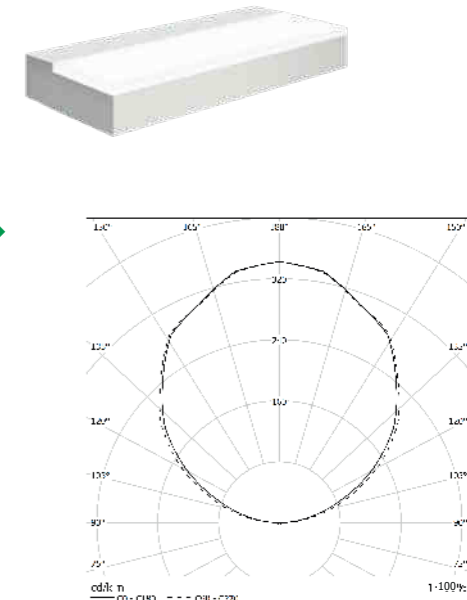
UPLIK WALL SMALL

OPTIC

Methacrylate satin antistatic diffuser screen, UGR<22.
Indirect Light Control (ILC) technology for partially indirect emission.



IP 40 A++



COLOUR TEMPERATURE 4000K

COD	💡	lm	mm
76DR24L490HPS	24W	2016	315
76DR48L490XPS	48W	4080	315

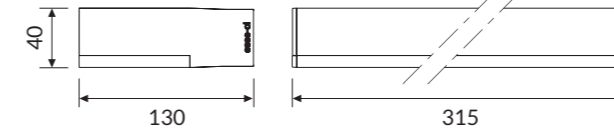
COLOUR TEMPERATURE 3000K

COD	💡	lm	mm
76DR24L390HPS	24W	1968	315
76DR48L390XPS	48W	3984	315

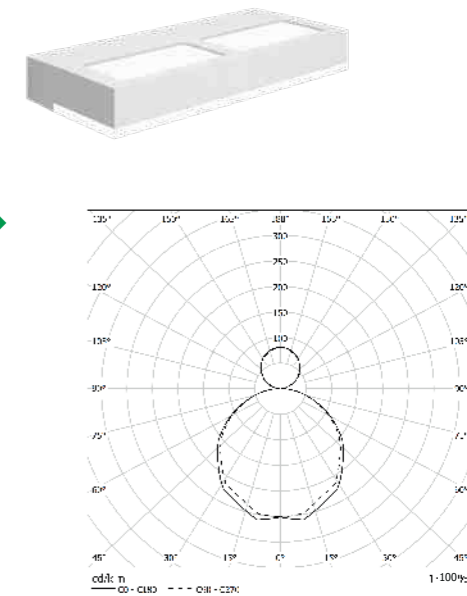
UPLIK WALL SMALL DOUBLE EMISSION

OPTIC

Lower methacrylate satin antistatic diffuser screen, UGR<22.
Indirect Light Control (ILC) technology and upper PG protective diffuser for dual emission: direct / indirect.



IP 40 A++



COLOUR TEMPERATURE 4000K

COD	💡	lm	mm
76DI48L490XPS	48W	4224	315

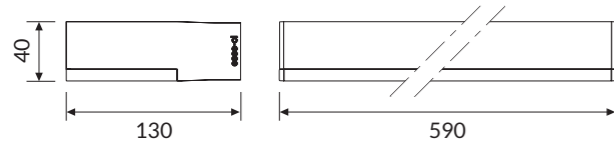
COLOUR TEMPERATURE 3000K

COD	💡	lm	mm
76DI48L390XPS	48W	4080	315

UPLIK WALL MEDIUM

OPTIC

Methacrylate satin antistatic diffuser screen, UGR<22.
Indirect Light Control (ILC) technology for partially indirect emission.



COLOUR TEMPERATURE

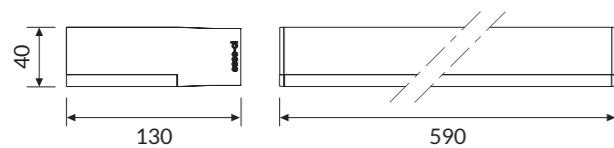
4000K

COD	💡	lm	mm
76DR24L490M	24W	1968	590
76DR48L490HPM	48W	4032	590
76DR62L490XPM	62W	5270	590
76DR96L490XPM	96W	8160	590

UPLIK WALL MEDIUM DOUBLE EMISSION

OPTIC

Lower methacrylate satin antistatic diffuser screen, UGR<22.
Indirect Light Control (ILC) technology and upper PG protective diffuser for dual emission: direct / indirect.



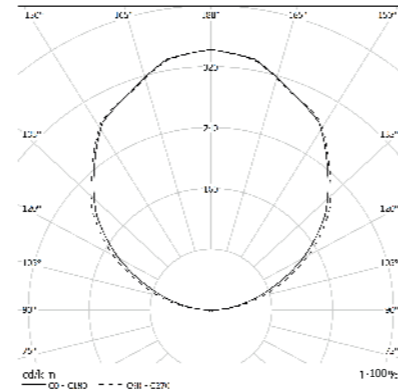
COLOUR TEMPERATURE

4000K

COD	💡	lm	mm
76DI62L490XPM	62W	5332	590
76DI96L490XPM	96W	8256	590



IP40 A++

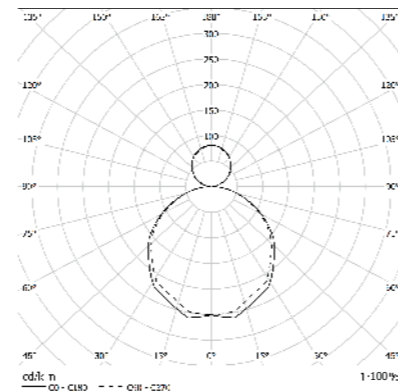


3000K

COD	💡	lm	mm
76DR24L390M	24W	1920	590
76DR48L390HPM	48W	3936	590
76DR62L390XPM	62W	5146	590
76DR96L390XPM	96W	7968	590



IP40 A++



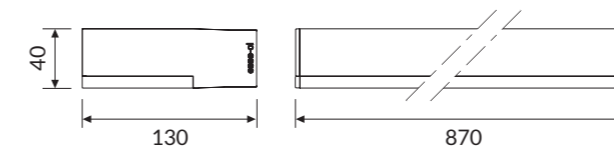
3000K

COD	💡	lm	mm
76DI62L390XPM	62W	5146	590
76DI96L390XPM	96W	7968	590

UPLIK WALL LONG

OPTIC

Methacrylate satin antistatic diffuser screen, UGR<22.
Indirect Light Control (ILC) technology for partially indirect emission.



COLOUR TEMPERATURE

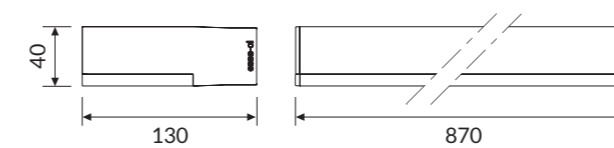
4000K

COD	💡	lm	mm
76DR36L490L	36W	2952	870
76DR72L490HPL	72W	6048	870

UPLIK WALL LONG DOUBLE EMISSION

OPTIC

Lower methacrylate satin antistatic diffuser screen, UGR<22.
Indirect Light Control (ILC) technology and upper PG protective diffuser for dual emission: direct / indirect.



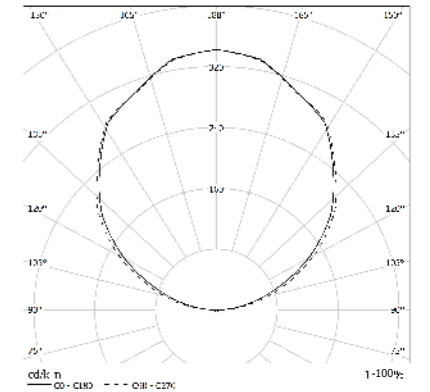
COLOUR TEMPERATURE

4000K

COD	💡	lm	mm
76DI93L490XPL	93W	7568	870
76DI144L490XPL	144W	12104	870



IP40 A++

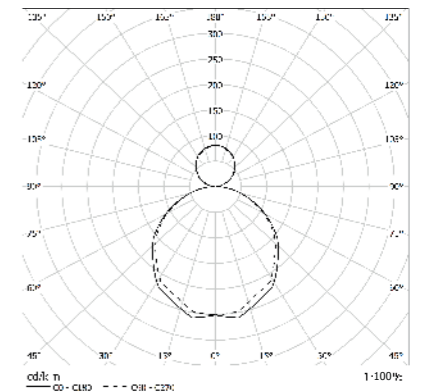


3000K

COD	💡	lm	mm
76DR36L390L	36W	2880	870
76DR72L390HPL	72W	5904	870



IP40 A++



3000K

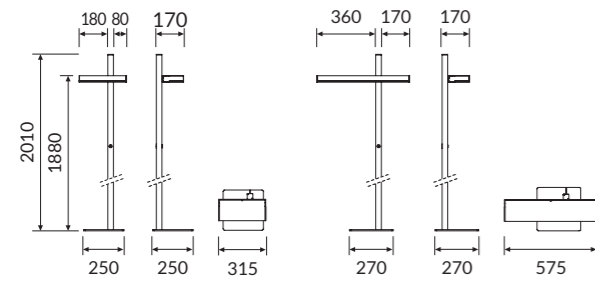
COD	💡	lm	mm
76DI93L390XPL	93W	7119	870
76DI144L390XPL	144W	11052	870

UPLIK FLOOR

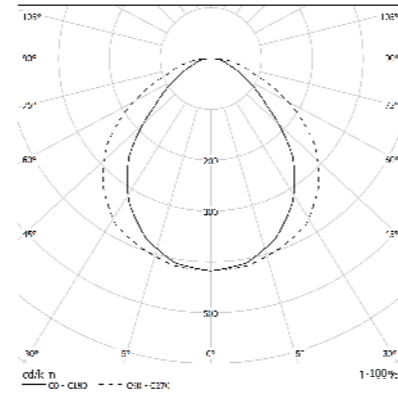
OPTIC

Diffuser with Diamond Prism Technology UGR<19 for environments with display screen equipment.

Indirect Light Control (ILC) technology for partially indirect emission.



IP 40 A+



COLOUR TEMPERATURE **4000K**

COD	💡	lm	mm
76DPL48L490RDD	48W	3880	315
76DPL96L490RDD	96W	7776	575

COLOUR TEMPERATURE **3000K**

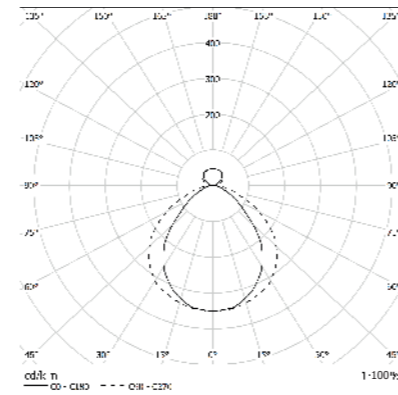
COD	💡	lm	mm
76DPL48L390RDD	48W	3840	315
76DPL96L390RDD	96W	7680	575

UPLIK FLOOR DOUBLE EMISSION

OPTIC

Lower diffuser with Diamond Prism Technology UGR<19 for environments with display screen equipment and Indirect Light Control (ILC) technology for partially indirect emission. Upper PG protective diffuser for dual emission: direct / indirect.

IP 40 A+



COLOUR TEMPERATURE **4000K**

COD	💡	lm	mm
76DI48DPLL490RDD	48W	3984	315
76DI96DPLL490RDD	96W	7968	575

COLOUR TEMPERATURE **3000K**

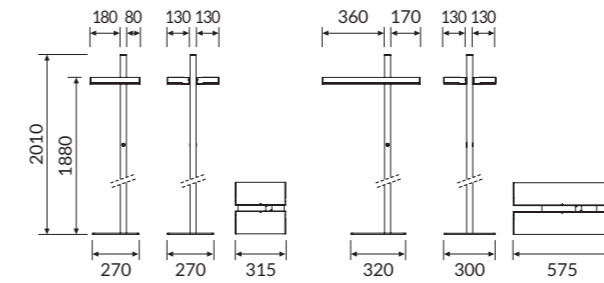
COD	💡	lm	mm
76DI48DPLL390RDD	48W	3936	315
76DI96DPLL390RDD	96W	7872	575

UPLIK FLOOR TWIN

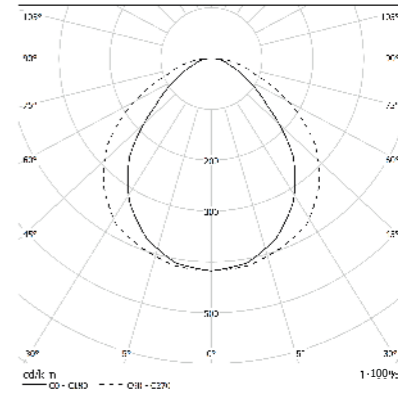
OPTIC

Diffuser with Diamond Prism Technology UGR<19 for environments with display screen equipment.

Indirect Light Control (ILC) technology for partially indirect emission.



IP 40 A+



COLOUR TEMPERATURE **4000K**

COD	💡	lm	mm
76DPL96L490TRDD	96W	7776	315
76DPL192L490TRDD	192W	15552	575

COLOUR TEMPERATURE **3000K**

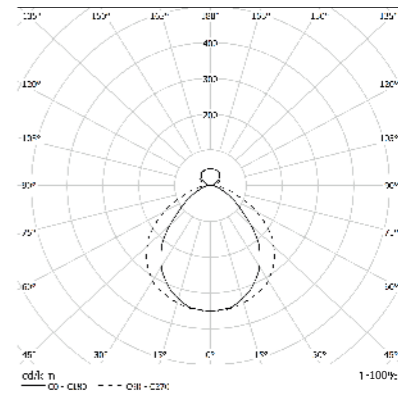
COD	💡	lm	mm
76DPL96L390TRDD	96W	7680	315
76DPL192L390TRDD	192W	15360	575

UPLIK FLOOR TWIN DOUBLE EMISSION

OPTIC

Lower diffuser with Diamond Prism Technology UGR<19 for environments with display screen equipment and Indirect Light Control (ILC) technology for partially indirect emission. Upper PG protective diffuser for dual emission: direct / indirect.

IP 40 A+



COLOUR TEMPERATURE **4000K**

COD	💡	lm	mm
76DI96DPLL490TRDD	96W	7968	315
76DI192DPLL490TRDD	192W	15936	575

COLOUR TEMPERATURE **3000K**

COD	💡	lm	mm
76DI96DPLL390TRDD	96W	7872	315
76DI192DPLL390TRDD	192W	15774	575

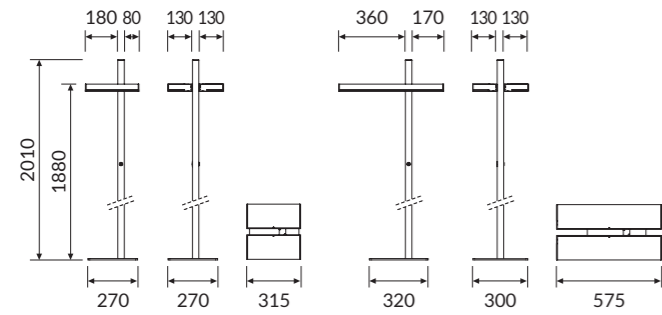
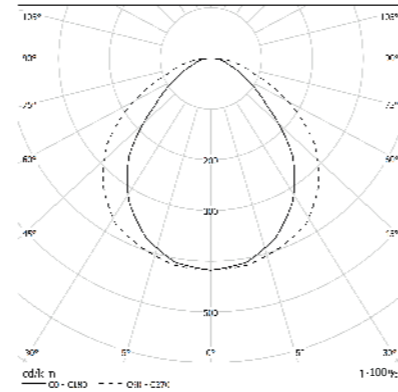
UPLIK FLOOR TWIN INTELLIGENT

OPTIC

Diffuser with Diamond Prism Technology UGR<19 for environments with display screen equipment. Indirect Light Control (ILC) technology for partially indirect emission.

The system setup requires at least 1 DIMILDPROGRAMMER.

IP 40 A+



COLOUR TEMPERATURE

4000K

3000K

COD	💡	lm	mm
76DPL96L490TI	96W	7776	315
76DPL192L490TI	192W	15552	575

COD	💡	lm	mm
76DPL96L390TI	96W	7680	315
76DPL192L390TI	192W	15360	575

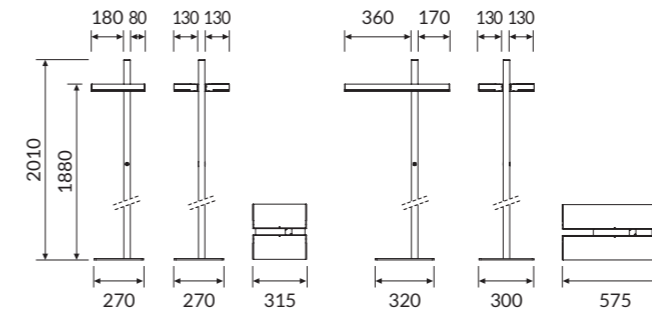
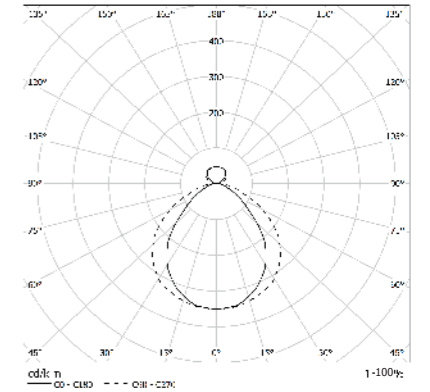
UPLIK FLOOR TWIN INTELLIGENT DOUBLE EMISSION

OPTIC

Lower diffuser with Diamond Prism Technology UGR<19 for environments with display screen equipment and Indirect Light Control ILC technology for partially indirect emission. Upper PG protective diffuser for dual emission: direct / indirect.

The system setup requires at least 1 DIMILDPROGRAMMER.

IP 40 A+



COLOUR TEMPERATURE

4000K

3000K

COD	💡	lm	mm
76DI96DPLL490TI	96W	7968	315
76DI192DPLL490TI	192W	15936	575

COD	💡	lm	mm
76DI96DPLL390TI	96W	7872	315
76DI192DPLL390TI	192W	15744	575

ARKEON WALL

ID CODE: 46

ARKEON WALL, is designed to perfectly compliment the main ARKEON collection to ensure specifiers have a complete product portfolio from which they can complete a design. It features the same **minimal dimensions, aesthetic cleanliness**, but is created specifically as a **versatile wall fixture**. The numerous sizes and **range flexibility** make it **perfect to illuminate circulation spaces** such as corridors, stairwells and landings, for any project type including commercial, hospitality, education and health care.

See also:

ARKEON	p. 38
ARKEON MED	p. 456
ARKEON HCL	p. 477

FEATURES


 Direct Emission


 Direct/Indirect Emission

 UGR <22

 IP 40

LED


 3000K/4000K

 >116 lm/W

 CRI >90

 Eye safety: RG0/RG1


 Mac Adams 3

 L80/B10 >50.000h


CERTIFICATIONS


 CE


 A++

 5 years warranty

ON REQUEST

 DALI - RDD code (verify the version)

 Emergency kit 1/3 hour EM/EM.3h code

 2700K - 6500K

Design
esse-ci

Specifications Built-in driver.

Optic

- PG frosted diffuser UGR<22 for direct emission
- Polycarbonate asymmetric lens for indirect emission

Body Aluminum extruded body with epoxy powder coating.

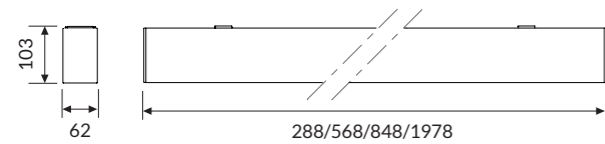
Colour

- Matt white RAL 9003 - Code: B
- Matt black RAL 9005 - Code: C8

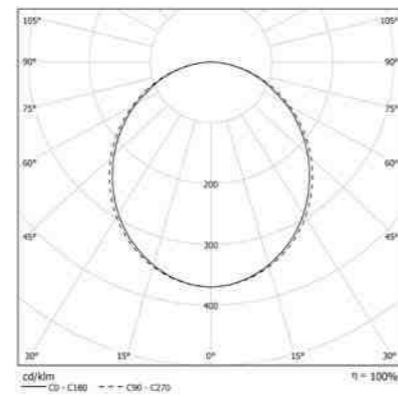
ARKEON WALL

OPTIC

Direct emission with frosted diffuser, UGR<22.



IP 40 A++



COLOUR TEMPERATURE 4000K

COD	💡	lm	mm
46DR10L490	10W	1090	288
46DR20L490	20W	2180	568
46DR30L490	30W	3270	848
46DR70L490	70W	7630	1978

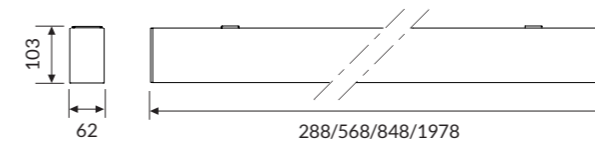

COLOUR TEMPERATURE 3000K

COD	💡	lm	mm
46DR10L390	10W	1014	288
46DR20L390	20W	2027	568
46DR30L390	30W	3041	848
46DR70L390	70W	7096	1978

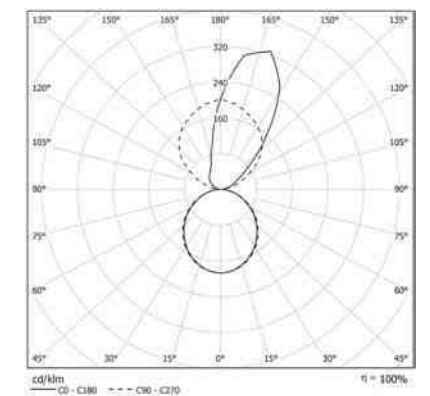
ARKEON WALL DOUBLE EMISSION

OPTIC

Direct emission with frosted diffuser (UGR<22).
Indirect emission with asymmetric lens.



IP 40 A++



DIRECT // INDIRECT EMISSION

mm	Power Direct Mod. AS	Power Indirect Mod. PG
288	10W	10W
568	20W	20W
848	30W	30W
1978	70W	70W

COLOUR TEMPERATURE 4000K

COD	💡	lm	mm
46DI20L490	20W	2289	288
46DI40L490	40W	4578	568
46DI60L490	60W	6867	848
46DI140L490	140W	16023	1978

COLOUR TEMPERATURE 3000K

COD	💡	lm	mm
46DI20L390	20W	2121	288
46DI40L390	40W	4257	568
46DI60L390	60W	6386	848
46DI140L390	140W	14901	1978

SEMPLICE LED


ID CODE: 67

SEMPLICE is an innovative lighting solution suited to a wide range of interior applications including **commercial, leisure and retail environments**. Never before has a product been so versatile, with suspended or directly surface mounted versions available for wall and ceiling mounting. They can be individually installed, continuously mounted or even pattern formed using the tailored range of accessories. Unique in the fact that **light is emitted in all directions including the ends**, thanks to the integrated LED technology and translucent end caps. A broad collection matching products can be specified for free-standing and EUtrack mounting, giving the user continuity of product, but complete design freedom in a project.

See also:




SEMPLICE p. 72

SEMPLICE LED HCL p. 485









Design
Quargnale // Ruatti studio Architetti

FEATURES

-  Direct/Indirect Emission
-  UGR <22
-  IP 40




LED

-  3000K/4000K
-  >90 lm/W
-  CRI >90
-  Eye safety: RG0/RG1
-  Mac Adams 3
-  L80/B10 >50.000h

CERTIFICATIONS

-  CE
-  A++
-  5 years warranty
-  ETL

ON REQUEST

-  DALI - RDD code (verify the version)
-  Bluetooth - BT code (verify the version)
-  Emergency kit 1/3 hour EM/EM 3h code
-  2700K - 5000K

Specifications Built-in driver.

Optic

- PG for soft and homogenous emission without areas of shade
- EB for side emission

Body

Body - diffuser manufactured from shock-resistant, anti-static technopolymer, with an exclusive paint treatment to guarantee constant soft light homogeneity. End caps and joint accessories are produced in the same material to ensure seamless lines of light.

WALL - FLOOR

SEMPLICE LED



WALL/FLOOR

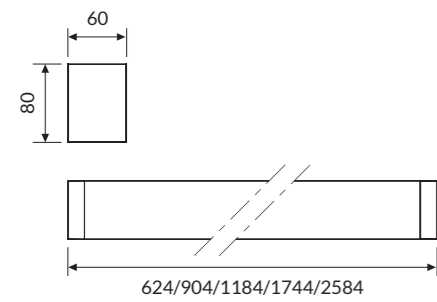



SEMPLICE LED PG

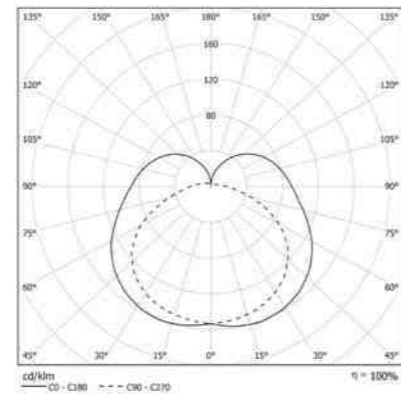
OPTIC

PMMA technopolymer with surface treatment for completely uniform light distribution. Integrated LED technology.

Wall accessories not included.



IP 40 A++



COLOUR TEMPERATURE

4000K

3000K

COD	💡	lm	mm
67PG24L490HP	24W	2160	624
67PG36L490HP	36W	3240	904
67PG48L490HP	48W	4320	1184
67PG72L490HP	72W	6480	1744
67PG108L490HP	108W	9720	2584

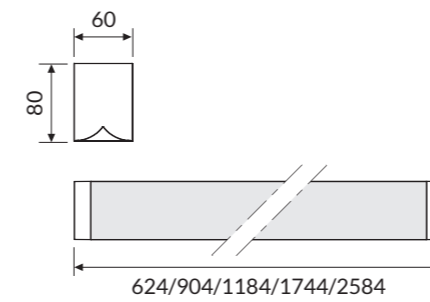

COD	💡	lm	mm
67PG24L390HP	24W	2052	624
67PG36L390HP	36W	3078	904
67PG48L390HP	48W	4104	1184
67PG72L390HP	72W	6156	1744
67PG108L390HP	108W	9234	2584

SEMPLICE LED EB

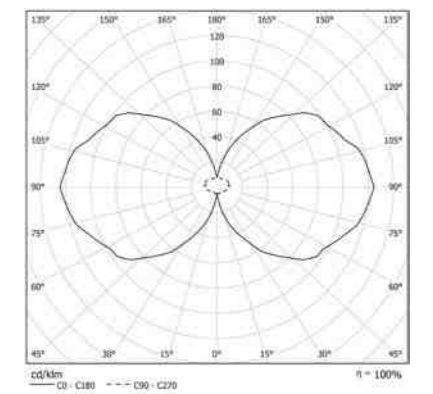
OPTIC

PMMA technopolymer with surface treatment and super-pure aluminum reflector for bi-directional light distribution. Integrated LED technology.

Wall accessories not included.



IP 40 A++



COLOUR TEMPERATURE

4000K

3000K

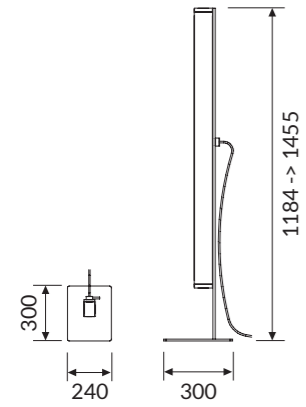
COD	💡	lm	mm
67EB24L490HP	24W	2064	624
67EB36L490HP	36W	3096	904
67EB48L490HP	48W	4128	1184
67EB72L490HP	72W	6192	1744
67EB108L490HP	108W	9288	2584

COD	💡	lm	mm
67EB24L390HP	24W	1961	624
67EB36L390HP	36W	2941	904
67EB48L390HP	48W	3922	1184
67EB72L390HP	72W	5882	1744
67EB108L390HP	108W	8824	2584

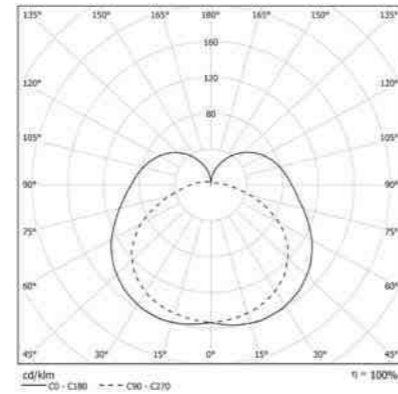
SEMPLICE LED FLOOR

OPTIC

PMMA technopolymer with surface treatment for completely uniform light distribution. Supplied with a metal base with universal joint for head rotation.



IP 40 A++



COLOUR TEMPERATURE

4000K

3000K

COD	💡	lm
67PG48L490HPT	48W	4320

COD	💡	lm
67PG48L390HPT	48W	4104

Accessories



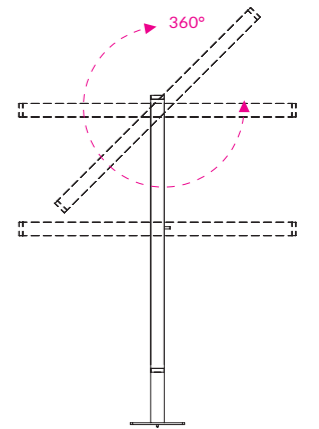
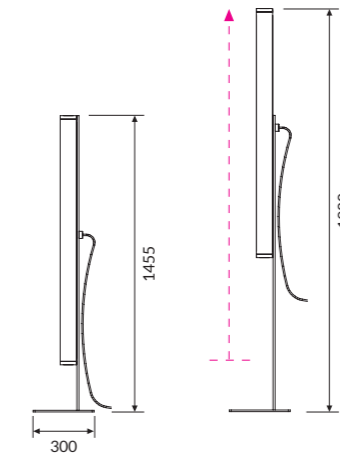

67AA14
Spacers kit for wall/ceiling mounting.



67AA11LED
Electrified linear joint with total emission for continuous rows installation.

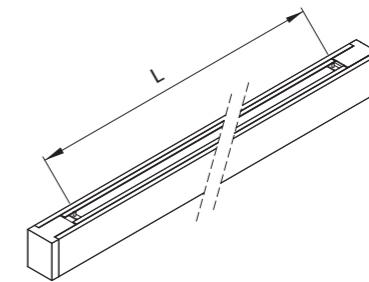
Technical Note

SEMPLICE FLOOR



FIXING DISTANCES FOR SUSPENSION

💡	mm-min.	mm-max.
24W	300	450
36W	400	750
48W	600	1050
72W	800	1500
108W	1100	2240



MODULAR SYSTEM

The universal articulated joint is through-wired and facilitates the creation of unique shapes and pattern forms.



JOOLS WALL

ID CODE: 11

JOOLS LV is a **powerful compact light** for wall installation. With bi-directional light emission it is designed for professional applications, such as boutique retail or hospitality. Jools Wall is perfectly complimented by the versions for ceiling mounting, wire suspending and track mounting.




See also:

JOOLS suspended/ceiling p. 148
JOOLS LV p. 336









Design
Serge & Robert Cornelissen

FEATURES

-  Direct/Indirect Emission
-  UGR <19
-  IP 40


LED

-  3000K/4000K
-  >99 lm/W
-  CRI >90
-  Eye safety: RG0/RG1
-  Mac Adams 3
-  L80/B10 >50.000h

CERTIFICATIONS

-  CE
-  A+
-  5 years warranty

ON REQUEST

-  2700K - 5000K

Specifications LED CoB technology.

Optic · Diffused satin PC for indirect emission
· Direct emission with PC lens. CUT-OFF>30°

Body Spun aluminum with epoxy powder coating.

Colour ○ White RAL 9003 wrinkled - Code: W
● Black RAL 9005 wrinkled - Code: BK
● Champagne Anodized - Code: C67

WALL - FLOOR

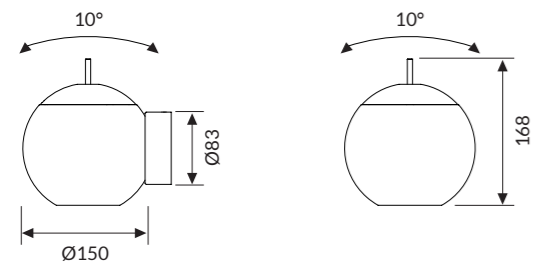
JOOLS WALL



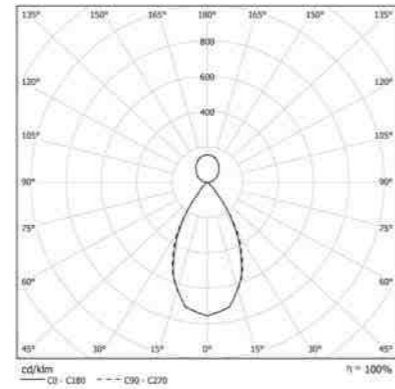
JOOLS WALL

OPTIC

Diffused satin PC for indirect emission.
 Direct emission with PC lens. CUT-OFF > 30°
 Beam angle: 14° - 35° - 55° with adjustable emission.



IP 40 A+



DIRECT // INDIRECT EMISSION

Ø (mm)	Power Direct Mod.	Power Indirect Mod.
150	12W	7W

COLOUR TEMPERATURE


4000K

COD	Light Bulb Icon	lm	Ø (mm)
11DI19L490W14	19W 14°	1881	150
11DI19L490W35	19W 35°	1881	150
11DI19L490W55	19W 55°	1881	150

3000K

COD	Light Bulb Icon	lm	Ø (mm)
11DI19L390W14	19W 14°	1768	150
11DI19L390W35	19W 35°	1768	150
11DI19L390W55	19W 55°	1768	150

Technical Note



BEN

ID CODE: 10

Universal fixture produced with spun aluminium, for wall, ceiling, suspended or recessed applications. For applications where low glare is desirable, DPL optics are offered which have a glare rating of UGR <19. A satin opal diffuser is also offered for soft broad-beam distribution UGR <22.

The LED boards are mounted on circular aluminium frames for optimum thermal management and quick fit connectors facilitate rapid installation. Dimming and emergency versions complete the range.




See also:

BEN suspended/ceiling	p. 128
BEN recessed	p. 212
BEN IP54	p. 520
BEN HCL	p. 478








Design
Serge & Robert Cornelissen

FEATURES

-  Direct Emission
-  UGR <22
-  IP 40





LED

-  3000K/4000K
- >124 lm/W icon" data-bbox="139 561 153 575"/> >124 lm/W
-  CRI >90
-  Eye safety: RG0/RG1
-  Mac Adams 3
-  L80/B10 >50.000h

CERTIFICATIONS

-  CE
-  A+
-  5 years warranty
-  ETL

ON REQUEST


-  DALI - RDD code (verify the version)
-  BT Easy connect - BEM/BES code
-  Emergency kit 1/3 hour EM/EM 3h code
-  2700K

Specifications Built-in driver.

Optic PG with frosted Acryl-Satiné and impact resistant diffuser UGR<22.

Body Spun aluminium with epoxy powder coating.

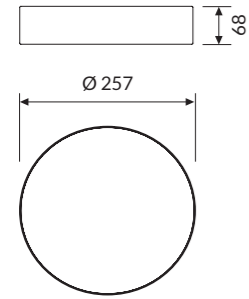
Colour ○ Matt white RAL 9003 - Code: B



BEN SMALL IP40 PG

OPTIC

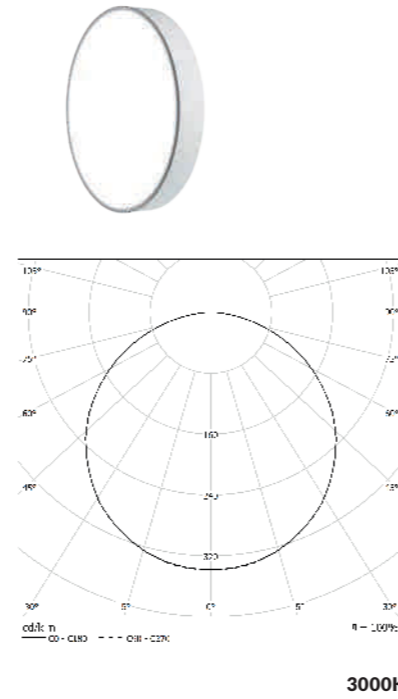
PG diffuser with frosted Acryl-Satiné and impact resistant diffuser UGR<22.



COLOUR TEMPERATURE **4000K**

COD	💡	lm	Ø (mm)
10PG6L490	6W	749	257
10PG12L490	12W	1497	257
10PG18L490	18W	2246	257

IP 40 A+



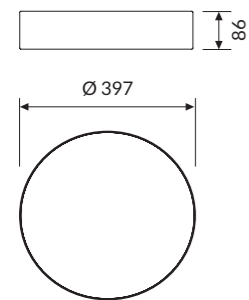
3000K

COD	💡	lm	Ø (mm)
10PG6L390	6W	712	257
10PG12L390	12W	1422	257
10PG18L390	18W	2138	257

BEN MEDIUM IP40 PG

OPTIC

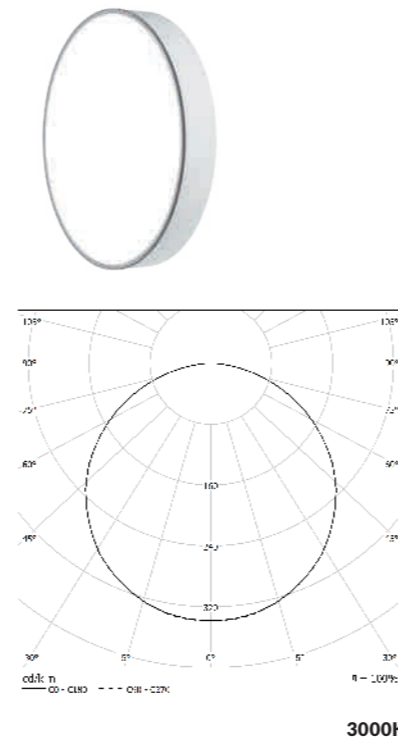
PG diffuser with frosted Acryl-Satiné and impact resistant diffuser UGR<22.



COLOUR TEMPERATURE **4000K**

COD	💡	lm	Ø (mm)
10PG16L490	16W	1994	397
10PG25L490	25W	3113	397

IP 40 A+



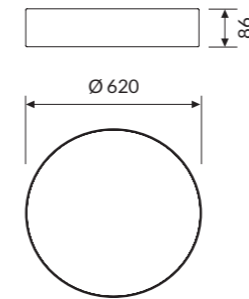
3000K

COD	💡	lm	Ø (mm)
10PG16L390	16W	1894	397
10PG25L390	25W	2957	397

BEN LARGE IP40 PG

OPTIC

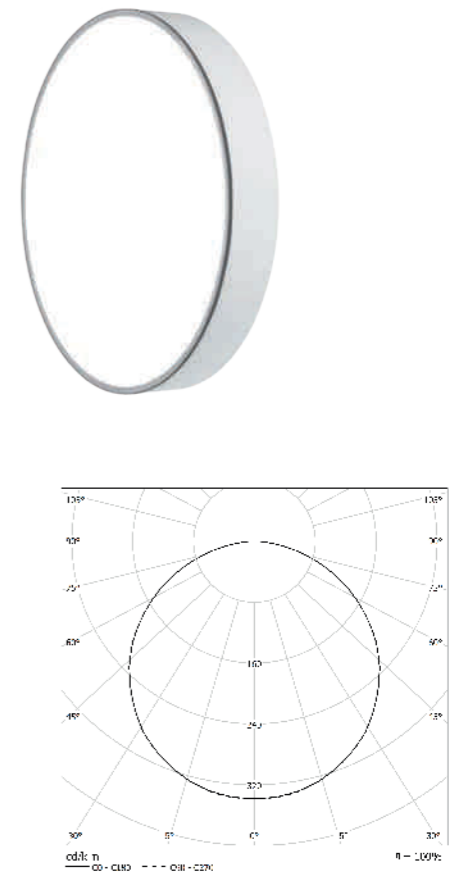
PG diffuser with frosted Acryl-Satiné and impact resistant diffuser UGR<22.



COLOUR TEMPERATURE **4000K**

COD	💡	lm	Ø (mm)
10PG60L490	60W	7476	620
10PG112L490	112W	13955	620

IP 40 A+



3000K

COD	💡	lm	Ø (mm)
10PG60L390	60W	7102	620
10PG112L390	112W	13257	620

LOGIC

ID CODE: 09




The elegance shallow profile coupled with the offset IP44 sealed PMMA diffuser makes LOGIC perfect for a wide range of contemporary applications.

The latest LED technology is utilised along with integrated drivers to facilitate multiple outputs. Housed in a modern and slimline design, LOGIC achieves excellent energy efficiency whilst promoting a contemporary, fresh aesthetic.









Design
esse-ci

FEATURES

-  Direct Emission
-  UGR <22
-  IP 44

LED

-  3000K/4000K
-  >120 lm/W
-  CRI >90
-  Eye safety: RG0/RG1
-  Mac Adams 3
-  L80/B10 >50.000h

CERTIFICATIONS

-  CE
-  A++
-  5 years warranty

ON REQUEST

-  DALI - RDD code (verify the version)
-  Emergency kit 1/3 hour EM/EM3h code

Specifications Built-in driver.

Optic PMMA diffuser for soft emission. Internal aluminum flux regenerator.

Body The body is 8/10 thick, completely realized from steel plate with epoxy powders.

Colour

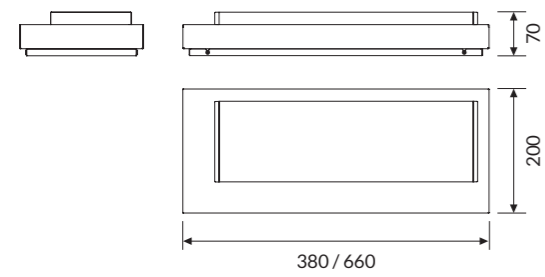
- White RAL 9016 - Code: B
- Black RAL 9005 - Code: C8



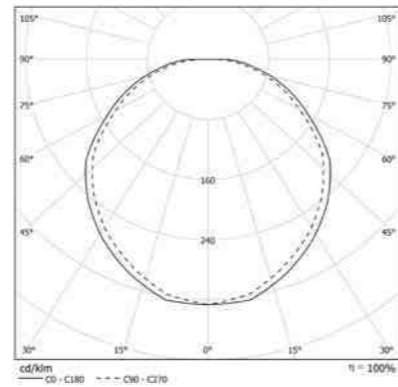
LOGIC LED PG

OPTIC

PMMA satin diffuser and integrated LED technology for optimum efficiency and longevity.




IP 44 A++



Technical Note

EXAMPLES OF COMPOSITION



COLOUR TEMPERATURE

4000K

COD	💡	lm	mm
09PG8L490	8W	1032	380
09PG17L490	17W	1904	380
09PG22L490	22W	2064	660
09PG34L490	34W	3808	660

3000K

COD	💡	lm	mm
09PG8L390	8W	928	380
09PG17L390	17W	1714	380
09PG22L390	22W	1857	660
09PG34L390	34W	3428	660

MAGIS	394
ERGO	398
LINEA IP54	406
PCMEVO	412
STILLA	416
GROOVE IP54	432
GROOVE DISPLAY IP54	438

MAGIS

ID CODE: 92

Magis is a new high bay fixture for both **indoor and outdoor applications**, designed for use in **industrial environments**. The body, ultra-thin and with a refined design, meeting the required high protection standards demanded by harsh environments and the integrated anti-shock system is able to **withstand voltage peaks up to 10kv**. The range of outputs coupled with a choice of optics for both focused or wide beam spread make Magis an extremely versatile luminaire.



Design
Delineo Design

FEATURES

- Direct Emission
- UGR < 22
- IP 66
- IK 08
- 30° / +45°

LED

- 4000K
- >125 lm/W
- CRI > 80
- Eye safety: RG0/RG1
- Mac Adams 3
- L80/B10 >50.000h

CERTIFICATIONS

- CE
- A+
- 5 years warranty

ON REQUEST

- DALI - RDD code (verify the version)
- BT Easy connect - BEM/BES code
- Emergency kit 1/3 hour EM/EM 3h code
- 3000K - 5000K

Specifications Built-in driver.

Optic · NB: Polycarbonate narrow lens
· WB: Polycarbonate lens with diffusing emission

Body Manufactured from pressure die-cast aluminum with epoxy powder coating.

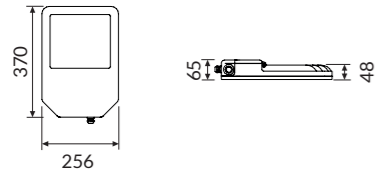
Colour ○ White Matt RAL 9003 - Code: B
● Black Matt RAL 9005 - Code: C8



MAGIS MEDIUM NB

OPTIC

Polycarbonate narrow lens.



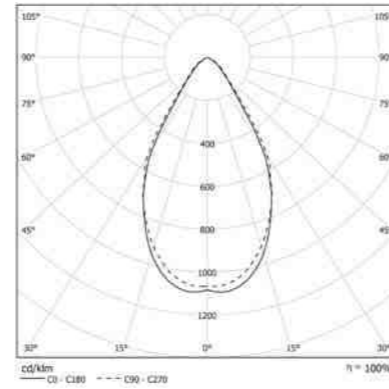
COLOUR TEMPERATURE

4000K

COD	💡	lm
92NB100L4M	100W	12000
92NB150L4M	150W	18000



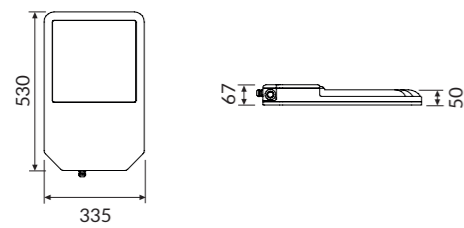
IP 66 A*



MAGIS LARGE NB

OPTIC

Polycarbonate narrow lens.



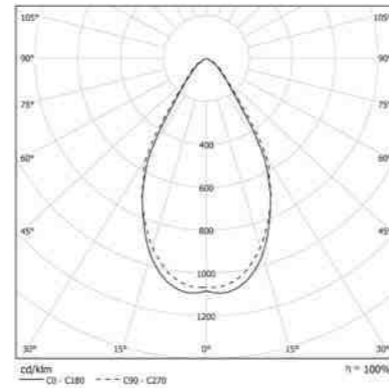
COLOUR TEMPERATURE

4000K

COD	💡	lm
92NB200L4L	200W	24000
92NB250L4L	250W	30000
92NB300L4L	300W	36000



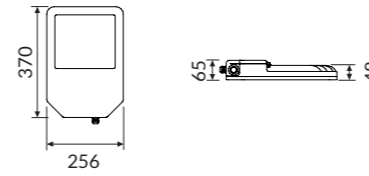
IP 66 A*



MAGIS MEDIUM WB

OPTIC

Polycarbonate lens with diffusing emission.



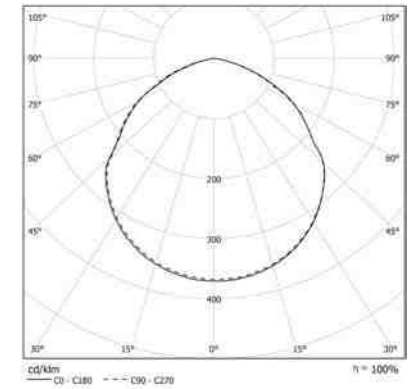
COLOUR TEMPERATURE

4000K

COD	💡	lm
92WB100L4M	100W	12500
92WB150L4M	150W	18750



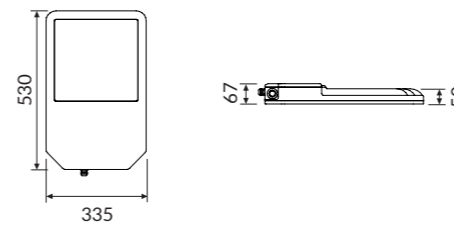
IP 66 A*



MAGIS LARGE WB

OPTIC

Polycarbonate lens with diffusing emission.



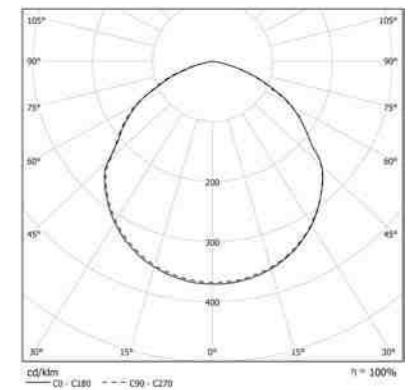
COLOUR TEMPERATURE

4000K

COD	💡	lm
92WB200L4L	200W	25000
92WB250L4L	250W	31250
92WB300L4L	300W	37500



IP 66 A*



Accessories



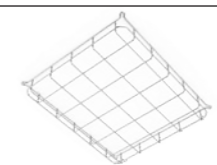
92AA13

Single wire 1500mm long adjustable suspension kit.



92AA1330

Single wire 3000mm long adjustable suspension kit.



92AAGPM 92AAGPL

Wireguard.

ERGO

ID CODE: 02

ERGO is a high brightness LED fixture designed for commercial, industrial and sports applications. Users can expect ultra-low energy consumption coupled with fast payback results.

Performance optics are available including long, narrow distribution for aisle lighting in retail applications, ultra-wide for large open plan areas and symmetrical distribution for regular high level use. Versions with a protection grille are also offered.

Twin circuit wiring is offered as standard for the possibility of 50% lower energy consumption and resultant decrease in CO2. Wide range of accessories for surface, suspended, wall and even recessed applications are possible. ERGO luminaires are supplied with 2 metres of power supply cable.



Design
esse-ci

FEATURES

- Direct Emission
- UGR <22
- IP 65 indoor
- IK 08; 10
- 25° / +45°

LED

- 3000K/4000K
- >142 lm/W
- CRI >90
- Eye safety: RG0/RG1
- Mac Adams 3
- L80/B10 >50.000h

CERTIFICATIONS

- CE
- A+
- DIN 18032-3 (GP version)
- 5 years warranty

ON REQUEST


- DALI - RDD code (verify the version)
- BT Easy connect - BEM/BES code
- Emergency kit 1/3 hour EM/EM 3h code
- 5000K

Specifications Built-in driver.

Optic Concentrating polycarbonate lens, diffusing, elliptical or with protective grid.

Body Anodized aluminum body and die-cast end caps.

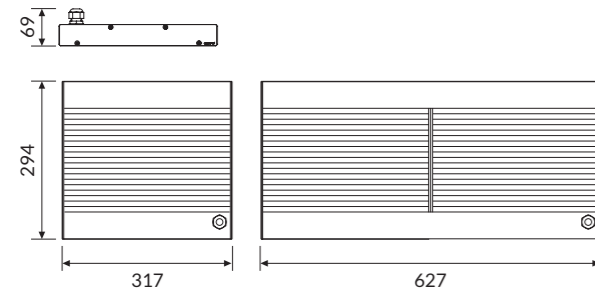
Colour
 ● Black RAL 9005
 ○ White RAL 9003 - Code: B



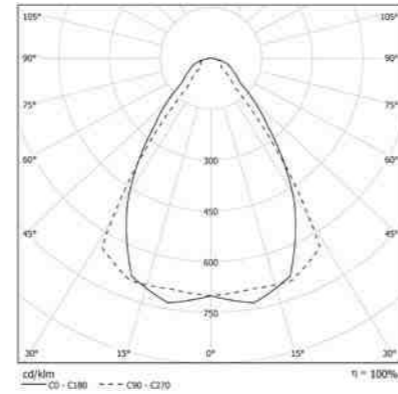
ERGO PC

OPTIC

Polycarbonate lens, symmetrical distribution.



IP 65 A+
IK08



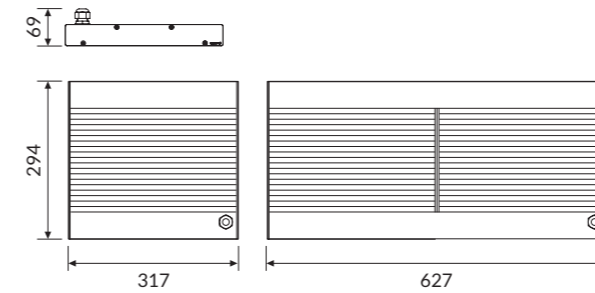
COLOUR TEMPERATURE 4000K

COD	💡	lm	mm
02PC86L49065	86W	12190	317x294
02PC105L49065	105W	14329	317x294
02PC125L49065	125W	16068	317x294
02PC172L49065	172W	23913	627x294
02PC210L49065	210W	28171	627x294
02PC252L49065	252W	31681	627x294

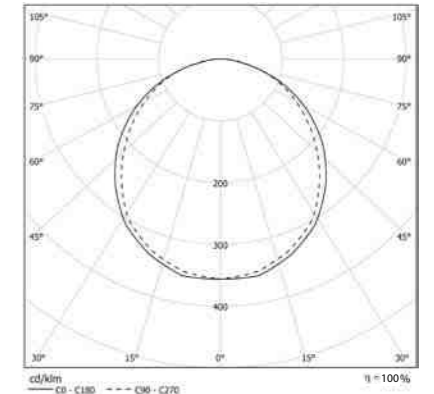
ERGO DS

OPTIC

Polycarbonate lens, wide diffused symmetrical distribution.



IP 65 A+
IK08



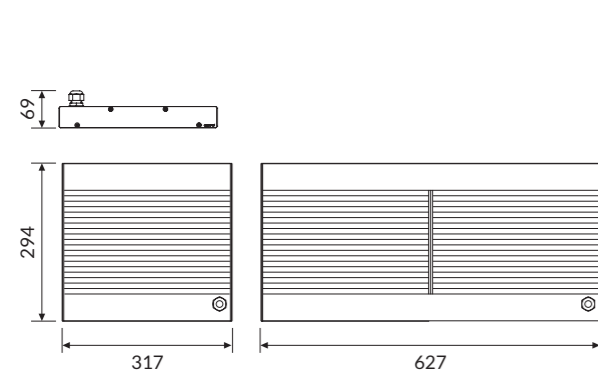
COLOUR TEMPERATURE 4000K

COD	💡	lm	mm
02DS86L49065	86W	10439	317x294
02DS105L49065	105W	12314	317x294
02DS125L49065	125W	14061	317x294
02DS172L49065	172W	20830	627x294
02DS210L49065	210W	24247	627x294
02DS252L49065	252W	27691	627x294

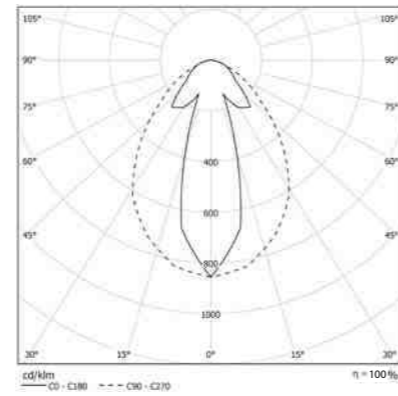
ERGO EL

OPTIC

Polycarbonate lens, elliptical distribution.



IP 65 A+
IK08



COLOUR TEMPERATURE **4000K**

COD	💡	lm	mm
02EL86L49065	86W	10943	317x294
02EL105L49065	105W	12671	317x294
02EL125L49065	125W	14531	317x294
02EL172L49065	172W	21543	627x294
02EL210L49065	210W	25683	627x294
02EL252L49065	252W	28626	627x294

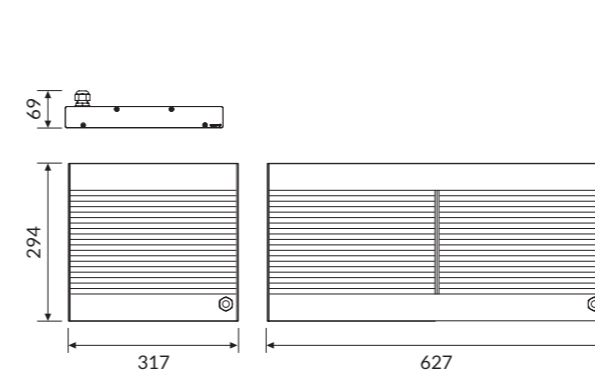
COLOUR TEMPERATURE **3000K**

COD	💡	lm	mm
02EL86L39065	86W	10286	317x294
02EL105L39065	105W	11911	317x294
02EL125L39065	125W	13660	317x294
02EL172L39065	172W	20250	627x294
02EL210L39065	210W	24142	627x294
02EL252L39065	252W	26909	627x294

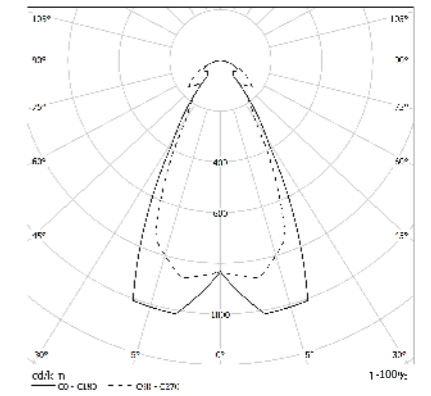
ERGO GP

OPTIC

Polycarbonate lens, symmetrical distribution. Additional protection grid.



IP 65 A+
IK10



COLOUR TEMPERATURE **4000K**

COD	💡	lm	mm
02GP86L49065	86W	9237	317x294
02GP105L49065	105W	11028	317x294
02GP125L49065	125W	12502	317x294
02GP172L49065	172W	18394	627x294
02GP210L49065	210W	21820	627x294
02GP252L49065	252W	25069	627x294

COLOUR TEMPERATURE **3000K**

COD	💡	lm	mm
02GP86L39065	86W	8682	317x294
02GP105L39065	105W	10366	317x294
02GP125L39065	125W	11751	317x294
02GP172L39065	172W	17290	627x294
02GP210L39065	210W	20510	627x294
02GP252L39065	252W	23563	627x294



02AA13
Single wire 1500mm long adjustable suspension kit.



02AA1330
Single wire 3000mm long adjustable suspension kit.



02AA14BS
Brackets for busbar.

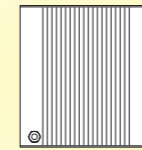


02AA15: 317mm module
02AA15252: 627mm module
Bracket for wall installation.

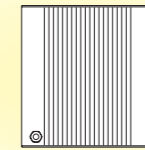


02AA17: 317mm module
02AA172M: 627mm module
Housing for recessed installation.

EMISSION



Ergo PC - DS - GP




Ergo EL

LINEA IP54


ID CODE: 12

IP54 fixtures that combine **efficiency and energy saving** with a long life time. Ideal for laboratories, walking areas and industrial environments.









Design
esse-ci




FEATURES

-  Direct Emission
-  UGR < 22
-  IP 54
-  IK 10
-  -25° / +35°




LED

-  3000K/4000K
-  >98 lm/W; >103 lm/W
-  CRI >90
-  Eye safety: RG0/RG1
-  Mac Adams 3
-  L80/B10 >50.000h

CERTIFICATIONS

-  CE
-  A+
-  5 years warranty


ON REQUEST

-  DALI - RDD code (verify the version)
-  Emergency kit 1/3 hour EM/EM.3h code
-  5000K - 6500K

Specifications Built-in driver.

Optic Polycarbonate diffuser, impact-resistant.

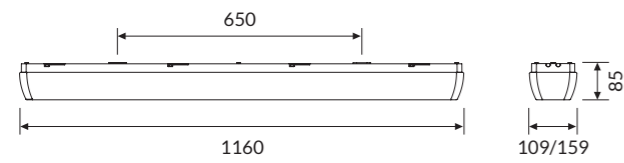

Body Polycarbonate body with high mechanical resistance, polyurethane foam seal (PUR).



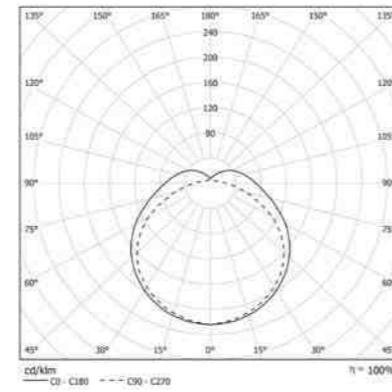
LINEA IP54 LONG

OPTIC

Polycarbonate diffuser, impact-resistant.



IP 54 A+
IK10



COLOUR TEMPERATURE **4000K**

COD	💡	lm	mm
12PO21L49054	21W	2130	109x1160
12PO25L49054	25W	2716	109x1160
12PO33L49054	33W	3506	109x1160
12PO39L49054	39W	3971	159x1160
12PO48L49054	48W	4948	159x1160
12PO65L49054	65W	6705	159x1160

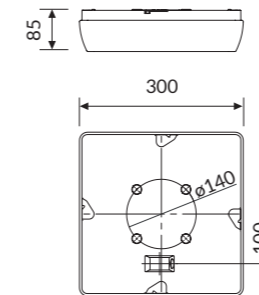
COLOUR TEMPERATURE **3000K**

COD	💡	lm	mm
12PO21L39054	21W	1894	109x1160
12PO25L39054	25W	2255	109x1160
12PO33L39054	33W	2977	109x1160
12PO39L39054	39W	3518	159x1160
12PO48L39054	48W	4330	159x1160
12PO65L39054	65W	5864	159x1160

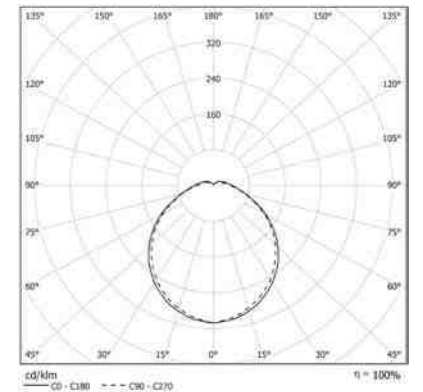
LINEA IP54 SQUARE

OPTIC

Polycarbonate diffuser, impact-resistant.



IP 54 A+
IK10



COLOUR TEMPERATURE **4000K**

COD	💡	lm	mm
12PO10L49054	10W	1097	300x300
12PO13L49054	13W	1386	300x300
12PO18L49054	18W	1879	300x300
12PO27L49054	27W	2688	300x300

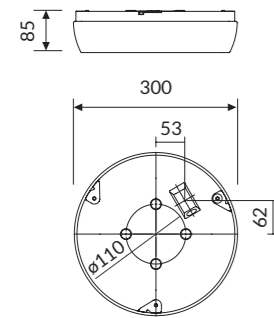
COLOUR TEMPERATURE **3000K**

COD	💡	lm	mm
12PO10L39054	10W	893	300x300
12PO13L39054	13W	1161	300x300
12PO18L39054	18W	1607	300x300
12PO27L39054	27W	2411	300x300

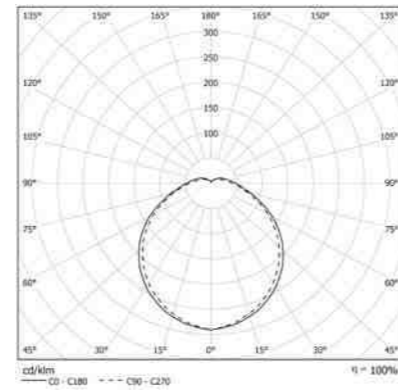
LINEA IP54 ROUND

OPTIC

Polycarbonate diffuser, impact-resistant.



IP 54 A+
IK10



COLOUR TEMPERATURE 4000K

COD	💡	lm	Ø (mm)
12PO10L49054R	10W	1116	300
12PO13L49054R	13W	1395	300
12PO18L49054R	18W	1897	300
12PO27L49054R	27W	2725	300

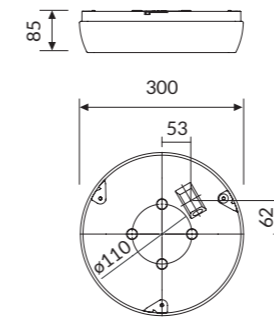
COLOUR TEMPERATURE 3000K

COD	💡	lm	Ø (mm)
12PO10L39054R	10W	911	300
12PO13L39054R	13W	1185	300
12PO18L39054R	18W	1641	300
12PO27L39054R	27W	2461	300

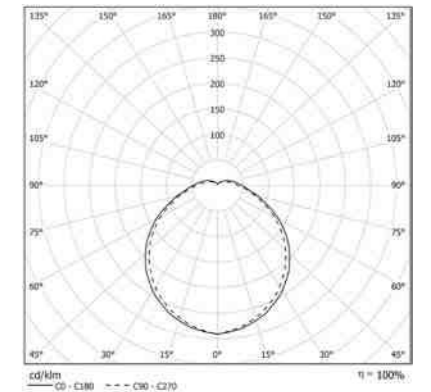
LINEA IP54 ROUND INTELLIGENT

OPTIC

Polycarbonate diffuser, impact-resistant.
Integrated presence sensor.



IP 54 A+
IK10



COLOUR TEMPERATURE 4000K

COD	💡	lm	Ø (mm)
12PO10L49054RS	10W	1116	300
12PO13L49054RS	13W	1395	300

3000K

COD	💡	lm	Ø (mm)
12PO10L39054RS	10W	911	300
12PO13L39054RS	13W	1185	300

Technical Note

PRESENCE SENSOR - CONSTANT LIGHT



With sufficient natural light, the light will not switch on even if a presence is detected. Manually adjustable light level.



With insufficient natural light, the sensor will switch on the light when a presence is detected.




The light switch off automatically when no movement is detected. Manually adjustable hold time.

PCM EVO

ID CODE: 03

IP66 luminaires that combine **efficiency and energy saving** with a long life time. High impact resistance and high protection against dust and water.









Design
esse-ci

FEATURES

-  Direct Emission
-  UGR < 22
-  IP 66
-  IK 10
-  -20° / +35°





LED

-  4000K
-  >100 lm/W; >113 lm/W
-  CRI > 80
-  Eye safety: RG0/RG1
-  Mac Adams 3
-  L80/B10 >50.000h

CERTIFICATIONS

-  CE
-  A+
-  5 years warranty

ON REQUEST

-  DALI - RDD code (verify the version)
-  Emergency kit 1/3 hour EM/EM 3h code
-  3000K-5000K-6500K
-  Steel clips for screen fixing

Specifications Built-in driver.

Optic Translucent polycarbonate screen UV stabilized. Internal reflector in painted steel sheet UV stabilized.

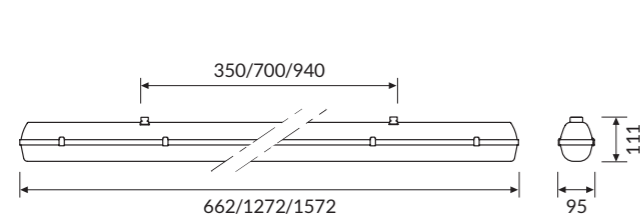
Body Polycarbonate body with high mechanical resistance.



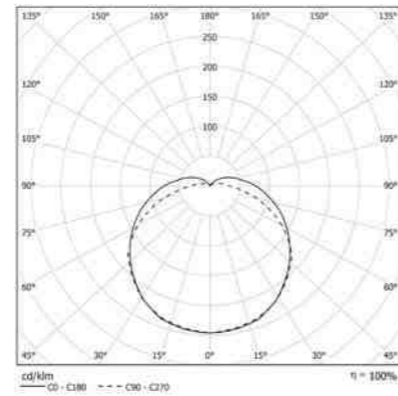
PCM LED EVO PC

OPTIC

Translucent polycarbonate screen UV stabilized.
Internal reflector in painted steel sheet UV stabilized.



IP 66 A+
IK10



COLOUR TEMPERATURE

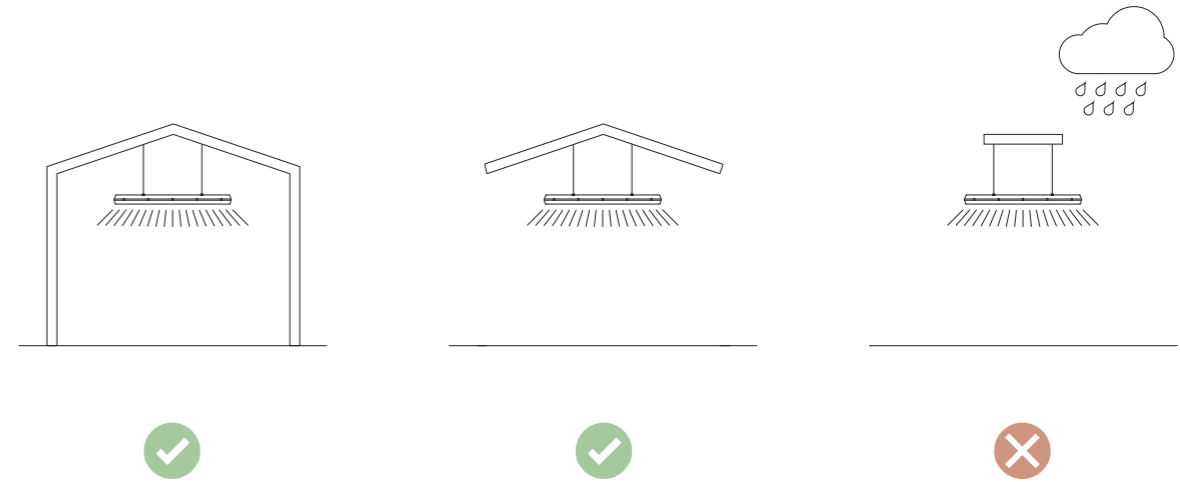
4000K

COD	💡	lm	mm
03PC10L466	10W 4000K IP66	1260	95x662
03PC12L466	12W 4000K IP66	1510	95x662
03PC15L466	15W 4000K IP66	1950	95x662
03PC18L466	18W 4000K IP66	2320	95x1272
03PC22L466	22W 4000K IP66	2860	95x1272
03PC30L466	30W 4000K IP66	3920	95x1272
03PC46L466	46W 4000K IP66	5650	95x1272
03PC22L4L66	22W 4000K IP66	2810	95x1572
03PC27L466	27W 4000K IP66	3530	95x1572
03PC37L466	37W 4000K IP66	4940	95x1572
03PC58L466	58W 4000K IP66	7090	95x1572

Technical Note

INDOOR/OUTDOOR INSTALLATION

Not suitable for outdoor applications.
To be installed in indoor or covered outdoor areas.



ACCESSORIES INCLUDED



Brackets for ceiling or wall application.



Hanging hook for suspended applications.

STILLA

ID CODE: 05

STILLA is a highly technical IP rated fixture that features performance optics, making it extremely useful for large open plan areas such as warehousing, transport depots and manufacturing plants, as well as in retail applications that require high brightness artificial lighting with good colour quality. The body is manufactured from extruded aluminium for optimum thermal management and sealed against moisture and dust ingress to IP65. Dimmable and emergency options are also offered making the collection perfect for use with lighting control systems, where optimum efficiency and energy savings are desired.



Design
esse-ci

FEATURES

- Direct Emission
- UGR < 22
- IP 65
- IK 08
- 25° / +45°

LED

- 3000K/4000K
- >119 lm/W icon"/> >119 lm/W
- CRI > 90
- Eye safety: RG0/RG1
- Mac Adams 3
- L80/B10 >50.000h

CERTIFICATIONS

- CE
- A++
- 5 years warranty

ON REQUEST

- DALI - RDD code (verify the version)
- BT Easy connect - BEM/BES code
- Emergency kit 1/3 hour EM/EM 3h code
- 5000K

Specifications Built-in driver

- Optic**
- NB Narrow beam: concentrating polycarbonate lenses coextruded into the main diffuser
 - WB Wide beam: diffusing polycarbonate lenses coextruded into the main diffuser
 - WO Wide beam opal lens: diffusing polycarbonate lenses coextruded into the main diffuser
 - WA Wide beam acrylic lens: diffusing polycarbonate lenses coextruded into the main diffuser
 - Optional: transparent protection glass

Body Anodized aluminum body and die-cast end caps.

Colour ○ Natural anodized

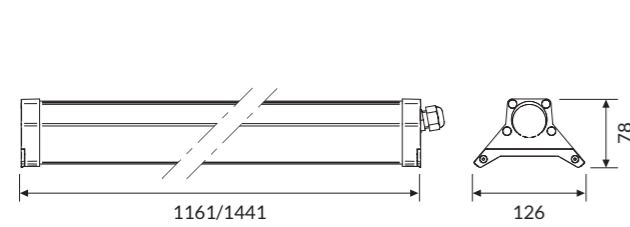


STILLA NB LOW POWER

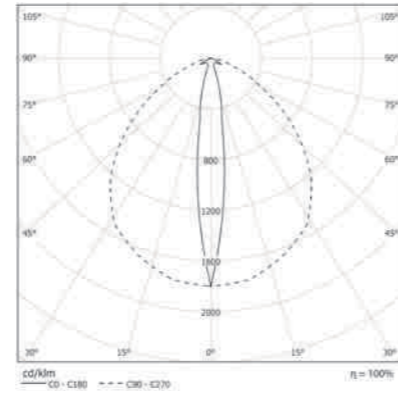
OPTIC

Narrow beam optic co-extruded into the main diffuser.

Fixture for single installation equipped with cable L 2mt.



IP 65 A++
IK 08



COLOUR TEMPERATURE 4000K

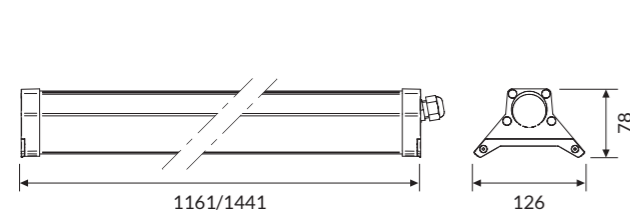
COD	💡	lm	mm
05NB24L49065	24W	2295	1161
05NB30L49065	30W	2870	1441

STILLA NB-FC LOW POWER


OPTIC

Narrow beam optic co-extruded into the main diffuser.

Fixture for continuous-row with quick connector and through wiring.



IP 65 A++
IK 08



COLOUR TEMPERATURE 4000K

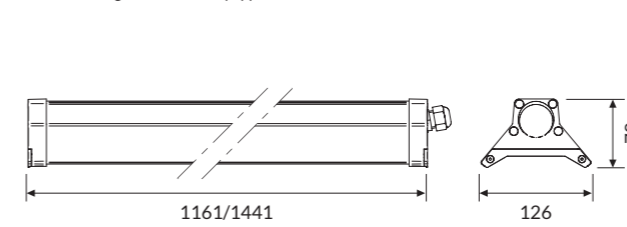
COD	💡	lm	mm
05NB24L49065FC	24W	2295	1161
05NB30L49065FC	30W	2870	1441

STILLA WB LOW POWER


OPTIC

Wide beam optic co-extruded into the main diffuser.

Fixture for single installation equipped with cable L 2mt.



IP 65 A++
IK 08



COLOUR TEMPERATURE 4000K

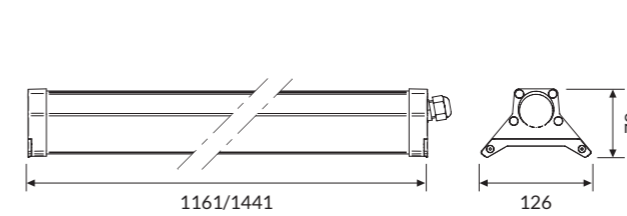
COD	💡	lm	mm
05WB24L49065	24W	2449	1161
05WB30L49065	30W	3061	1441

STILLA WB-FC LOW POWER

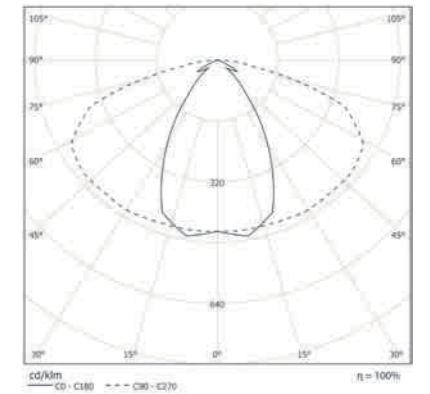
OPTIC

Wide beam optic co-extruded into the main diffuser.

Fixture for continuous-row with quick connector and through wiring.



IP 65 A++
IK 08



COLOUR TEMPERATURE 4000K

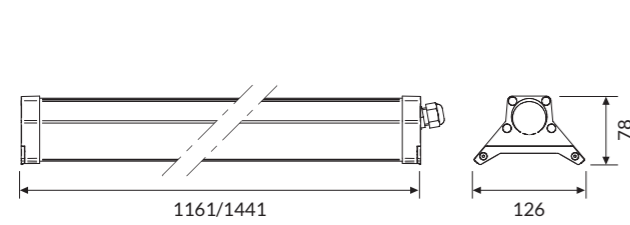
COD	💡	lm	mm
05WB24L49065FC	24W	2449	1161
05WB30L49065FC	30W	3061	1441

STILLA WO LOW POWER

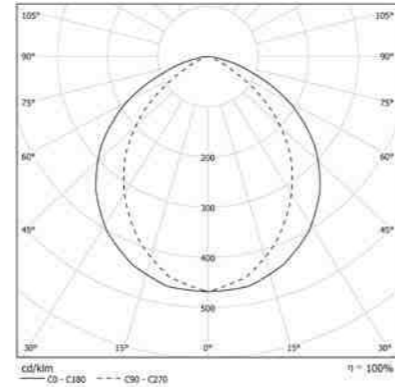
OPTIC

Wide beam optic. Frosted polycarbonate lens.

Fixture for single installation equipped with cable L 2mt.



IP 65
IK 08 **A++**



COLOUR TEMPERATURE **4000K**

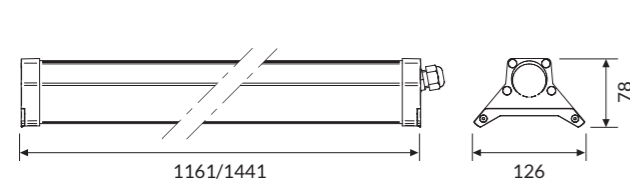
COD	💡	lm	mm
05WO24L49065	24W	2188	1161
05WO30L49065	30W	2736	1441

STILLA WO-FC LOW POWER

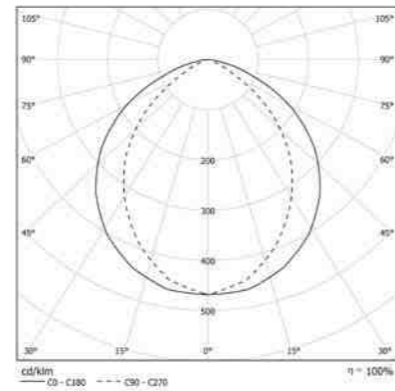
OPTIC

Wide beam optic. Frosted polycarbonate lens.

Fixture for continuous-row with quick connector and through wiring.



IP 65
IK 08 **A++**



COLOUR TEMPERATURE **4000K**

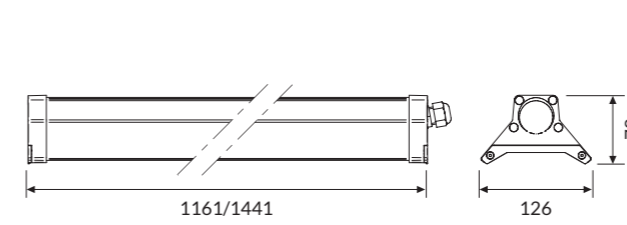
COD	💡	lm	mm
05WO24L49065FC	24W	2188	1161
05WO30L49065FC	30W	2736	1441

STILLA WA LOW POWER

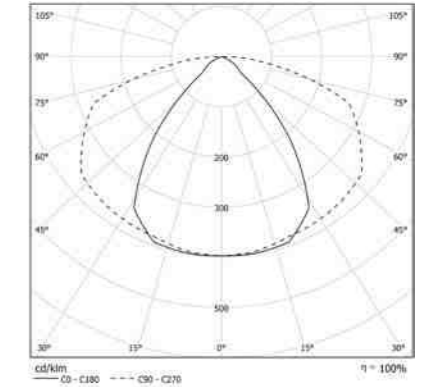
OPTIC

Wide beam optic. Acrylic lens.

Fixture for single installation equipped with cable L 2mt.



IP 65
IK 08 **A++**



COLOUR TEMPERATURE **4000K**


COD	💡	lm	mm
05WA24L49065	24W	2622	1161
05WA30L49065	30W	3278	1441

STILLA WA-FC LOW POWER

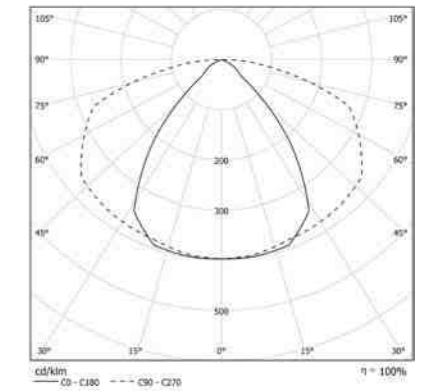
OPTIC

Wide beam optic. Acrylic lens.

Fixture for continuous-row with quick connector and through wiring.



IP 65
IK 08 **A++**



COLOUR TEMPERATURE **4000K**

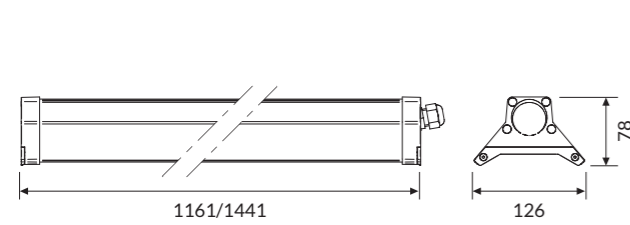
COD	💡	lm	mm
05WA24L49065FC	24W	2622	1161
05WA30L49065FC	30W	3278	1441

STILLA NB HIGH POWER

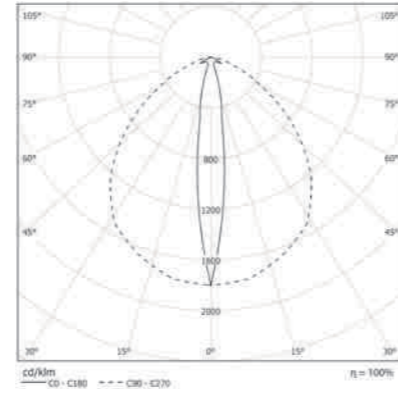
OPTIC

Narrow beam optic co-extruded into the main diffuser.

Fixture for single installation equipped with cable L 2mt.



IP 65
IK 08 A++



COLOUR TEMPERATURE 4000K

COD	💡	lm	mm
05NB46L49065	46W	4400	1161
05NB57L49065	57W	5452	1441

3000K

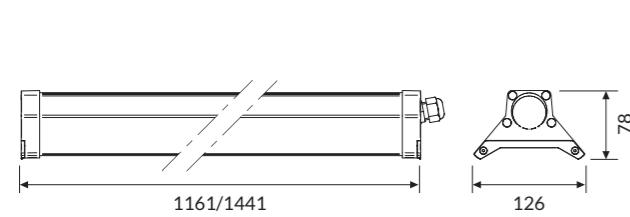
COD	💡	lm	mm
05NB46L39065	46W	4307	1161
05NB57L39065	57W	5337	1441

STILLA NB-FC HIGH POWER

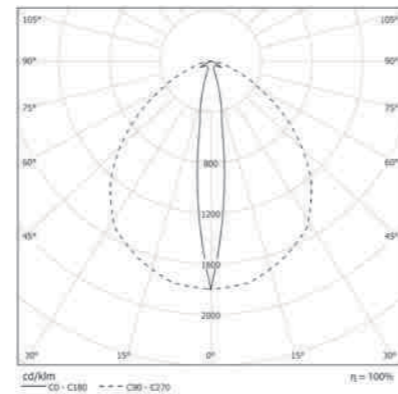
OPTIC

Narrow beam optic co-extruded into the main diffuser.

Fixture for continuous-row with quick connector and through wiring.



IP 65
IK 08 A++



COLOUR TEMPERATURE 4000K

COD	💡	lm	mm
05NB46L49065FC	46W	4400	1161
05NB57L49065FC	57W	5452	1441

3000K

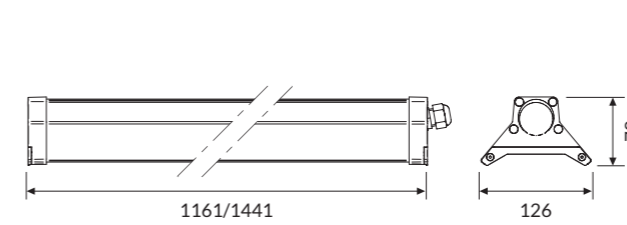
COD	💡	lm	mm
05NB46L39065FC	46W	4307	1161
05NB57L39065FC	57W	5337	1441

STILLA WB HIGH POWER

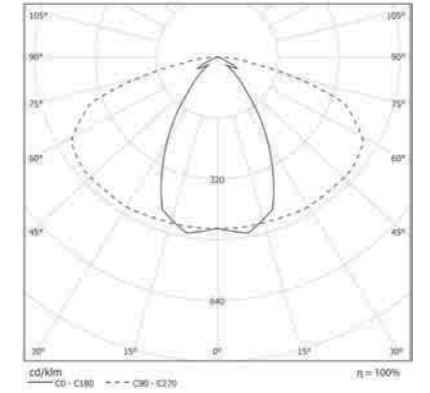
OPTIC

Wide beam optic co-extruded into the main diffuser.

Fixture for single installation equipped with cable L 2mt.



IP 65
IK 08 A++



COLOUR TEMPERATURE 4000K

COD	💡	lm	mm
05WB46L49065	46W	4692	1161
05WB57L49065	57W	5815	1441

3000K

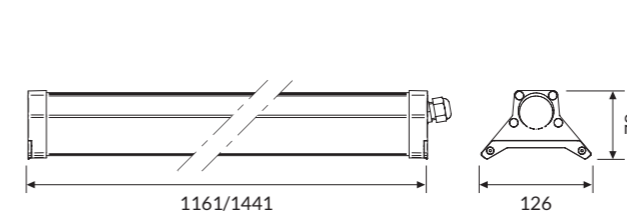
COD	💡	lm	mm
05WB46L39065	46W	4600	1161
05WB57L39065	57W	5699	1441

STILLA WB-FC HIGH POWER

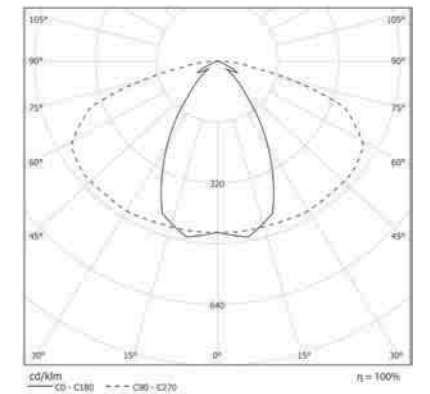
OPTIC

Wide beam optic co-extruded into the main diffuser.

Fixture for continuous-row with quick connector and through wiring.



IP 65
IK 08 A++



COLOUR TEMPERATURE 4000K

COD	💡	lm	mm
05WB46L49065FC	46W	4692	1161
05WB57L49065FC	57W	5815	1441

3000K

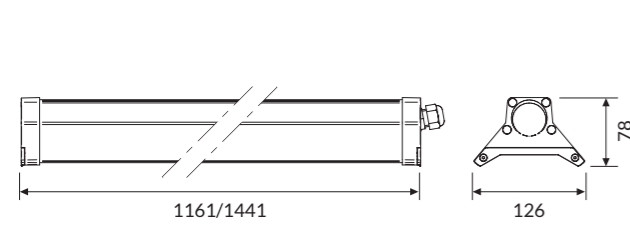
COD	💡	lm	mm
05WB46L39065FC	46W	4600	1161
05WB57L39065FC	57W	5699	1441

STILLA WO HIGH POWER

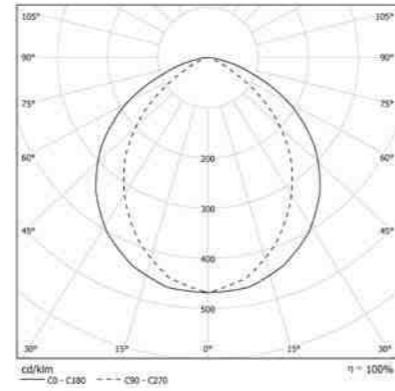
OPTIC

Wide beam optic. Frosted polycarbonate lens.

Fixture for single installation equipped with cable L 2mt.



IP 65
IK 08 **A++**



COLOUR TEMPERATURE **4000K**

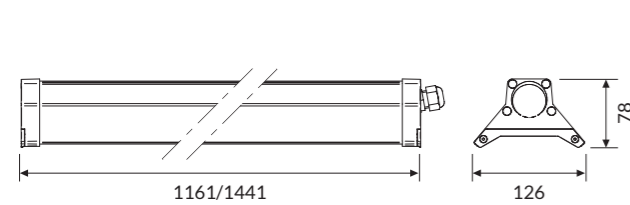
COD	💡	lm	mm
05WO46L49065	46W	4195	1161
05WO57L49065	57W	5198	1441

STILLA WO-FC HIGH POWER

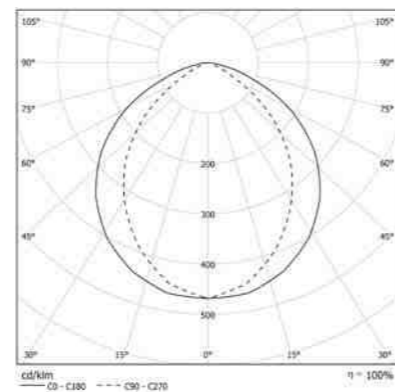
OPTIC

Wide beam optic. Frosted polycarbonate lens.

Fixture for continuous-row with quick connector and through wiring.



IP 65
IK 08 **A++**



COLOUR TEMPERATURE **4000K**

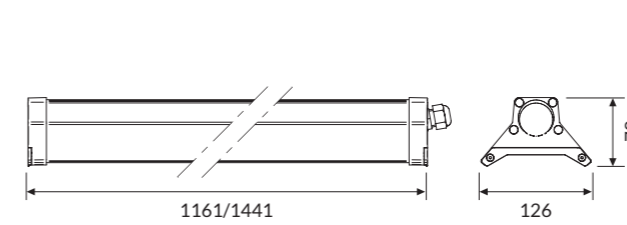
COD	💡	lm	mm
05WO46L49065FC	46W	4195	1161
05WO57L49065FC	57W	5198	1441

STILLA WA HIGH POWER

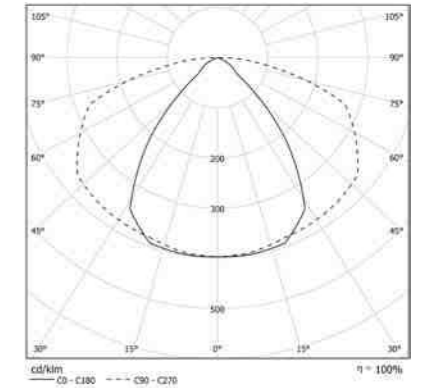
OPTIC

Wide beam optic. Acrylic lens.

Fixture for single installation equipped with cable L 2mt.



IP 65
IK 08 **A++**



COLOUR TEMPERATURE **4000K**

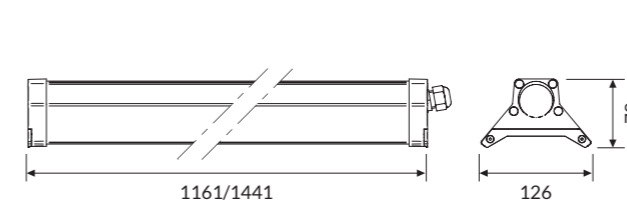
COD	💡	lm	mm
05WA46L49065	46W	5474	1161
05WA57L49065	57W	6769	1441

STILLA WA-FC HIGH POWER

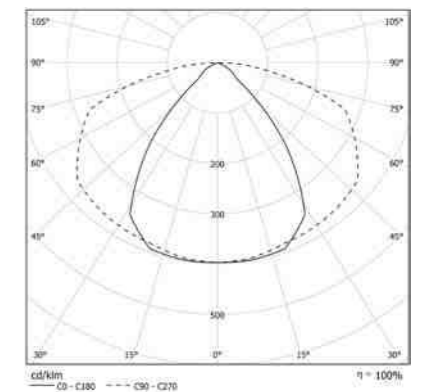
OPTIC

Wide beam optic. Acrylic lens.

Fixture for continuous-row with quick connector and through wiring.



IP 65
IK 08 **A++**



COLOUR TEMPERATURE **4000K**

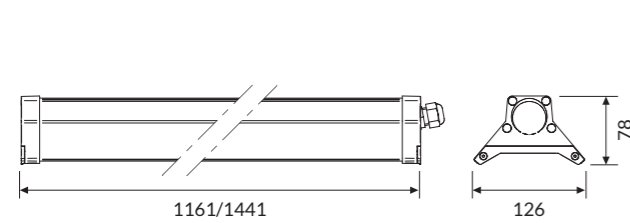
COD	💡	lm	mm
05WA46L49065FC	46W	5474	1161
05WA57L49065FC	57W	6769	1441

STILLA NB EXTREME POWER

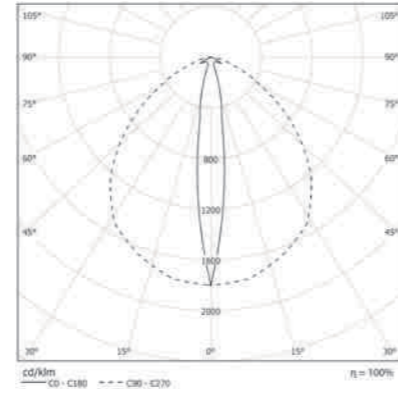
OPTIC

Narrow beam optic co-extruded into the main diffuser.

Fixture for single installation equipped with cable L 2mt.



IP 65
IK 08



COLOUR TEMPERATURE 4000K

COD	💡	lm	mm
05NB89L49065	89W	9312	1161
05NB110L49065	110W	10979	1441

COLOUR TEMPERATURE 3000K

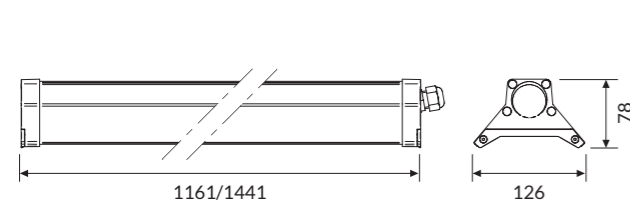
COD	💡	lm	mm
05NB89L39065	89W	9114	1161
05NB110L39065	110W	10975	1441

STILLA NB-FC EXTREME POWER


OPTIC

Narrow beam optic co-extruded into the main diffuser.

Fixture for continuous-row with quick connector and through wiring.



IP 65
IK 08



COLOUR TEMPERATURE 4000K

COD	💡	lm	mm
05NB89L49065FC	89W	9312	1161
05NB110L49065FC	110W	10979	1441

COLOUR TEMPERATURE 3000K

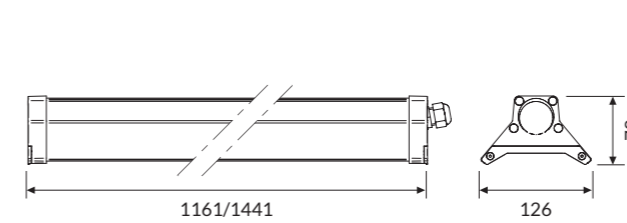
COD	💡	lm	mm
05NB89L39065FC	89W	9114	1161
05NB110L39065FC	110W	10975	1441

STILLA WB EXTREME POWER

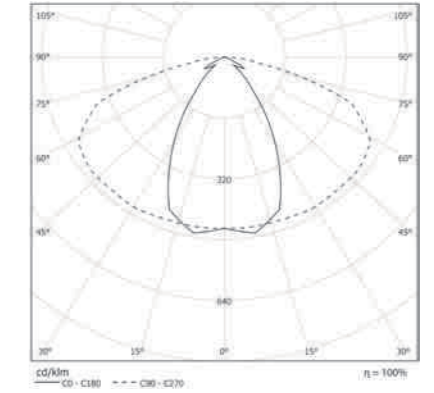
OPTIC

Wide beam optic co-extruded into the main diffuser.

Fixture for single installation equipped with cable L 2mt.



IP 65
IK 08



COLOUR TEMPERATURE 4000K

COD	💡	lm	mm
05WB89L49065	89W	10144	1161
05WB110L49065	110W	11960	1441

COLOUR TEMPERATURE 3000K

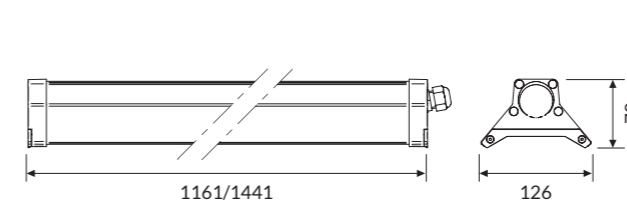
COD	💡	lm	mm
05WB89L39065	89W	9942	1161
05WB110L39065	110W	11721	1441

STILLA WB-FC EXTREME POWER

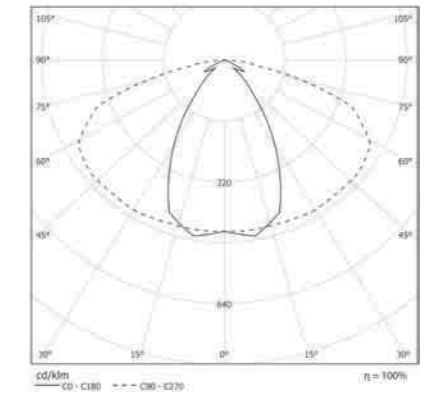
OPTIC

Wide beam optic co-extruded into the main diffuser.

Fixture for continuous-row with quick connector and through wiring.



IP 65
IK 08



COLOUR TEMPERATURE 4000K

COD	💡	lm	mm
05WB89L49065FC	89W	10144	1161
05WB110L49065FC	110W	11960	1441

COLOUR TEMPERATURE 3000K

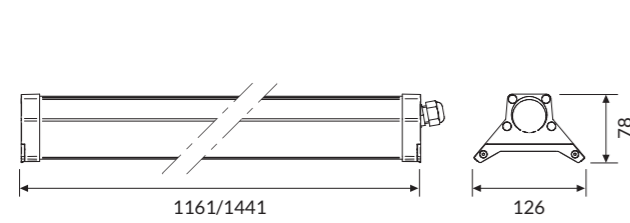
COD	💡	lm	mm
05WB89L39065FC	89W	9942	1161
05WB110L39065FC	110W	11721	1441

STILLA WO EXTREME POWER

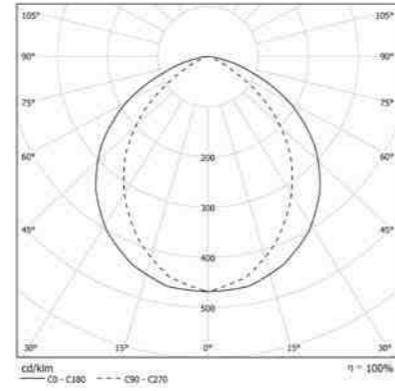
OPTIC

Wide beam optic. Frosted polycarbonate lens.

Fixture for single installation equipped with cable L 2mt.



IP 65
IK 08



COLOUR TEMPERATURE **4000K**

COD	💡	lm	mm
05WO89L49065	89W	8624	1161
05WO110L49065	110W	10659	1441

3000K

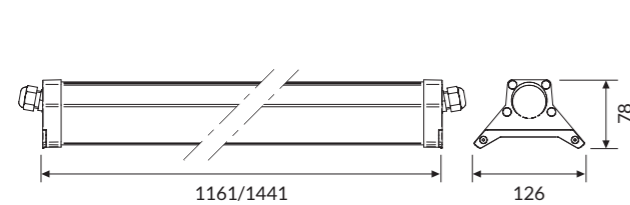
COD	💡	lm	mm
05WO89L39065	89W	8286	1161
05WO110L39065	110W	10241	1441

STILLA WO-FC EXTREME POWER

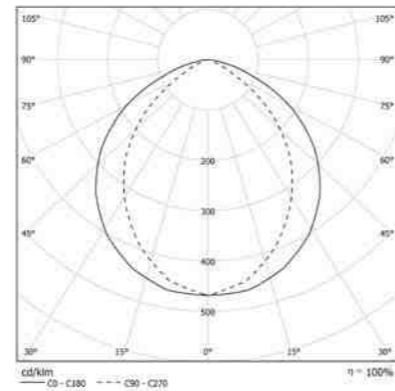
OPTIC

Wide beam optic. Frosted polycarbonate lens.

Fixture for continuous-row with quick connector and through wiring.



IP 65
IK 08



COLOUR TEMPERATURE **4000K**

COD	💡	lm	mm
05WO89L49065FC	89W	8624	1161
05WO110L49065FC	110W	10659	1441

3000K

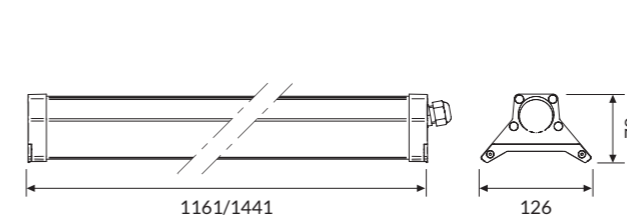
COD	💡	lm	mm
05WO89L39065FC	89W	8286	1161
05WO110L39065FC	110W	10241	1441

STILLA WA EXTREME POWER

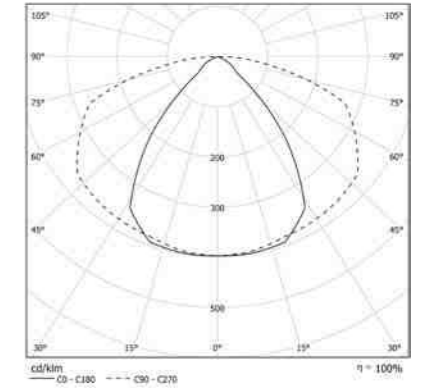
OPTIC

Wide beam optic. Acrylic lens.

Fixture for single installation equipped with cable L 2mt.



IP 65
IK 08



COLOUR TEMPERATURE **4000K**

COD	💡	lm	mm
05WA89L49065	89W	8878	1161
05WA110L49065	110W	10973	1441

3000K

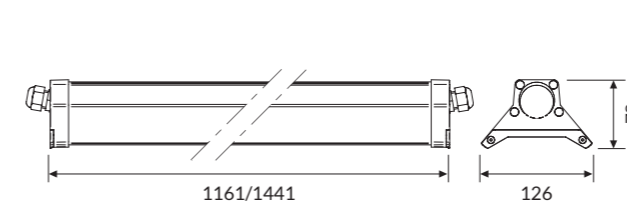
COD	💡	lm	mm
05WA89L39065	89W	8079	1161
05WA110L39065	110W	9985	1441

STILLA WA-FC EXTREME POWER

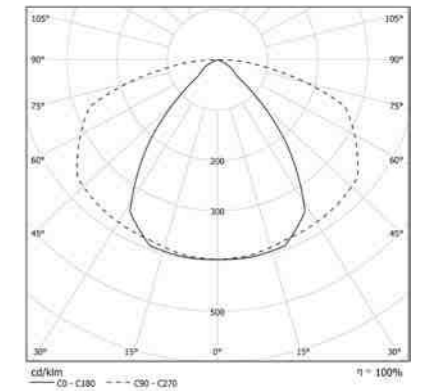
OPTIC

Wide beam optic. Acrylic lens.

Fixture for continuous-row with quick connector and through wiring.



IP 65
IK 08



COLOUR TEMPERATURE **4000K**

COD	💡	lm	mm
05WA89L49065FC	89W	8878	1161
05WA110L49065FC	110W	10973	1441

3000K

COD	💡	lm	mm
05WA89L39065FC	89W	8079	1161
05WA110L39065FC	110W	9985	1441

Accessories



05AA13
Single wire 1500mm adjustable suspension kit.



05AA1330
Single wire 3000mm adjustable suspension kit.




05AA14
Spacers kit for ceiling mounting.



05AA11
Bracket for continuous rows installation length 1500mm.



05AA15
Brackets kit for wall installation.

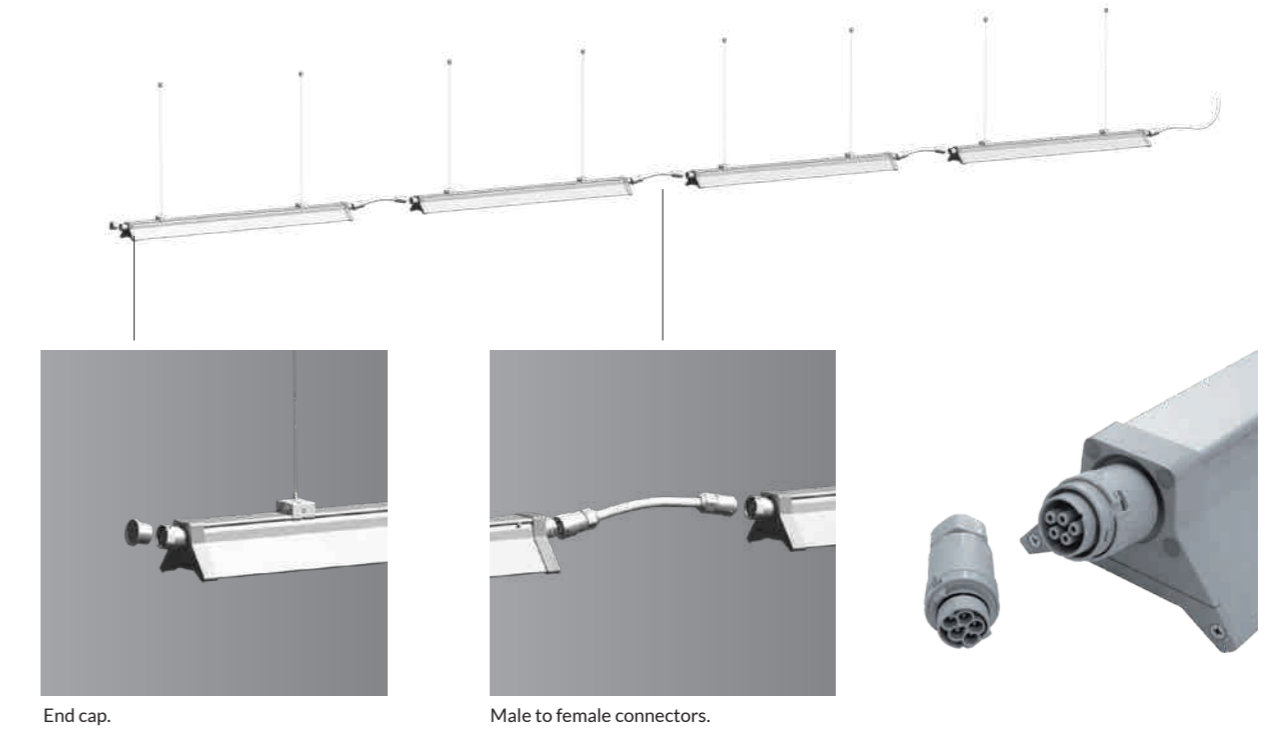


05AAVTS: 1161mm
05AAVTL: 1441mm
Transparent protective glass.

Technical Note

CONTINUOUS ROWS INSTALLATION EXAMPLE


Continuous rows installation is very easy thanks to the practical connectors included.



End cap.

Male to female connectors.

EXAMPLE OF CONTINUOUS ROWS INSTALLATION WITH 05AA11 ACCESSORY



Thanks to the 05AA11 accessory you can install the devices in suspended continuous line by avoiding the use of busbars or cable raceways.

This bracket serves as the mechanical joining, allows the masking of the connection cable between 2 devices and reduces the suspension points. It is click fixed on the devices and can be cut at the construction site.

GROOVE IP54




ID CODE: 43

GROOVE IP54 is a product created specifically for applications that demand high ingress protection against dust and moisture. Perfectly complimenting the interior GROOVE collection, the product has been designed to be installed either as a single luminaire, or with accessories in **continuous rows**, making this a unique product that allows designers freedom to create stunning installations. The **aluminum body and the flexible diffuser** with co-extruded gaskets, guarantee maximum performance, achieving a protection rating of IP54, making the collection ideal for industrial / commercial applications, or even for **protected outdoor use**.







See also:

GROOVE	p. 58
GROOVE HCL	p. 480
GROOVE DISPLAY	p. 122
GROOVE DISPLAY IP54	p. 438
GROOVE DISPLAY HCL	p. 481

FEATURES

-  Direct Emission
-  UGR < 22
-  IP 54




LED


-  3000K/4000K
-  >90 lm/W; >102 lm/W
-  CRI > 90
-  Eye safety: RG0/RG1
-  Mac Adams 3
-  L80/B10 > 50.000h

CERTIFICATIONS

-  CE
-  A++
-  5 years warranty

ON REQUEST

-  DALI - RDD code (verify the version)
-  Emergency kit 1/3 hour EM/EM 3h code
-  5000K




Design
esse-ci

Specifications Built-in driver.

Optic Methacrylate satin antistatic diffuser screen, UGR<22.

Body Aluminum extruded body with epoxy powder coating.

Colour ○ White matt RAL 9003 - Code: B
● Black matt RAL 9005 - Code: C8

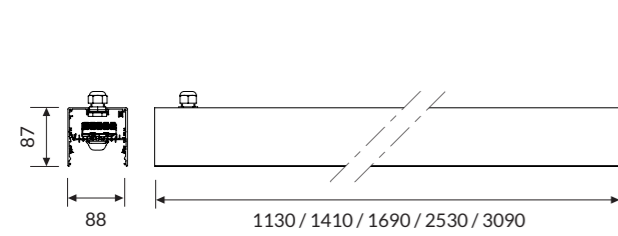



GROOVE IP54 LOW POWER

OPTIC

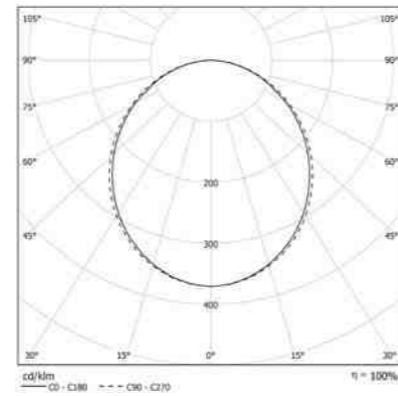
Methacrylate satin antistatic diffuser screen, UGR<22 to be ordered separately.

End caps not included. See accessories on p. 436.



For single installation, add 15mm at the profile length for the end cap kit.
For continuous rows, add to the sum of the profile lengths 1,5mm*(n° fixture-1) for the gasket and 15mm for the end cap kit.

IP 54 A++

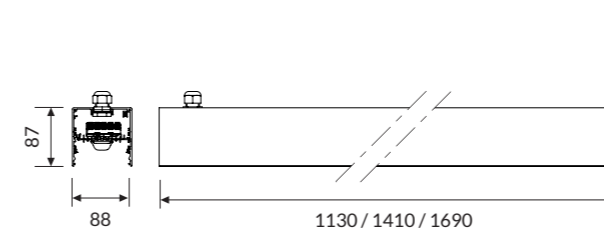



GROOVE IP54 HIGH POWER

OPTIC

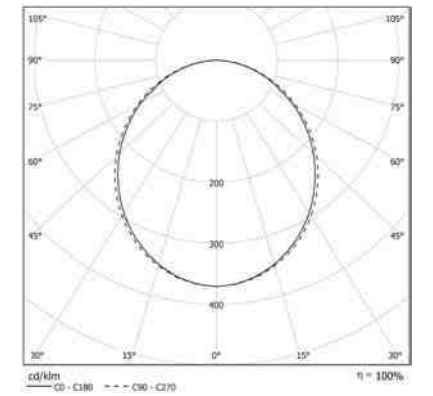
Methacrylate satin antistatic diffuser screen, UGR<22 to be ordered separately.

End caps not included. See accessories on p. 436.



For single installation, add 15mm at the profile length for the end cap kit.
For continuous rows, add to the sum of the profile lengths 1,5mm*(n° fixture-1) for the gasket and 15mm for the end cap kit.

IP 54 A++



COLOUR TEMPERATURE

4000K

COD	💡	lm	mm
43AA24L49054	24W	2436	1130
43AA30L49054	30W	3045	1410
43AA36L49054	36W	3654	1690
43AA54L49054	54W	5481	2530
43AA66L49054	66W	6699	3090

3000K

COD	💡	lm	mm
43AA24L39054	24W	2268	1130
43AA30L39054	30W	2835	1410
43AA36L39054	36W	3402	1690
43AA54L39054	54W	5103	2530
43AA66L39054	66W	6237	3090

COLOUR TEMPERATURE

4000K

COD	💡	lm	mm
43AA45L490HP54	45W	4482	1130
43AA57L490HP54	57W	5677	1410
43AA68L490HP54	68W	6773	1690

3000K

COD	💡	lm	mm
43AA45L390HP54	45W	4172	1130
43AA57L390HP54	57W	5284	1410
43AA68L390HP54	68W	6304	1690

Accessories



43AA1354
Single wire 1500mm long adjustable suspension kit.



43AA133054
Single wire 3000mm long adjustable suspension kit.



43AA1454
Kit for ceiling mounting.



43AA1654
3 poles-ceiling rose power cable. Cable length 2000mm.



43AA165P54
5 poles-ceiling rose power cable. Cable length 2000mm.



43AA0954
End caps kit for suspended and ceiling version.



43AA1154
Linear joint for suspended and ceiling version.



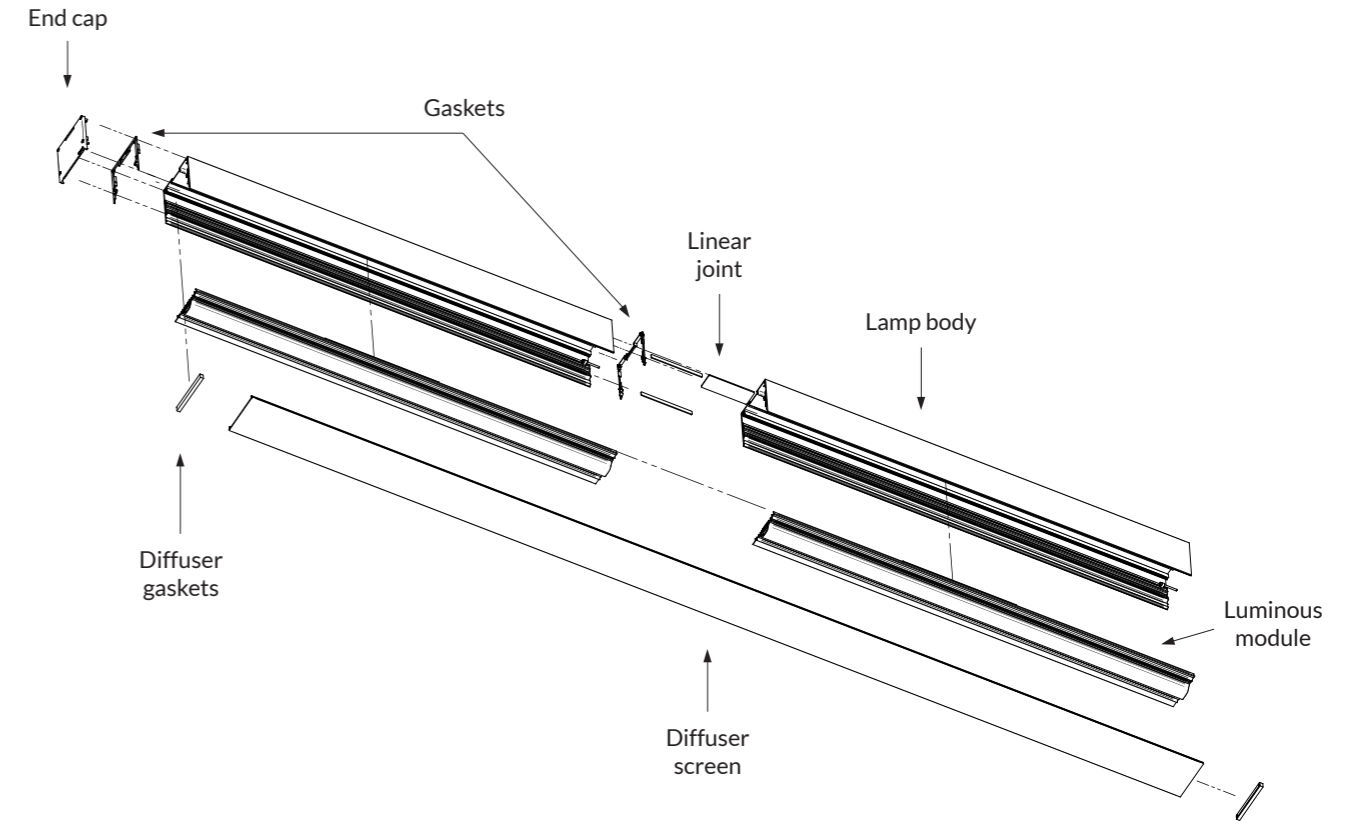
43PG1135
43PG1415
43PG1695
43PG2535
43PG3095
PG diffuser from 1135/1415/1695/2535/3095mm.



43PG10000
Methacrylate satin diffuser UGR<22, 10m coil to be measured and cut on site to provide continuous gap-free light diffusion.

Technical Note

CONTINUOUS ROW INSTALLATION



GROOVE DISPLAY IP54




ID CODE: 43

GROOVE DISPLAY IP54 is a product created specifically for recessed applications that demand high ingress protection against dust and moisture. Perfectly complimenting the interior GROOVE collection, the product has been designed to be installed either as a single luminaire, or with accessories in **continuous rows**, making this a unique product that allows designers freedom to create stunning installations. The **aluminum body and the flexible diffuser** with coextruded gaskets, guarantee maximum performance, achieving a protection rating of IP54, making the collection ideal for industrial / commercial applications, or even for **protected outdoor use**.






See also:

GROOVE	p. 58
GROOVE IP54	p. 432
GROOVE HCL	p. 480
GROOVE DISPLAY	p. 122
GROOVE DISPLAY HCL	p. 481

FEATURES

-  Direct Emission
-  UGR <22
-  IP 54


LED

-  3000K/4000K
- >102 lm/W icon" data-bbox="145 578 159 592"/> >102 lm/W
-  CRI >90
-  Eye safety: RG0/RG1
-  Mac Adams 3
-  L80/B10 >50.000h

CERTIFICATIONS

-  CE
-  A+
-  5 years warranty

ON REQUEST

-  DALI - RDD code (verify the version)
-  Emergency kit 1/3 hour EM/EM 3h code
-  2700K - 5000K




Design
esse-ci

Specifications Built-in driver.

Optic Methacrylate satin antistatic diffuser screen, UGR<22.

Body Aluminum extruded body with epoxy powder coating.

Colour ○ White matt RAL 9003 - Code: B
● Black matt RAL 9005 - Code: C8

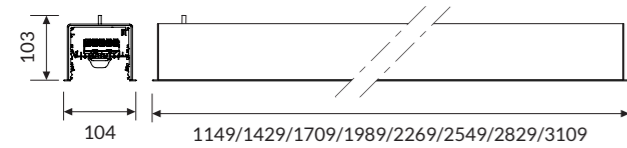


GROOVE DISPLAY IP54 LOW POWER

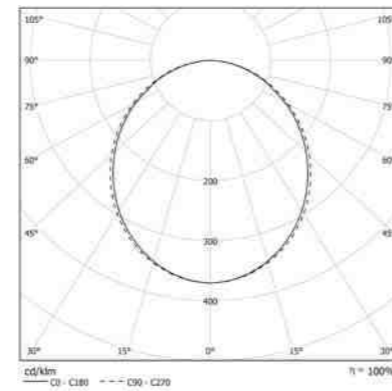
OPTIC

Methacrylate satin antistatic diffuser screen, UGR<22 to be ordered separately.

End caps not included. See accessories on p.441.



IP 54 A++



COLOUR TEMPERATURE

4000K

COD	💡	lm	mm
43AA24L490F54	24W	2436	1149
43AA30L490F54	30W	3045	1429
43AA36L490F54	36W	3654	1709
43AA42L490F54	42W	4263	1989
43AA48L490F54	48W	4872	2269
43AA54L490F54	54W	5481	2549
43AA60L490F54	60W	6090	2829
43AA66L490F54	66W	6699	3109

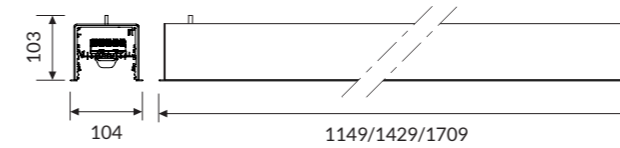
COD	💡	lm	mm
43AA24L390F54	24W	2268	1149
43AA30L390F54	30W	2835	1429
43AA36L390F54	36W	3402	1709
43AA42L390F54	42W	3969	1989
43AA48L390F54	48W	4536	2269
43AA54L390F54	54W	5103	2549
43AA60L390F54	60W	5670	2829
43AA66L390F54	66W	6237	3109

GROOVE DISPLAY IP54 HIGH POWER

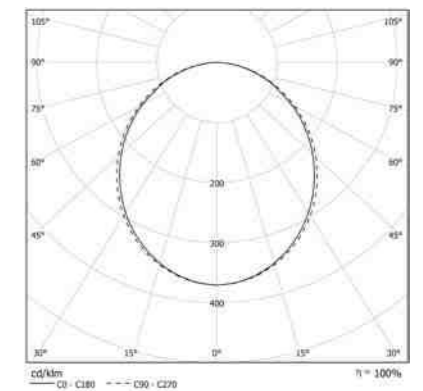
OPTIC

Methacrylate satin antistatic diffuser screen, UGR<22 to be ordered separately.

End caps not included. See accessories on p.441.



IP 54 A++



COLOUR TEMPERATURE

4000K

COD	💡	lm	mm
43AA45L490HPF54	45W	4482	1149
43AA57L490HPF54	57W	5677	1429
43AA68L490HPF54	68W	6773	1709

3000K

COD	💡	lm	mm
43AA45L390HPF54	45W	4172	1149
43AA57L390HPF54	57W	5284	1429
43AA68L390HPF54	68W	6304	1709

Accessories



43AA09F54

End caps kit.



43AA11F54

Linear joint with seal.



43PG1135
43PG1415
43PG1695
43PG1975
43PG2255
43PG2535
43PG2815
43PG3095

PG diffuser from 1135/1415/1695/1975/2255/2535/2815/3095mm.



43PG10000

Methacrylate satin diffuser UGR<22, 10m coil to be measured and cut on site to provide continuous gap-free light diffusion.

MEDICAL

ISIB LED IP54	444
ISI LED IP55	448
ISI LED IP65	452
ARKEON MED	456

ISIB LED IP54

ID CODE: 34




ISIB LED IP54 fixtures with back light LED technology are the perfect mix between **competitiveness, performance and flexibility**. Perfect homogeneous emission with frosted or microprismatic diffuser. Thanks to IP54, the range is also suitable in environments that require a high degree of protection.

The FCG34 accessory make the fixtures installable also on plasterboard.









Design
esse-ci


FEATURES

-  Direct Emission
-  UGR < 22
-  IP 54 (from the front)




LED

-  3000K/4000K
-  >112 lm/W
-  CRI > 90
-  Eye safety: RG0/RG1
-  Mac Adams 3
-  L80/B10 >50.000h

CERTIFICATIONS

-  CE
-  A+
-  5 years warranty

ON REQUEST

-  DALI - RDD code (verify the version)
-  Emergency kit 1/3 hour EM/EM 3h code
-  False ceiling structure 625x625mm

Specifications · Integrated driver
· Quick connector for easy wiring

Optic · Frosted acrylic diffuser high homogeneity glued to the body, UGR<22
· Additional microprismatic plate for lay-in on the structure, UGR<19

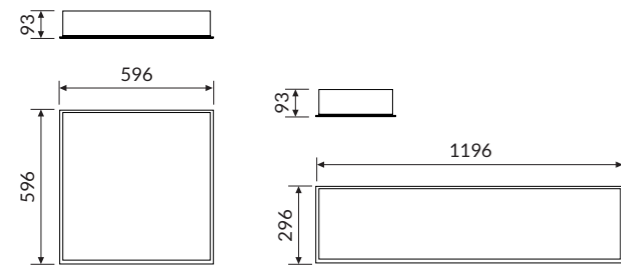
Body The body is made from white epoxy-powder coated steel-sheet.



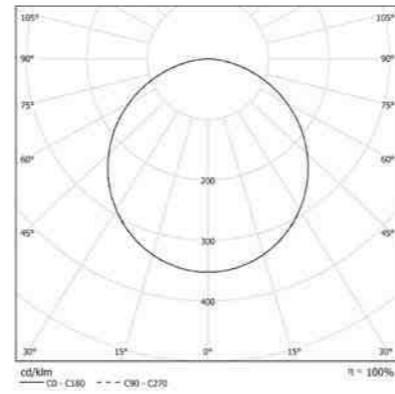
ISIB LED IP54 PG

OPTIC

Frosted high homogeneity acrylic diffuser glued to the body, UGR<22.



IP 54 A+




Accessories



LMISIMP3454: for 594x594mm

LMISIMP34M354: for 294x1194mm

Microprismatic plate (UGR < 19) for mounting on ceiling module 600 with visible structure.



FCG3454: for 600x600mm

FCG34M354: for 300x1200mm

Plasterboard frame.

COLOUR TEMPERATURE

4000K

3000K

COD	💡	lm	mm
34PG34L49054	34W	3952	596x596
34PG34L490M354	34W	3952	296x1196
34PG55L49054	55W	6175	596x596

COD	💡	lm	mm
34PG34L39054	34W	3786	596x596
34PG34L390M354	34W	3786	296x1196
34PG55L39054	55W	5558	596x596

ISI LED IP55




ID CODE: 31

Luminaire created for **sterile environments**, with LED technology, universal fixture for **false ceiling with visible and hidden structure**.









Design
esse-ci

FEATURES

-  Direct Emission
-  UGR <19; <22
-  IP 55






LED

-  3000K/4000K
-  >106 lm/W
-  CRI >90
-  Eye safety: RG0/RG1
-  Mac Adams 3
-  L80/B10 >50.000h

CERTIFICATIONS

-  CE
-  A+
-  5 years warranty

ON REQUEST

-  DALI - RDD code (verify the version)
-  Emergency kit 1/3 hour EM/EM3h code
-  5000K
-  Ceiling version
-  False ceiling structure 625x625mm

Specifications

- Driver included
- Fixed power current driver, normal life time 50,000 h (at ta max. 50 ° Cand ≤ 0.2% failure rate per 1,000 h)
- Quick connector for the connection standard provided

Optic

- DPL technology for controlled UGR with UGR<19
- PG with PMMA diffuser for homogeneous emission, UGR<22

Body

Epoxy-powder coated steel-sheet body.
Aluminum painted white frame.

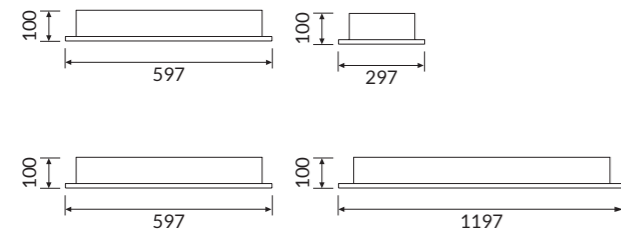


ISI LED IP55 DPL

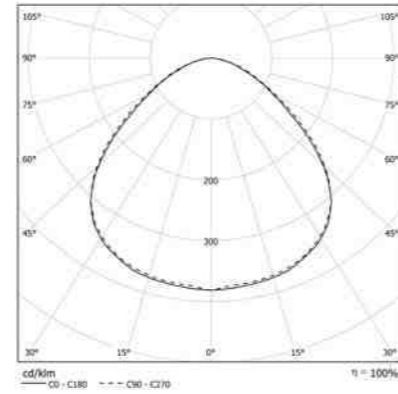
OPTIC

DPL technology with UGR<19 composed by a microprismatic internal sheet.

Aluminum white painted frame.



IP 55 A'



COLOUR TEMPERATURE

4000K

COD	💡	lm	mm
31DPL38L49055	38W	3357	597x597
31DPL64L49055	64W	6547	597x597
31DPL38L49055M3	38W	3357	297x1197
31DPL64L49055M3	64W	6547	297x1197

3000K

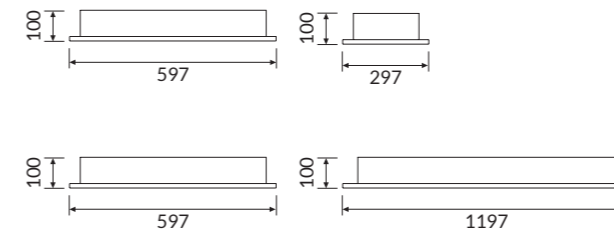
COD	💡	lm	mm
31DPL38L39055	38W	3181	597x597
31DPL64L39055	64W	5952	597x597
31DPL38L39055M3	38W	3181	297x1197
31DPL64L39055M3	64W	5952	297x1197

ISI LED IP55 PG

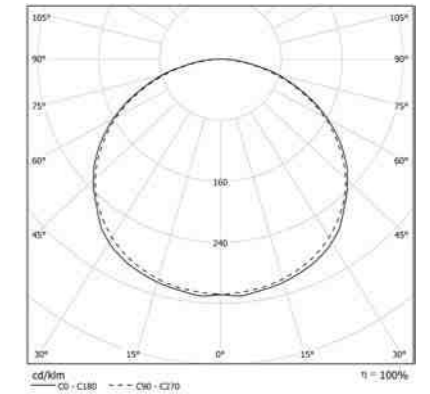
OPTIC

PMMA diffuser for homogeneous emission, UGR<22.

Aluminum white painted frame.



IP 55 A'



COLOUR TEMPERATURE

4000K

COD	💡	lm	mm
31PG38L49055	38W	3428	597x597
31PG64L49055	64W	6845	597x597
31PG38L49055M3	38W	3428	297x1197
31PG64L49055M3	64W	6845	297x1197

3000K

COD	💡	lm	mm
31PG38L39055	38W	3251	597x597
31PG64L39055	64W	6250	597x597
31PG38L39055M3	38W	3251	297x1197
31PG64L39055M3	64W	6250	297x1197

Accessories



KSFIP65

Kit of fixing brackets for installation on plasterboard, with hidden structure and on slats.

ISI LED IP65




ID CODE: 31

Universal fixture for sterile environments, with LED technology, for false ceiling with visible and hidden structure.









Design
esse-ci

FEATURES

-  Direct Emission
-  UGR <19; <22
-  IP 65





LED

-  3000K/4000K
-  >104 lm/W
-  CRI >90
-  Eye safety: RG0/RG1
-  Mac Adams 3
-  L80/B10 >50.000h

CERTIFICATIONS

-  CE
-  A+
-  5 years warranty

ON REQUEST

-  DALI - RDD code (verify the version)
-  Emergency kit 1/3 hour EM/EM3h code
-  5000K
-  Ceiling version
-  False ceiling structure 625x625mm

Specifications

- Driver included
- Fixed power current driver, normal life time 50,000 h (at ta max. 50 ° Cand ≤ 0.2% failure rate per 1,000 h)
- Quick connector for the connection standard provided

Optic

- VDPL technology for controlled UGR with UGR<19
- VG with frosted glass diffuser for homogeneous emission, UGR<22

Body Epoxy-powder coated steel-sheet body. Aluminum painted white frame.

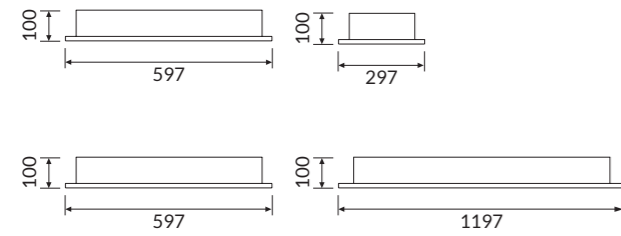


ISI LED IP65 VDPL

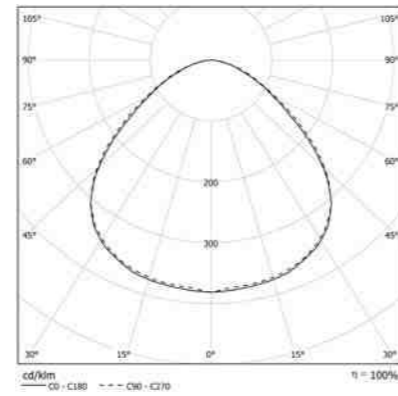
OPTIC

VDPL technology with UGR<19 composed by a microprismatic internal sheet and a transparent protective glass.

Aluminum painted white frame.



IP 65 A'



COLOUR TEMPERATURE 4000K

COD	💡	lm	mm
31VDPL38L49065	38W	3341	597x597
31VDPL64L49065	64W	6130	597x597
31VDPL38L49065M3	38W	3341	297x1197
31VDPL64L49065M3	64W	6130	297x1197

3000K

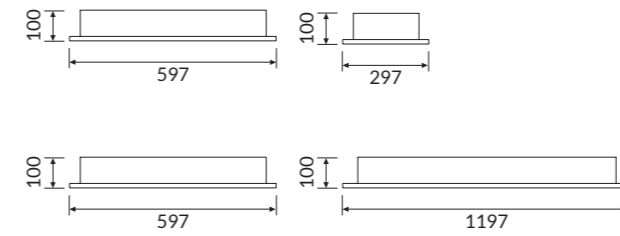
COD	💡	lm	mm
31VDPL38L39065	38W	3132	597x597
31VDPL64L39065	64W	5833	597x597
31VDPL38L39065M3	38W	3132	297x1197
31VDPL64L39065M3	64W	5833	297x1197

ISI LED IP65 VG

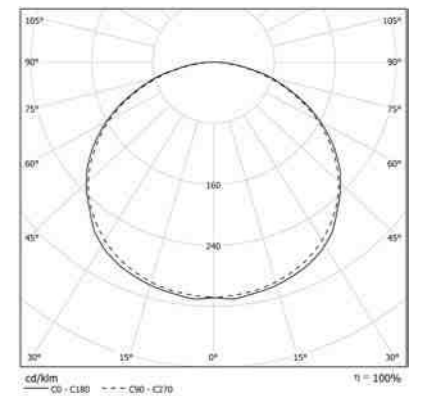
OPTIC

Frosted tempered anti-glare glass, UGR<22.

Aluminum painted white frame.



IP 65 A'



COLOUR TEMPERATURE 4000K

COD	💡	lm	mm
31VG38L49065	38W	3393	597x597
31VG64L49065	64W	6670	597x597
31VG38L49065M3	38W	3393	297x1197
31VG64L49065M3	64W	6670	297x1197

3000K

COD	💡	lm	mm
31VG38L39065	38W	3177	597x597
31VG64L39065	64W	6071	597x597
31VG38L39065M3	38W	3177	297x1197
31VG64L39065M3	64W	6071	297x1197

Accessories



KSFIP65

Kit of fixing brackets for installation on plasterboard, with hidden structure and on slats.

ARKEON MED

ID CODE: 46

ARKEON MED is the new bed-head unit developed by Esse-ci to meet the lighting and functional needs of **hospital or care facilities**. Thanks to the use of latest generation components ARKEON MED guarantees **efficiency and reliability** and integrates perfectly into the spaces with a simple and linear design, ideal for easy cleaning. The control devices are **ergonomic and easily accessible** and the **great versatility** of the product makes ARKEON MED suitable for all **healthcare applications**.




See also:

ARKEON	p. 38
ARKEON WALL	p. 370
ARKEON HCL	p. 477









Design
esse-ci

FEATURES

-  Direct Emission
-  Direct/Indirect Emission
-  Reading emission
-  UGR < 22
-  IP 67





LED

-  3000K/4000K
-  >116 lm/W
-  CRI > 90
-  Eye safety: RG0/RG1
-  Mac Adams 3
-  L80/B10 > 50.000h

CERTIFICATIONS

-  CE
-  A++
-  5 years warranty

ON REQUEST

-  DALI - RDD code (verify the version)
-  Emergency kit 1/3 hour EM/EM.3h code
-  2700K - 6500K
-  HCL HUMAN CENTRIC LIGHTING

Specifications

- Built-in driver
- 24V IP67 keyboard with 2 m cable and tear-proof system positioned on the right or left side
- 1 socket 2P+E 10/16A

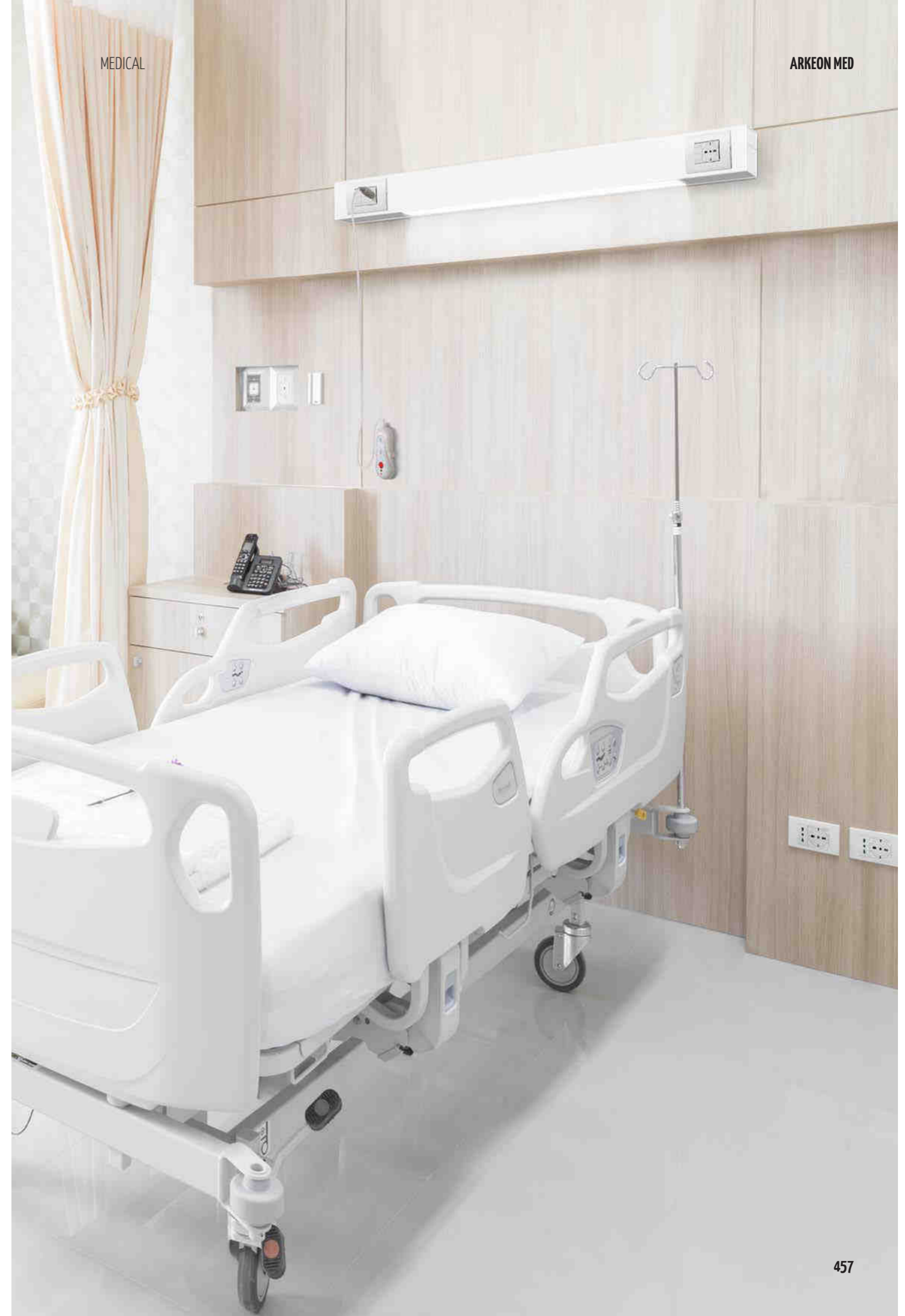
Optic

- PG frosted diffuser UGR<22 for direct emission
- Polycarbonate asymmetric lens for indirect emission

Body Aluminum extruded body with epoxy powder coating.

Colour

- Matt white RAL 9003 - Code: B
- Matt black RAL 9005 - Code: C8



ARKEON MED

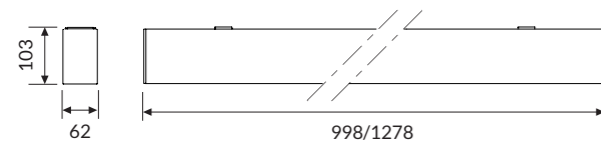
Device complete with 24V control panel with 2 buttons (reading light, nurse call), 2000mm cable and tear-proof system, 1 socket 2E+ T 10/16A.

Available in right (DX) or left (SX) socket versions.

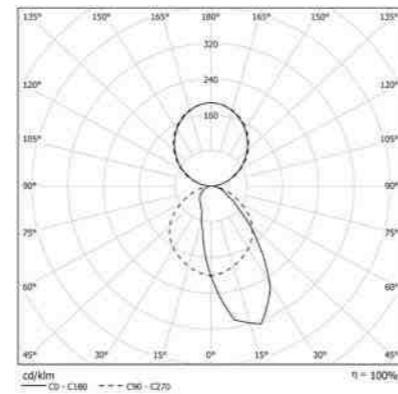
OPTIC

Direct emission with asymmetric lens.

Indirect emission with frosted diffuser.



IP 67 A++



DIRECT // INDIRECT EMISSION

mm	Power Direct Mod.	Power Indirect Mod.
998	14W	30W
1278	19W	40W

COLOUR TEMPERATURE

4000K

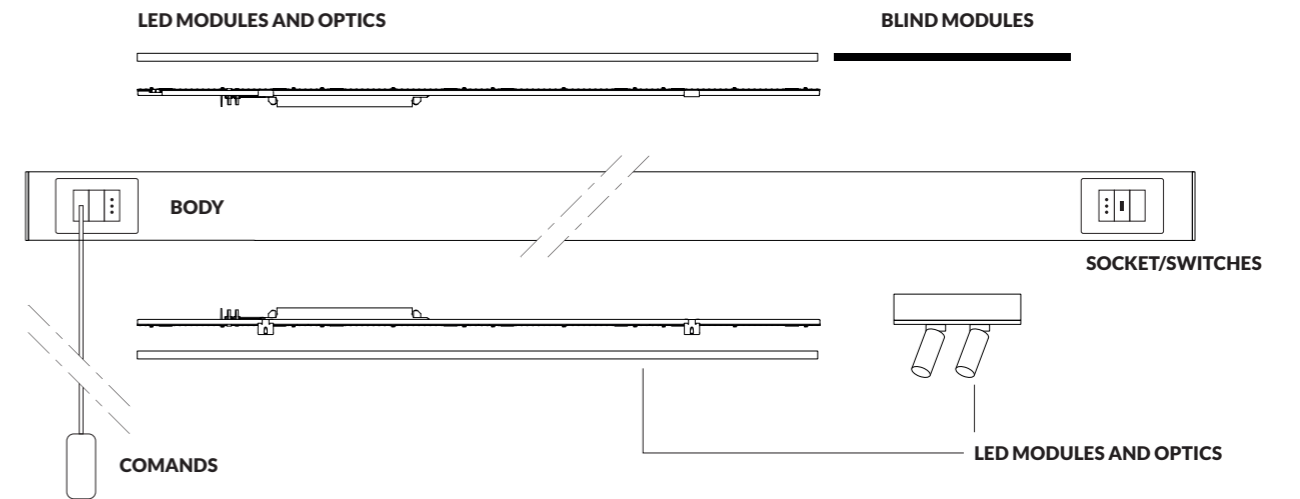
COD	⚡	lm	mm
46DI44L42PP1PDX	44W	4620	998
46DI44L42PP1PSX	44W	4620	998
46DI59L42PP1PDX	59W	6195	1278
46DI59L42PP1PSX	59W	6195	1278

3000K

COD	⚡	lm	mm
46DI44L32PP1PDX	44W	4532	998
46DI44L32PP1PSX	44W	4532	998
46DI59L32PP1PDX	59W	6077	1278
46DI59L32PP1PSX	59W	6077	1278

ARKEON MED FREE

In its FREE version, ARKEON MED meets the most varied customization needs, offering countless configuration possibilities, adapting to different design and functional needs.



BODY

Pre-wired aluminum body, available lengths from 900mm to 4000mm Colours Stnd black, white, customizable on request.

BLIND MODULES

Blind module in painted roll adaptable to size on site.

LED MODULES AND OPTICS

Direct light led module with asymmetrical 3000K/4000K/HLC optics.

Indirect light led module with 3000K/4000K/HLC soft light diffuser (read/general).

Spot module with adjustable beam lens from 10° to 40°.

SOCKET/SWITCHES

Bypass socket 2P+E 10/16A - Universal socket - USB socket.
Switch - Two-pole switch - Pushbutton.

COMANDS


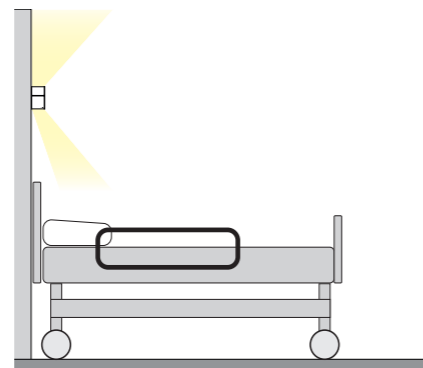
Tie rod for nurse call.
24V control panel with 2/3 buttons (reading light, direct light, call nurse) with L2000mm cable.
BT system for management with free App.

Technical Note

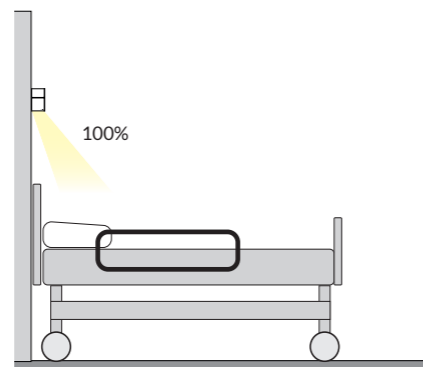
TYPES OF LIGHTING



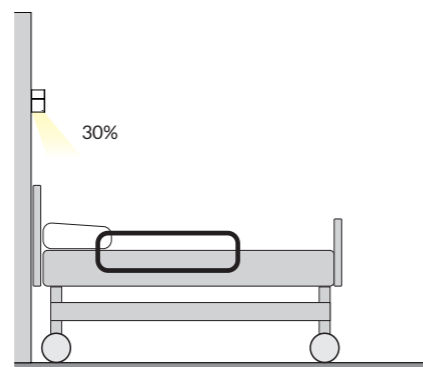
All ON mode:
- indirect environmental emission
- direct asymmetric emission



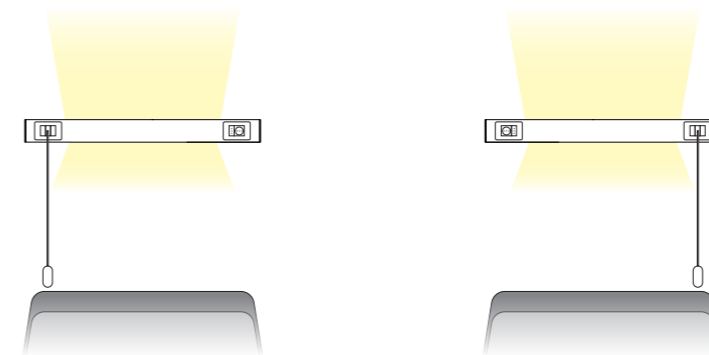
Visit mode:
- direct asymmetric emission



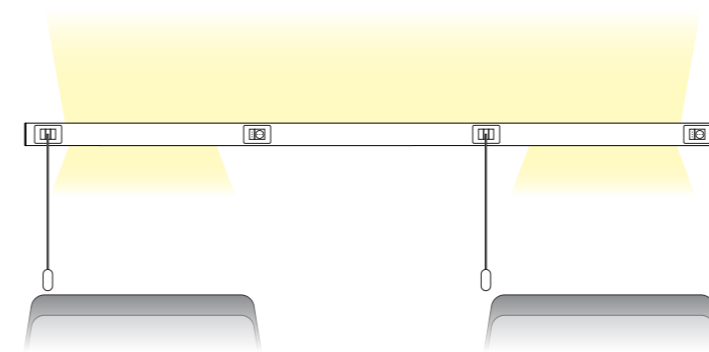
Reading mode:
- partial direct asymmetric emission



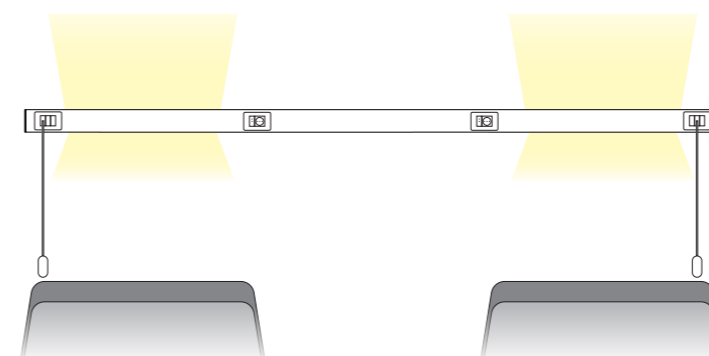
ARKEON MED FREE CONFIGURATION



Configuration with distinct elements.



Configuration with single element length 4m, seamless indirect emission.



Configuration with single element length 4m, separate indirect emission.



24V control panel.



Universal socket + USB socket.

RETRACK 466

RE CEILING 467

RE RECESSED 468

REM



ID CODE: 13

REM is a range of **emergency fixtures with integrated driver and batteries** that can be specified in either 1-hour or 3-hour configurations. Mounting options include **recessed** installation, surface ceiling and for Esse-ci **three-phase track**. The luminaires are equipped with 3 different types of lens for anti-panic lighting, escape route or with a arrow beam for high ceiling applications.








Design
esse-ci




FEATURES

-  Direct Emission
-  IP 20

LED

-  6500K
- >109 lm/W icon" data-bbox="143 558 158 575"/> >109 lm/W
-  CRI >80
-  Eye safety: RG0/RG1
-  Mac Adams 3
-  L80/B10 >50.000h

CERTIFICATIONS

-  CE
-  A+
-  5 years warranty

ON REQUEST



-  DALI - RDD code (verify the version)
-  S/A version
-  Self-test

Specifications · Built-in driver and accumulator

Optic · Spot
· Escape routes
· Anti-panic

Body Polycarbonate body.

Colour ○ White RAL 9003 - Codice: B
● Black RAL 9005 - Code: C8

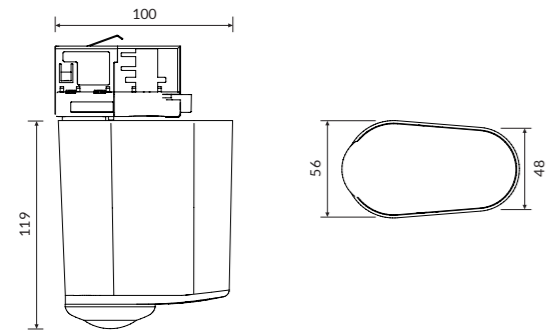


REM TRACK


With Eutrack adaptor.
1h/3h autonomy. S/E mode.



IP 40 A*



COLOUR TEMPERATURE 6500K

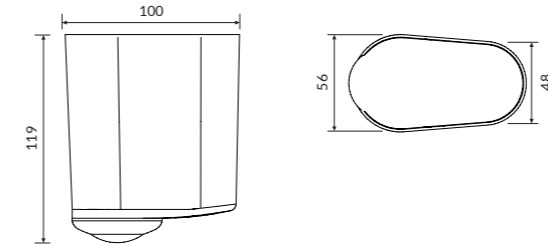
COD		lm
13EM2L65H1	2W	217
13EM2L65H3	2W	217

REM CEILING


For ceiling mounting.
1h/3h autonomy. S/E mode.



IP 40 A*



COLOUR TEMPERATURE 6500K

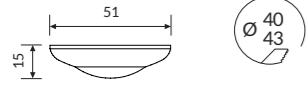
COD		lm
13EM2L65H1C	2W	217
13EM2L65H3C	2W	217

REM RECESSED

For recessed installation.
1h/3h autonomy. S/E mode.




IP 40 A+



COLOUR TEMPERATURE

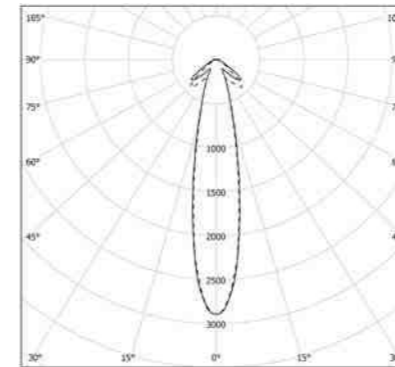
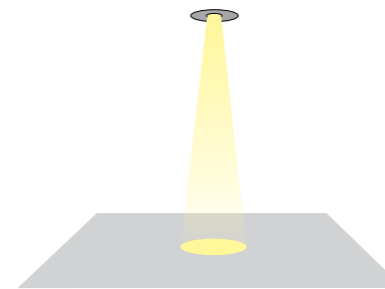
6500K

COD		lm
13EM2L65H1R	2W	217
13EM2L65H3R	2W	217

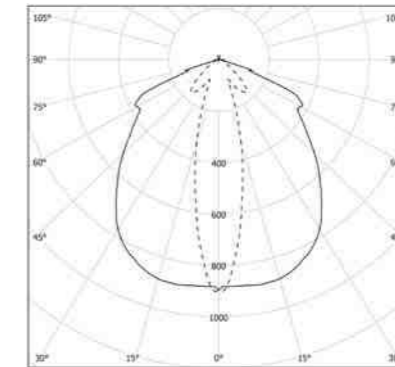
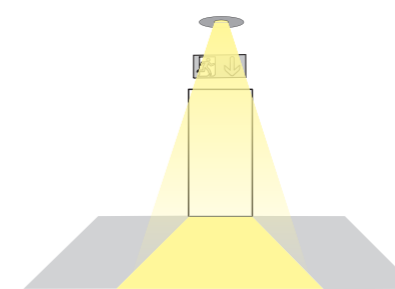
Technical Note

EMISSIONS

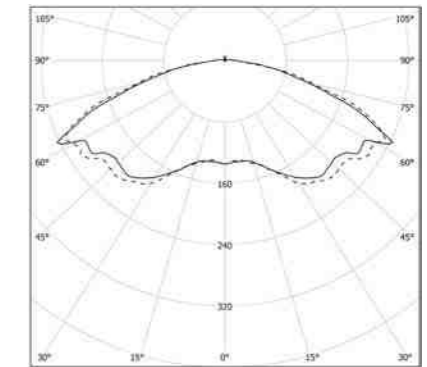
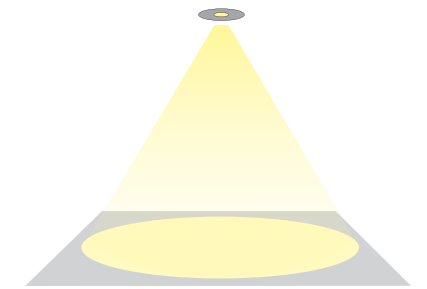
Spot



Escape routes

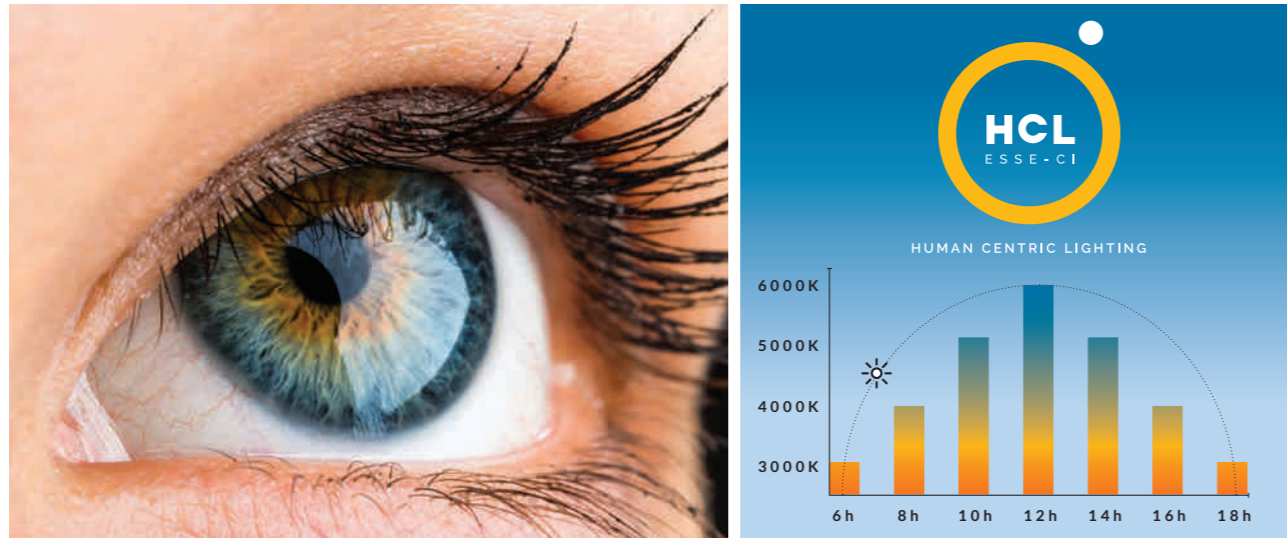


Anti-panic



HUMAN CENTRIC LIGHTING	472
ABSENT HCL	476
ARKEON HCL	477
BEN HCL	478
BRIGHT HCL	479
GROOVE HCL	480
GROOVE DISPLAY HCL	481
HALL LED PRO HCL	482
LINT EVO HCL	483
OVVIO DISPLAY LED HCL	484
SEMPLICE LED HCL	485

HUMAN CENTRIC LIGHTING



LIGHT AS A SOURCE OF WELLNESS

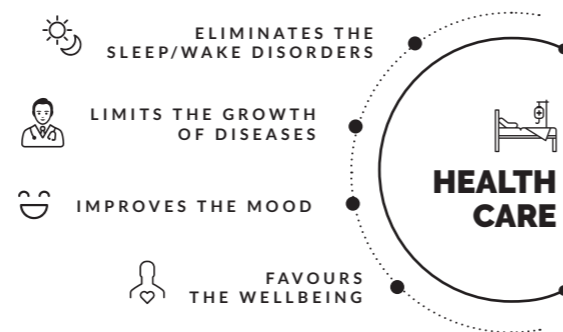
By modifying the quantity and colour of the light, by adapting the artificial lighting to the seasons and to the hour of the day, **the natural rhythms are reproduced** in every internal space and **numerous benefits** are obtained for the human organism. The combination of lighting solutions and systems that combine these visual, biological and emotional effects of light are called Human Centric Lighting (HCL). Scientific studies show that a light produced with the HCL system, favoring the proper functioning of the circadian rhythm, is able to regularize the biorhythms, improve the mood, limit the onset of certain diseases, encourage concentration and increase people's productivity.



TECHNOLOGY

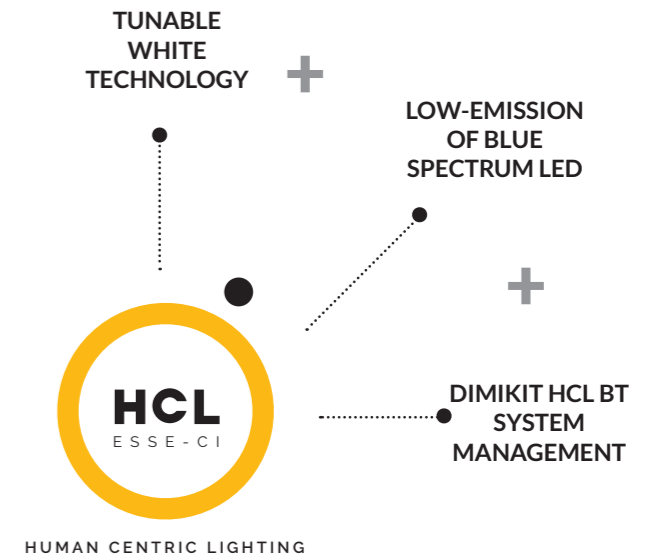
The HCL system uses LED color temperature management technologies adjustable along the Planckian curve curve from 2.700K to 6.500K, then from hot light to cold light, in automatic and programmable way.

Given the major advantages, this technology can be applied to contexts ranging from the **educational** (schools, institutes), to **commercial** (shops, offices), **industrial**, **health** (hospitals and nursing homes), **residential** or, in particular **geographical locations or environments without natural light**.



ESSE-CI HCL SYSTEM

ESSE-CI has developed an HCL system that uses extremely compact and effective technologies: **Tunable White technology** combined with the **LED system low-emission blue spectrum** all managed by the practical **DIMKIT HCL BT**, the intelligent sensor for automatic regulation of color temperature and amount of light that is managed via APP.



LOW BLUE SPECTRUM LED

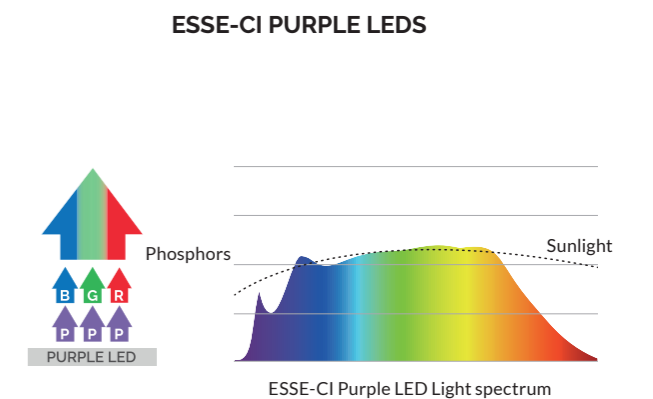
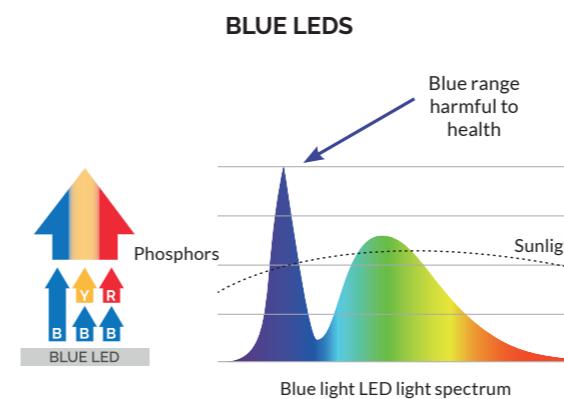
ESSE-CI integrates into the HCL system a new led technology that manages to reproduce the spectrum of natural sunlight thanks to the use of purple light LEDs and a sophisticated combination of phosphors that minimizes the amount of light in the blue range, potentially harmful to eyes and health. This allows you to have a light source with **the same characteristics as natural light**.

TUNABLE WHITE TECHNOLOGY AT THE SERVICE OF HCL

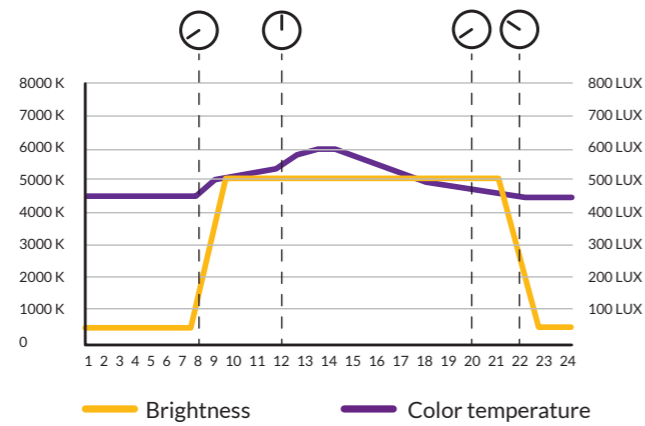
Tunable white is the LED technology that allows the **management of color temperatures from 2.700K to 6.500K** (from a warm light to a cold one). Thanks to the latest technologies the emission of the **flux remains constant** throughout the color temperature range.

DIMIKIT-HCL-BT

DIMIKITHCLBT is an intelligent sensor that performs **functions of PIR Detection, Daylight** and **automatic color temperature control**. With the free App you set latitude, date and time and you recall one of the preset profiles (color temperature and brightness variation) depending on the context of use or you customize your own.



EXAMPLE OF OPERATING - OFFICE



8:00 AM

- CONDITION**
- Presence in the office
 - lighting target 500lx
 - The natural light is sufficient to reach the target
- ACTION**
- Sensor does not switch on the fittings

12:00 AM

- CONDITION**
- Presence in the office
 - lighting target 500lx
 - Selected office profile mode provides 6000K
 - The natural light illumination is not sufficient to fully reach the target
- ACTION**
- The sensor partially dims the fittings until the target is reached and manages the color according to the HCL profile

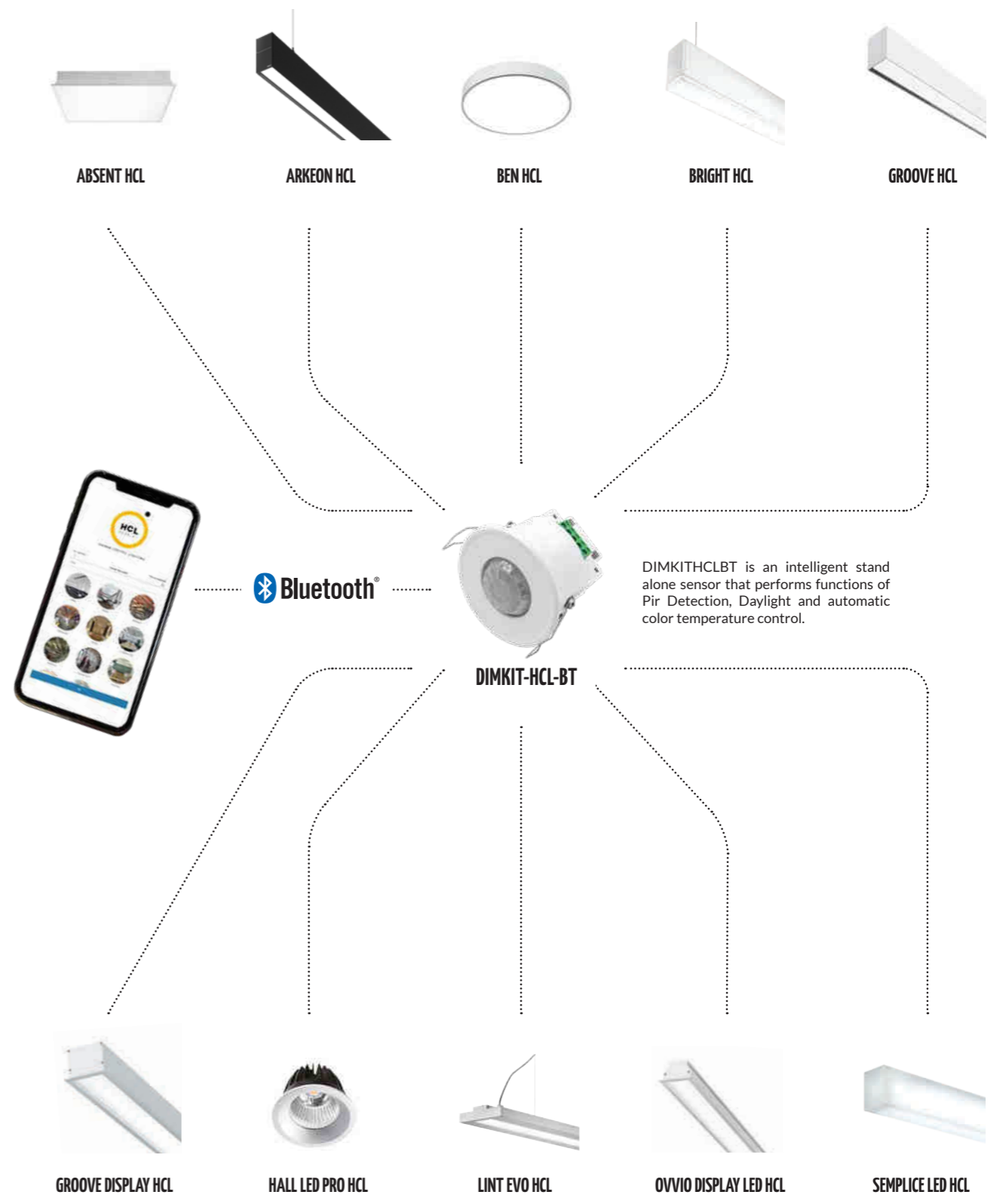
8:00 PM

- CONDITION**
- Presence in the office
 - lighting target 500lx
 - Selected office profile mode provides 4500K
 - The natural light illumination is insufficient
- ACTION**
- The sensor switches on all fittings to reach the target and manages the color according to the HCL profile

10:00 PM

- CONDITION**
- No presence in the office
- ACTION**
- The sensor will turn off the light based on the waiting time for the set off (1, 10, 30 min)

PRODUCTS WITH TUNABLE WHITE TECHNOLOGY - HCL READY



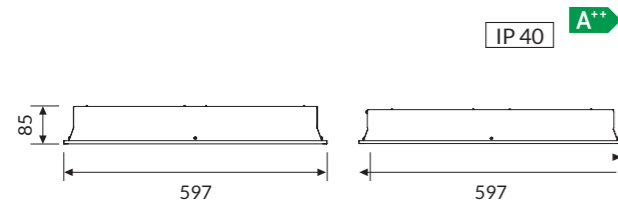
ABSENT HCL



2700K-6500K tunable white version with constant flux for HCL ESSE-CI technologies.
DALI DT8 Driver.

OPTIC

- DPL: Diffuser in Diamond Prism LED Technology with UGR<19 for ambient with display screen equipment
- PG: Diffuser for diffused emission with UGR<22



VERSIONS

DPL

COD	💡	lm
41DPL38HCL	38W	3840

PG

COD	💡	lm
41PG38HCL	38W	3994

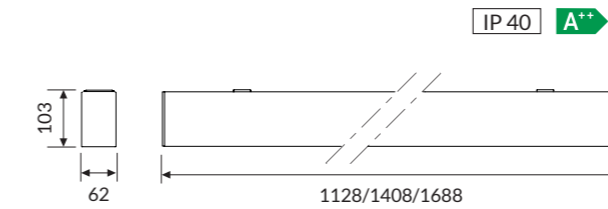
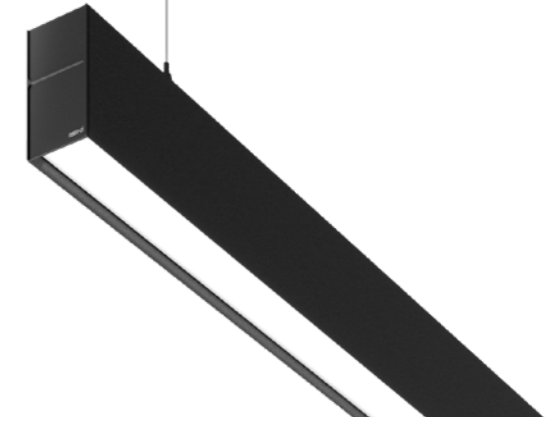
ARKEON HCL



2700K-6500K tunable white version with constant flux for HCL ESSE-CI technologies.
DALI DT8 Driver.

OPTIC

Direct emission with CLD technology diffuser (collimated diffuser UGR<16).



VERSIONS

CLD

COD	💡	lm	mm
46DR48CLDHCL	48W	5040	1128
46DR60CLDHCL	60W	6300	1408
46DR72CLDHCL	72W	7420	1688

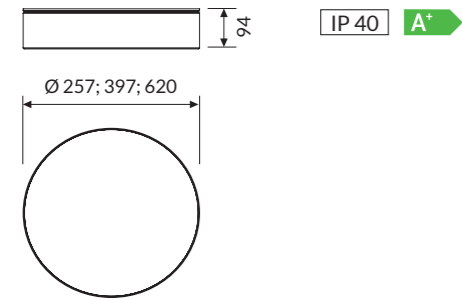
BEN HCL



2700K-6500K tunable white version with constant flux for HCL ESSE-CI technologies.
DALI DT8 Driver.

OPTIC

PG diffuser, frosted Acryl-Satiné and impact resistant with perimeter silk-screen printing, UGR<22.



VERSIONS

COD	💡	lm	Ø (mm)
10PG24HCL	24W	2208	257
10PG32HCL	32W	2944	397
10PG80HCL	80W	7360	620

BRIGHT HCL



2700K-6500K tunable white version with constant flux for HCL ESSE-CI technologies.
DALI DT8 Driver.

OPTIC

- DPL technology diffuser to control glare UGR <19
- PG diffuser for soft diffusion with UGR<22



VERSIONS

DPL

COD	💡	lm	mm
80DPL48HCL	48W	3480	1128
80DPL60HCL	60W	4350	1408
80DPL72HCL	72W	5220	1688
80DPL96HCL	96W	6960	2248
80DPL120HCL	120W	8700	2808

PG

COD	💡	lm	mm
80PG48HCL	48W	4260	1128
80PG60HCL	60W	5325	1408
80PG72HCL	72W	6390	1688
80PG96HCL	96W	8520	2248
80PG120HCL	120W	10650	2808

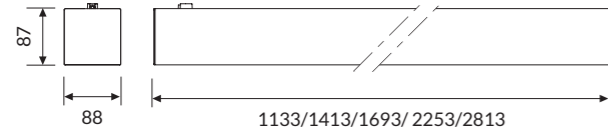
GROOVE HCL



2700K-6500K tunable white version with constant flux for HCL ESSE-CI technologies.
DALI DT8 Driver.

OPTIC

Direct emission with DPL technology diffuser (UGR<19).



IP 40 A++

VERSIONS

DPL

COD	💡	lm	mm
43DR48DPLHCL	48W	3840	1133
43DR60DPLHCL	60W	4800	1413
43DR72DPLHCL	72W	5760	1693
43DR96DPLHCL	96W	7680	2253
43DR120DPLHCL	120W	9600	2813

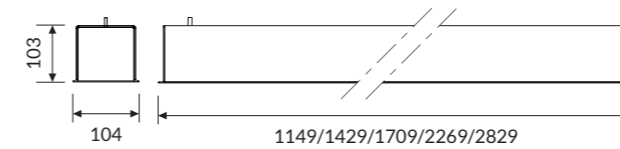
GROOVE DISPLAY HCL



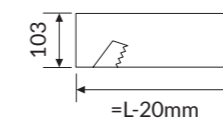
2700K-6500K tunable white version with constant flux for HCL ESSE-CI technologies.
DALI DT8 Driver.

OPTIC

DPL technology diffuser (UGR<19) for environments with display screen equipment.



IP 40 A++



VERSIONS

DPL

COD	💡	lm	mm
43DPL48HCLF	48W	3840	1149
43DPL60HCLF	60W	4800	1429
43DPL72HCLF	72W	5760	1709
43DPL96HCLF	96W	7680	2269
43DPL120HCLF	120W	9600	2829

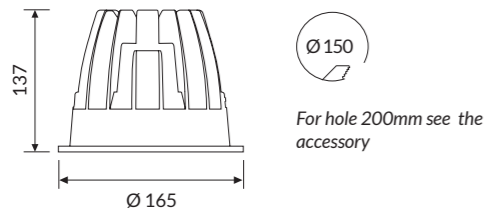
HALL LED PRO HCL



2700K-6500K tunable white version with constant flux for HCL ESSE-CI technologies.
DALI DT8 Driver.

OPTIC

Internal aluminum reflectors with transparent glass:
10° - 20° - 40° - 70° beam angles.
CUT OFF > 30°.



IP 44 A

VERSIONS

Medium

COD	Light Bulb Icon	lm
38VT22HCL10	22W 10°	1719
38VT22HCL20	22W 20°	1719
38VT22HCL40	22W 40°	1719
38VT22HCL70	22W 70°	1719

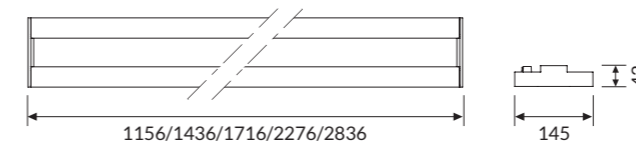
LINT EVO HCL



2700K-6500K tunable white version with constant flux for HCL ESSE-CI technologies.
DALI DT8 Driver.

OPTIC

- DPL (Diamond Prism LED) technology with UGR<19
- PG diffuser for even diffused emission with UGR<22



IP 40 A++

VERSIONS

DPL

COD	Light Bulb Icon	W	lm	mm
79DI48DPLHCL	48W	3720	1156	
79DI60DPLHCL	60W	4650	1436	
79DI72DPLHCL	72W	5580	1716	
79DI96DPLHCL	96W	7440	2276	
79DI120DPLHCL	120W	9300	2836	

PG

COD	Light Bulb Icon	W	lm	mm
79DI48PGHCL	48W	3900	1156	
79DI60PGHCL	60W	4875	1436	
79DI72PGHCL	72W	5850	1716	
79DI96PGHCL	96W	7800	2276	
79DI120PGHCL	120W	9750	2836	

OVVIO DISPLAY HCL

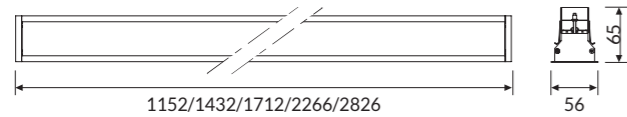


2700K-6500K tunable white version with constant flux for HCL ESSE-CI technologies.
DALI DT8 Driver.

OPTIC

PMMA diffuser for a soft emission with no shadow evident.

IP 40



VERSIONS

PG

COD		lm	mm
40PG48HCL	48W	3780	1152
40PG60HCL	60W	4725	1432
40PG72HCL	72W	5670	1712
40PG96HCL	96W	7560	2266
40PG120HCL	120W	9450	2826

SEMPLICE LED HCL


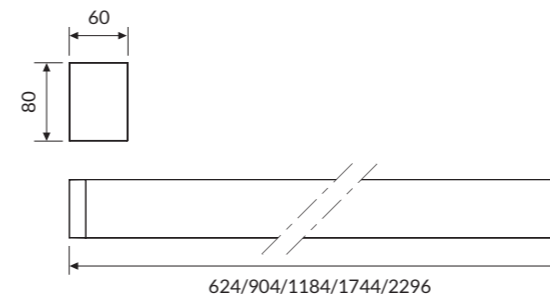


2700K-6500K tunable white version with constant flux for HCL ESSE-CI technologies.
DALI DT8 Driver.

OPTIC

PMMA technopolymer (UGR<22) with surface treatment for completely uniform light distribution. Integrated LED technology.

IP 40



VERSIONS

COD		lm	mm
67PG24HCL	24W	1740	624
67PG36HCL	36W	2610	904
67PG48HCL	48W	3480	1184
67PG72HCL	72W	4350	1744
67PG96HCL	96W	6960	2296

OUTDOOR IP

HALL LED IP65	488
HALL LED GROUND	496
HALL LED CEILING IP65	504
TERES IP66	510
NOBIS	514
BEN IP54	520
SCOUT	526
MAGIS FLOOD	532

HALL LED IP65

ID CODE: 38

A series of high performance LED downlights that are designed for exterior use or any area that demands a high ingress protection rating against both dust and water. HALL LED IP65 features an integrated driver making this a perfect product for installers to use, as this connects straight to mains. A range of beam angles and outputs is offered alongside a dedicated asymmetric version for wall washing, ensuring there is a product to suit almost any application.



Design
esse-ci

FEATURES

- Direct Emission
- UGR < 19
- IP 65
- 20°C +40°C

LED

- 3000K/4000K
- >90 lm/W; >126 lm/W
- CRI >90
- Eye safety: RG0/RG1
- Mac Adams 3
- L80/B10 >50.000h

CERTIFICATIONS

- CE
- A+
- 5 years warranty

ON REQUEST


- DALI - RDD code (verify the version)
- Emergency kit 1/3 hour EM/EM 3h code
- 5000K

Specifications · CoB LED technology
· Integrated driver

Optic · EASY: internal aluminium reflectors from 15°- 24°- 36°- 50° beam angles
· MEDIUM e LARGE: internal aluminium reflectors from 10°- 12°- 20°- 40°- 70° beam angles
· ACCENT LIGHT
· HIGH WALLWASHER
· WIDE WALLWASHER

Body Manufactured from pressure die-cast aluminum with epoxy powder coating.

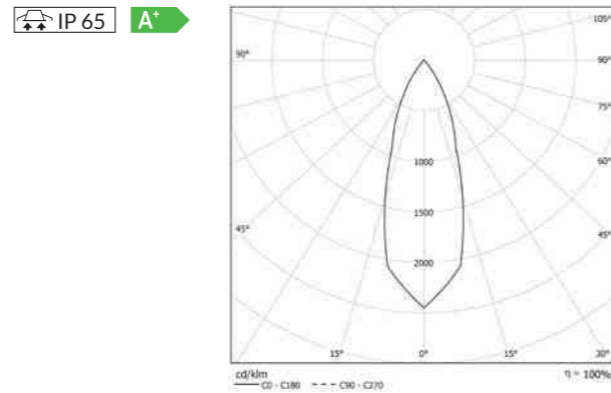
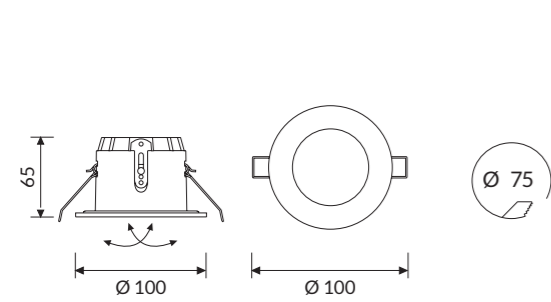
Colour ○ White RAL 9003 wrinkled - Code: B
● Black RAL 9005 wrinkled - Code: C8



HALL LED IP65 EASY

OPTIC

Internal aluminum reflectors:
15°- 24°- 36°- 50° beam angles.
CUT OFF > 30°.



COLOUR TEMPERATURE **4000K**

COD	💡	lm
38VT6L49015E65	6W 15°	599
38VT6L49024E65	6W 24°	599
38VT6L49036E65	6W 36°	599
38VT6L49050E65	6W 50°	599

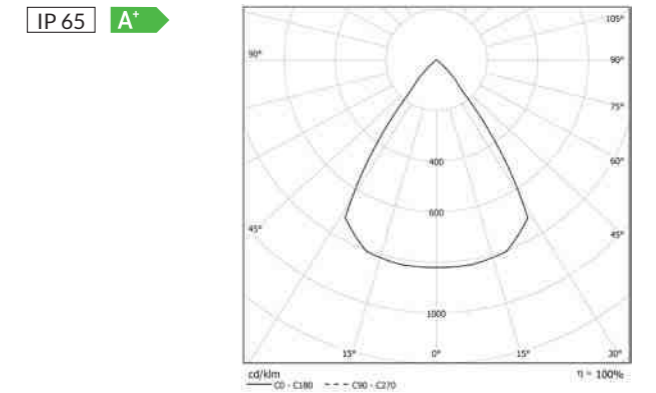
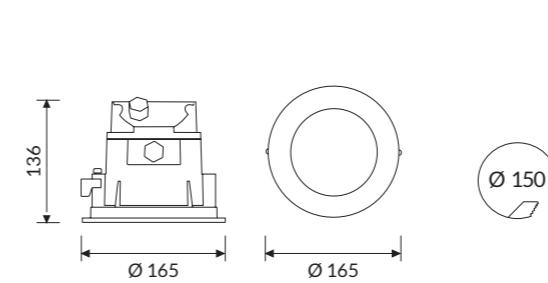
COLOUR TEMPERATURE **3000K**

COD	💡	lm
38VT6L39015E65	6W 15°	579
38VT6L39024E65	6W 24°	579
38VT6L39036E65	6W 36°	579
38VT6L39050E65	6W 50°	579

HALL LED IP65 MEDIUM

OPTIC

Internal aluminum reflectors:
10°- 20°- 40°- 70° beam angles.
CUT OFF > 30°.



COLOUR TEMPERATURE **4000K**

COD	💡	lm
38VT7L49010M65	7W 10°	655
38VT7L49020M65	7W 20°	655
38VT7L49040M65	7W 40°	655
38VT7L49070M65	7W 70°	655
38VT18L49010M65	18W 10°	1595
38VT18L49020M65	18W 20°	1595
38VT18L49040M65	18W 40°	1595
38VT18L49070M65	18W 70°	1595

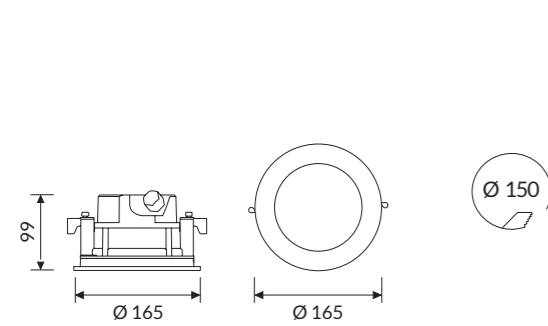
COLOUR TEMPERATURE **3000K**

COD	💡	lm
38VT7L39010M65	7W 10°	627
38VT7L39020M65	7W 20°	627
38VT7L39040M65	7W 40°	627
38VT7L39070M65	7W 70°	627
38VT18L39010M65	18W 10°	1529
38VT18L39020M65	18W 20°	1529
38VT18L39040M65	18W 40°	1529
38VT18L39070M65	18W 70°	1529

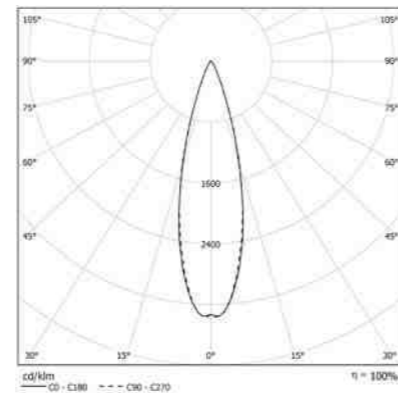
HALL LED IP65 MEDIUM ACCENT LIGHT

OPTIC

Accent light.
Transparent glass with internal aluminum reflectors:
25°- 45°- 60°- 80° beam angles.
CUT OFF > 30°.



IP 65 A+
IK10



COLOUR TEMPERATURE **4000K**

COD	Light Bulb Icon	lm
38AL13L49025M65	13W 25°	1326
38AL13L49045M65	13W 45°	1326
38AL13L49060M65	13W 60°	1326
38AL13L49080M65	13W 80°	1326

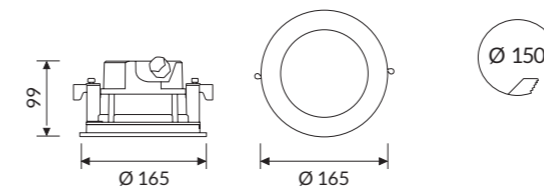
COLOUR TEMPERATURE **3000K**

COD	Light Bulb Icon	lm
38AL13L39025M65	13W 25°	1207
38AL13L39045M65	13W 45°	1207
38AL13L39060M65	13W 60°	1207
38AL13L39080M65	13W 80°	1207

HALL LED IP65 MEDIUM HIGH WALLWASHER

OPTIC

HW - High wallwasher.
Transparent glass with high asymmetric lens.
CUT OFF > 30°.



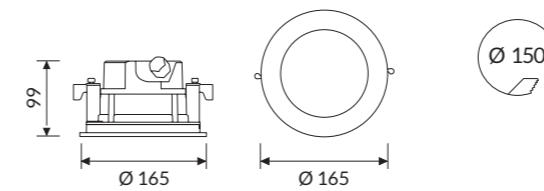
COLOUR TEMPERATURE **4000K**

COD	Light Bulb Icon	lm
38HA13L490M65	13W	1326

HALL LED IP65 MEDIUM WIDE WALLWASHER

OPTIC

WW - Wide wallwasher.
Transparent glass with wide beam asymmetric lens.
CUT OFF > 30°.

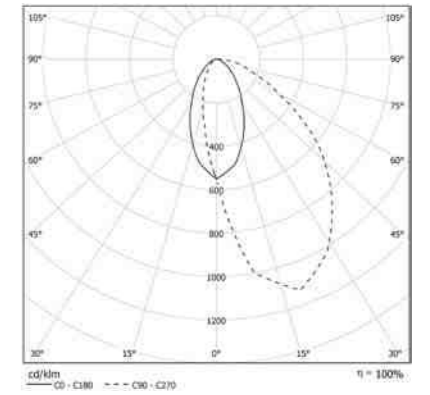


COLOUR TEMPERATURE **4000K**

COD	Light Bulb Icon	lm
38WA13L490M65	13W	1326



IP 65 A+
IK10

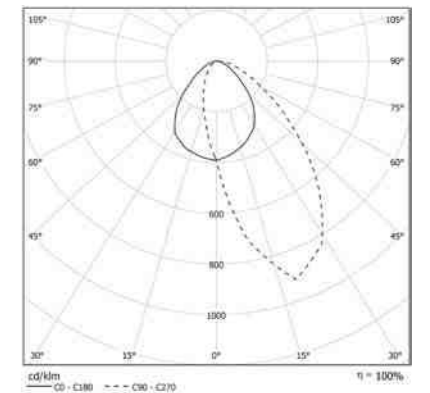


COLOUR TEMPERATURE **3000K**

COD	Light Bulb Icon	lm
38HA13L390M65	13W	1207



IP 65 A+
IK10



COLOUR TEMPERATURE **3000K**

COD	Light Bulb Icon	lm
38WA13L390M65	13W	1207

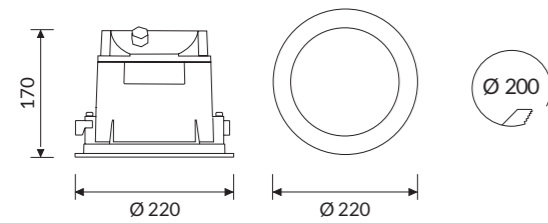
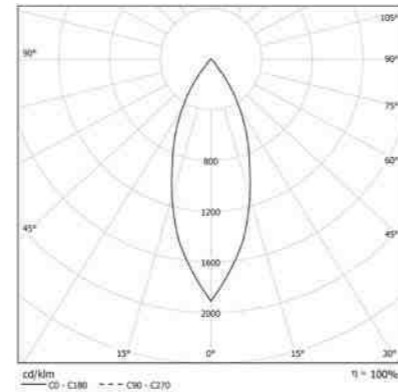
HALL LED IP65 LARGE

OPTIC

Internal aluminum reflectors:
12°- 20°- 40°- 70° beam angles.
CUT OFF > 30°.



IP 65 A*



COLOUR TEMPERATURE

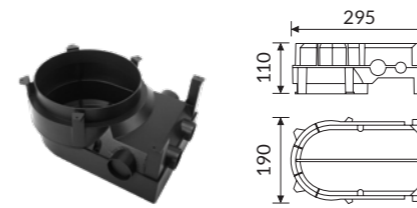
4000K

3000K

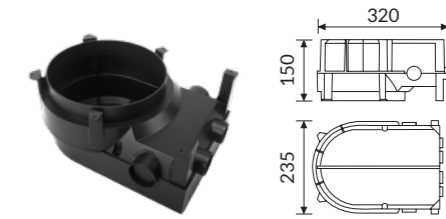
COD	Light Bulb Icon	Im
38VT18L49012L65	18W 12°	2316
38VT18L49020L65	18W 20°	2316
38VT18L49040L65	18W 40°	2316
38VT18L49070L65	18W 70°	2316
38VT25L49012L65	25W 12°	3151
38VT25L49020L65	25W 20°	3151
38VT25L49040L65	25W 40°	3151
38VT25L49070L65	25W 70°	3151

COD	Light Bulb Icon	Im
38VT18L39012L65	18W 12°	2240
38VT18L39020L65	18W 20°	2240
38VT18L39040L65	18W 40°	2240
38VT18L39070L65	18W 70°	2240
38VT25L39012L65	25W 12°	3048
38VT25L39020L65	25W 20°	3048
38VT25L39040L65	25W 40°	3048
38VT25L39070L65	25W 70°	3048

Accessories




38AABCM
HALL LED IP65 MEDIUM box for recessed installation on concrete.



38AABCL
HALL LED IP65 LARGE box for recessed installation on concrete.

Technical Note

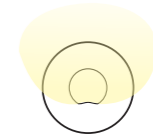
HALL IP65 MEDIUM ACCENT LIGHT



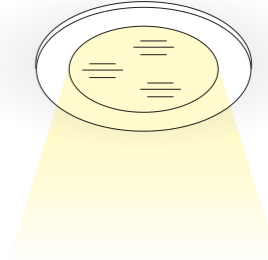
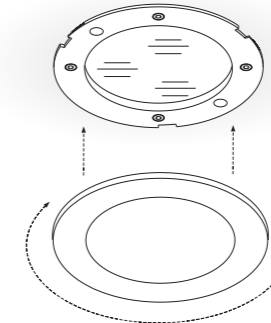

HALL IP65 MEDIUM HIGH WALLWASHER



HALL IP65 MEDIUM WIDE WALLWASHER



INSTALLATION:



HALL LED GROUND

ID CODE: 38





The HALL LED family expands with the GROUND version, suitable for **in-ground outdoor recessed applications**.

The collection consists of numerous sizes and outputs, with light distribution options that enable designers to consider **pathway lighting, orientation lighting and wall washing** with the dedicated asymmetric versions. A high ingress protection rating of IP67 is offered as standard.








Design
esse-ci



FEATURES

-  Direct Emission
-  UGR <22
-  IP 67
-  IK 10
-  -20°C +40°C
-  20 KN

LED

-  3000K
-  >63 lm/W; >115 lm/W
-  CRI >80
-  Eye safety: RG0/RG1
-  Mac Adams 3
-  L80/B10 >50.000h

CERTIFICATIONS

-  CE
-  A+
-  5 years warranty


Specifications CoB LED technology.

Optic

- MINI AL: polymetacrilate lens, beam 8° - 24° - 36°
- MINI 1X -2X -4X: satin glass with single, double, quadruple emission
- MEDIUM AL: Internal polymetacrilate lens, beam angles from 25° - 45° - 60° - 80°
- MEDIUM HA: high asymmetrical lens with internal aluminum reflectors
- MEDIUM WA: wide asymmetrical lens with internal aluminum reflectors

Body Manufactured from pressure die-cast aluminum with epoxy powder coating.

Colour ● Stainless Steel



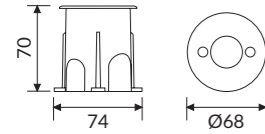
HALL LED GROUND MINI ACCENT LIGHT

OPTIC

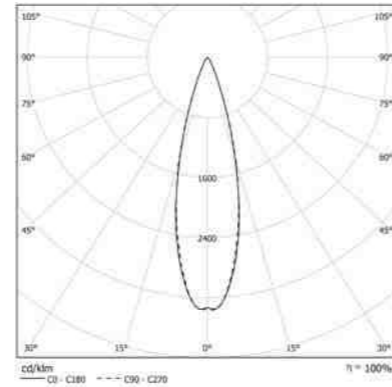
Internal polymetacrilate lens.

Beam angles from 8°- 24°- 36°. CUT OFF > 30°.

Remote driver as accessory. Fixtures supplied with 5mt cable.



IP 67 A



COLOUR TEMPERATURE

4000K

COD	💡	lm
38AL3L38T67	3W 8°	189
38AL3L324T67	3W 24°	189
38AL3L336T67	3W 36°	189

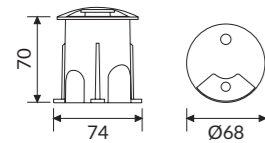
HALL LED GROUND MINI 1X

OPTIC

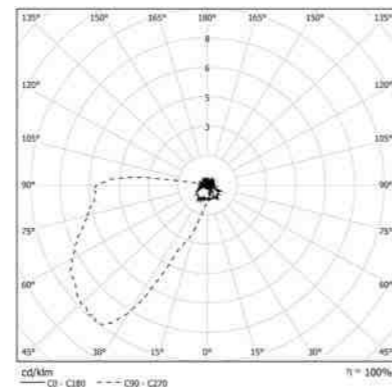
Satin glass with a single emission mask.

CUT OFF > 30°.

Remote driver as accessory. Fixtures supplied with 5mt cable.



IP 67 A



COLOUR TEMPERATURE

4000K

COD	💡	lm
38HS3L3T67	3W	189

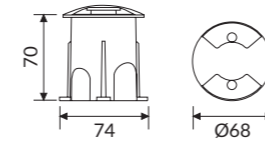
HALL LED GROUND MINI 2X

OPTIC

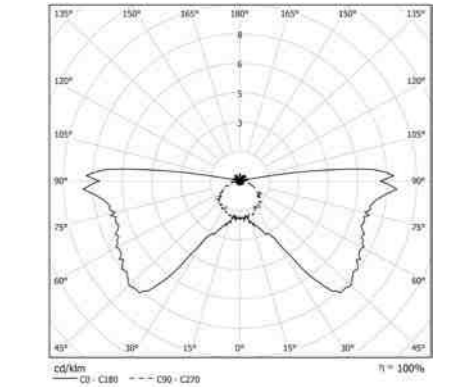
Satin glass with a double emission mask.

CUT OFF > 30°.

Remote driver as accessory. Fixtures supplied with 5mt cable.



IP 67 A



COLOUR TEMPERATURE

4000K

COD	💡	lm
38HD3L3T67	3W	189

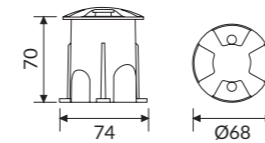
HALL LED GROUND MINI 4X

OPTIC

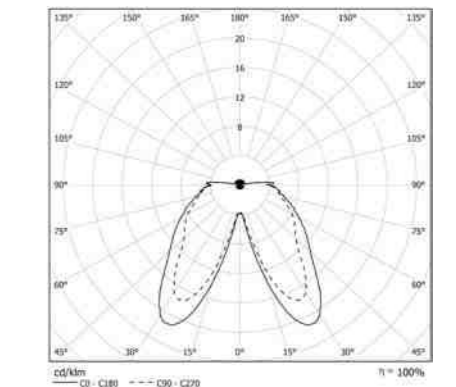
Satin glass with a quadruple emission mask.

CUT OFF > 30°.

Remote driver as accessory. Fixtures supplied with 5mt cable.



IP 67 A



COLOUR TEMPERATURE

4000K

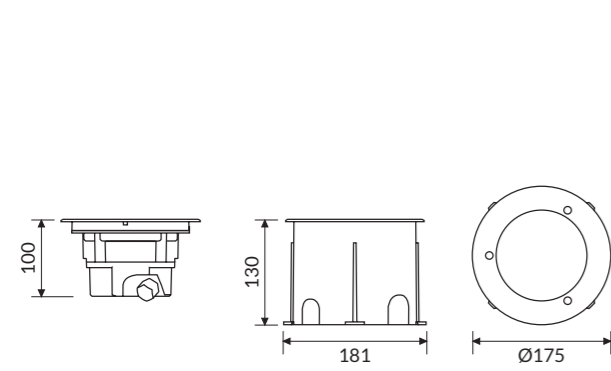
COD	💡	lm
38HQ3L3T67	3W	189

HALL LED GROUND MEDIUM ACCENT LIGHT

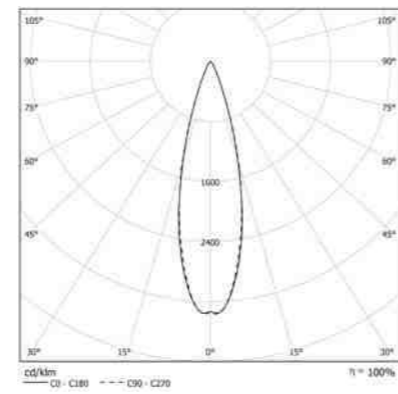
OPTIC

Internal polymetacrilate lens.
Beam angles from 25° - 45° - 60° - 80°.
CUT OFF > 30°.

Integrate driver.



IP 67 A



COLOUR TEMPERATURE

3000K

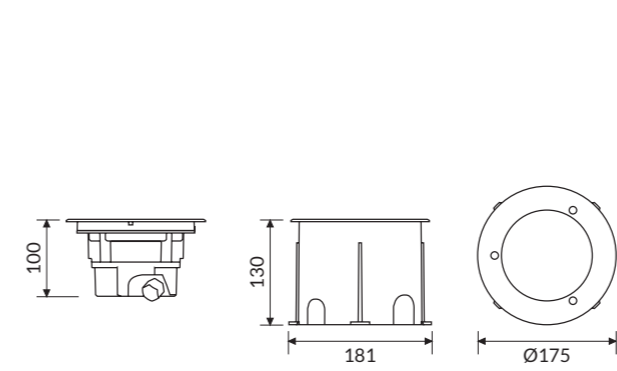
COD	💡	lm
38AL13L325TM67	13W 25°	1495
38AL13L345TM67	13W 45°	1495
38AL13L360TM67	13W 60°	1495
38AL13L380TM67	13W 80°	1495

HALL LED GROUND MEDIUM HIGH WALLWASHER

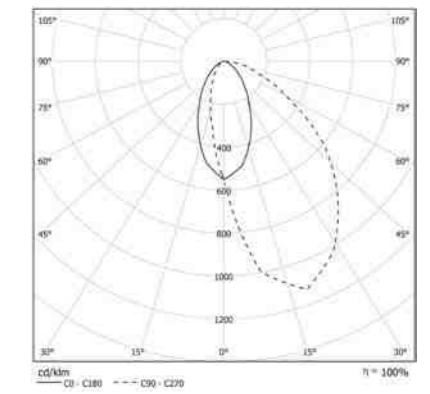
OPTIC

High asymmetrical lens with internal aluminum reflectors.
CUT OFF > 30°.

Integrate driver.



IP 67 A



COLOUR TEMPERATURE

3000K

COD	💡	lm
38HA13L3TM67	13W	1495

HALL LED GROUND MEDIUM WIDE WALLWASHER

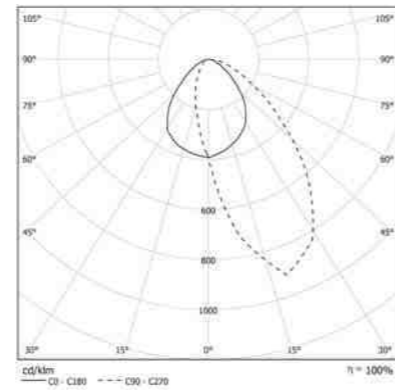
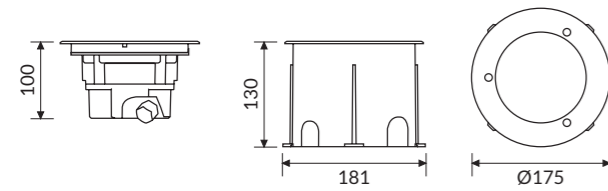
OPTIC

Wide asymmetrical lens with internal aluminum reflectors.
CUT OFF > 30°.

Integrate driver.



IP67 A



COLOUR TEMPERATURE

3000K

COD	lm
38WA13L3TM67	1495

Accessories

FOR HALL LED GROUND MINI



38LC4700IS

Constant current LED driver for single connection.



38LC12700IS

Constant current LED driver for 2 fixtures.



38LC17700IS

Constant current LED driver for 4 fixtures.

FOR HALL LED GROUND MEDIUM



38AANDHG

Honeycomb optic.



38AASLHG

Sculpture optic.

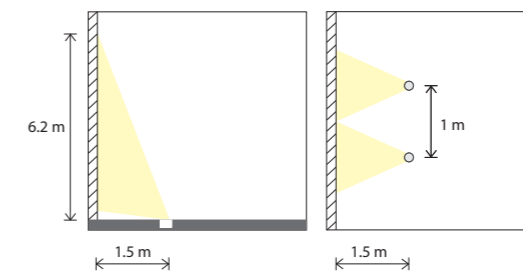
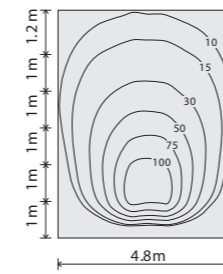


38AAGMHG

Frosted glass.

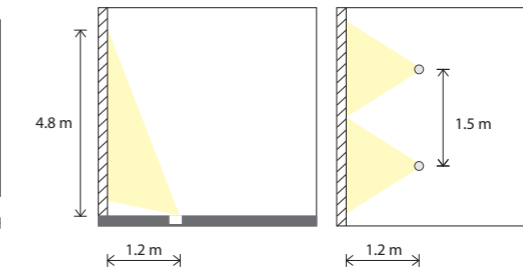
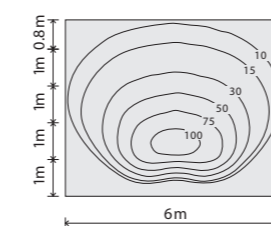
Technical Note

HIGH WALLWASHER



Recommended installation distance.

WIDE WALLWASHER



Recommended installation distance.

HALL LED CEILING IP65




ID CODE: 28

The already impressive HALL collection is extended for external use with HALL LED CEILING IP65, This high performance downlight is characterized by a minimal die-cast aluminum housing in a durable matt textured power coated finish. As standard the range features **integrated drivers** making the product both simple to install and compact in size. The high ingress protection rating of IP65 makes this an ideal product for any wet area application including the outdoor environment.









Design
esse-ci

FEATURES

-  Direct Emission
-  UGR < 22
-  IP 65



LED

-  3000K/4000K
-  >100 lm/W; >126 lm/W
-  CRI > 90
-  Eye safety: RG0/RG1
-  Mac Adams 3
-  L80/B10 > 50.000h

CERTIFICATIONS

-  CE
-  A
-  5 years warranty

ON REQUEST


-  DALI - RDD code (verify the version)
-  2700K-5000K
-  MINI version with Ø 60mm

Specifications · CoB LED technology
· Integrated driver

Optic · SMALL: internal aluminium reflectors from 10°- 20°- 40°- 50° beam angles
· MEDIUM and LARGE: internal aluminium reflectors from 10°- 12°- 20°- 40°- 70° beam angles

Body Manufactured from pressure die-cast aluminum with epoxy powder coating.

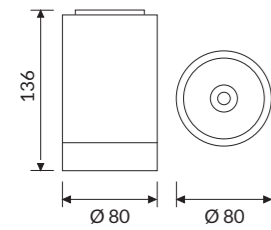
Colour ○ White RAL 9003 wrinkled - Code: W
● Black RAL 9005 wrinkled - Code: BK



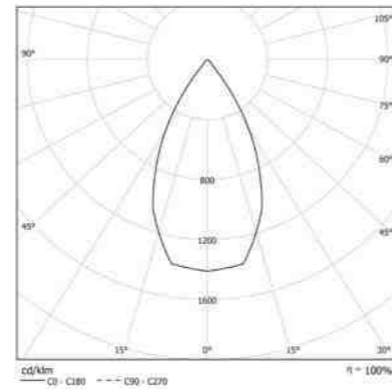
HALL LED CEILING IP65 SMALL

OPTIC

Internal aluminum reflectors:
10°- 20°- 40° - 50° beam angles.
CUT OFF > 30°.



IP 65 A*



COLOUR TEMPERATURE **4000K**

COD	💡	lm
28VT13L49010S65	13W 10°	1152
28VT13L49020S65	13W 20°	1152
28VT13L49040S65	13W 40°	1152
28VT13L49050S65	13W 50°	1152
28VT18L49010S65	18W 10°	1595
28VT18L49020S65	18W 20°	1595
28VT18L49040S65	18W 40°	1595
28VT18L49050S65	18W 50°	1595

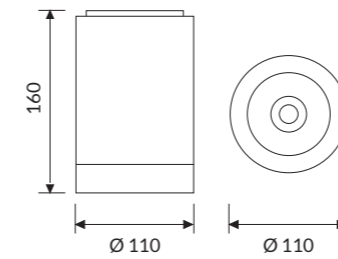
COLOUR TEMPERATURE **3000K**

COD	💡	lm
28VT13L39010S65	13W 10°	1104
28VT13L39020S65	13W 20°	1104
28VT13L39040S65	13W 40°	1104
28VT13L39050S65	13W 50°	1104
28VT18L39010S65	18W 10°	1529
28VT18L39020S65	18W 20°	1529
28VT18L39040S65	18W 40°	1529
28VT18L39050S65	18W 50°	1529

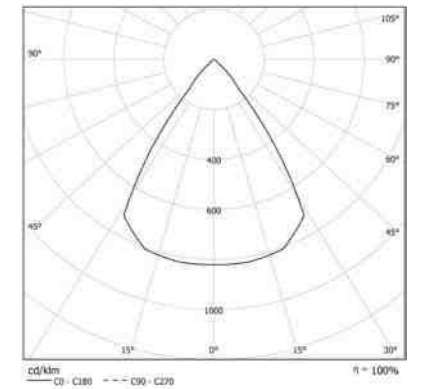
HALL LED CEILING IP65 MEDIUM

OPTIC

Internal aluminum reflectors:
10°- 20°- 40° - 70° beam angles.
CUT OFF > 30°.



IP 65 A*



COLOUR TEMPERATURE **4000K**

COD	💡	lm
28VT18L49010M65	18W 10°	2316
28VT18L49020M65	18W 20°	2316
28VT18L49040M65	18W 40°	2316
28VT18L49070M65	18W 70°	2316
28VT25L49010M65	25W 10°	3151
28VT25L49020M65	25W 20°	3151
28VT25L49040M65	25W 40°	3151
28VT25L49070M65	25W 70°	3151

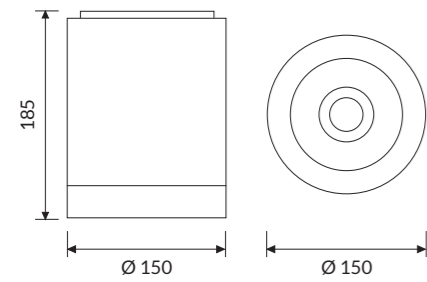
COLOUR TEMPERATURE **3000K**

COD	💡	lm
28VT18L39010M65	18W 10°	2154
28VT18L39020M65	18W 20°	2154
28VT18L39040M65	18W 40°	2154
28VT18L39070M65	18W 70°	2154
28VT25L39010M65	25W 10°	2930
28VT25L39020M65	25W 20°	2930
28VT25L39040M65	25W 40°	2930
28VT25L39070M65	25W 70°	2930

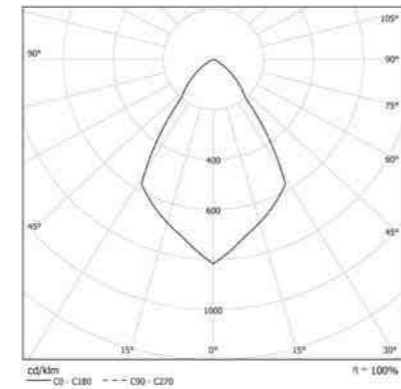
HALL LED CEILING IP65 LARGE

OPTIC

Internal aluminum reflectors:
12°- 20°- 40° - 70° beam angles.
CUT OFF > 30°.



IP 65 A+



COLOUR TEMPERATURE

4000K

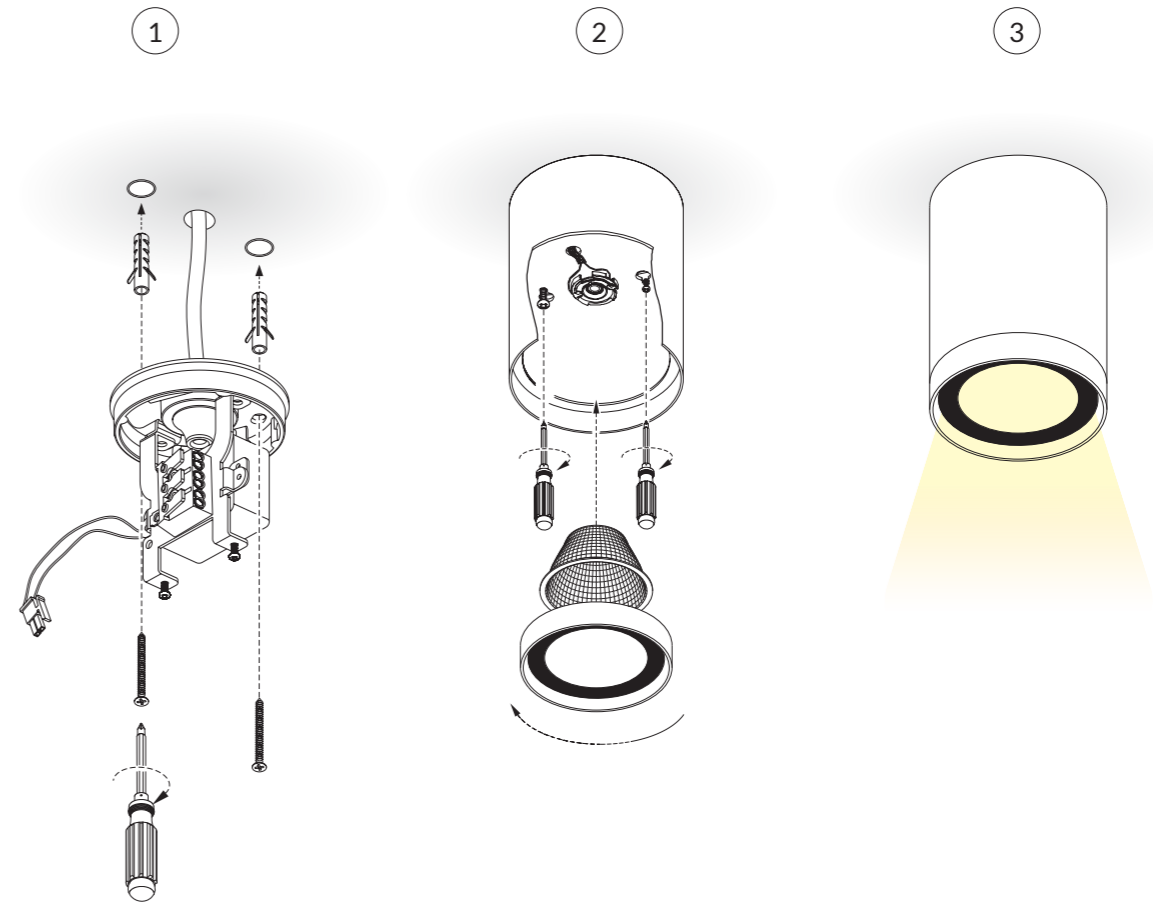
COD	💡	lm
28VT35L49012L65	35W 12°	4029
28VT35L49020L65	35W 20°	4029
28VT35L49040L65	35W 40°	4029
28VT35L49070L65	35W 70°	4029
28VT38L49012L65	38W 12°	4214
28VT38L49020L65	38W 20°	4214
28VT38L49040L65	38W 40°	4214
28VT38L49070L65	38W 70°	4214
28VT52L49012L65	52W 12°	5647
28VT52L49020L65	52W 20°	5647
28VT52L49040L65	52W 40°	5647
28VT52L49070L65	52W 70°	5647

3000K

COD	💡	lm
28VT35L39012L65	35W 12°	3624
28VT35L39020L65	35W 20°	3624
28VT35L39040L65	35W 40°	3624
28VT35L39070L65	35W 70°	3624
28VT38L39012L65	38W 12°	3813
28VT38L39020L65	38W 20°	3813
28VT38L39040L65	38W 40°	3813
28VT38L39070L65	38W 70°	3813
28VT52L39012L65	52W 12°	5109
28VT52L39020L65	52W 20°	5109
28VT52L39040L65	52W 40°	5109
28VT52L39070L65	52W 70°	5109

Technical Note

INSTALLATION



TERES IP66

ID CODE: 14





Perfectly complementing the already extensive Teres interior collection, TERES IP66 allows the product to be used in the **outdoor environment**. The high ingress protection rating makes this **perfect for gardens and planters**, but it is equally at home for **accent lighting to signs and architecture**.

The **built-in driver** and dedicated connection compartment ensures the product is easy to install. The range of beam angles and graduated pointing system is designed for easy and **precise focusing**. The product can either be mounted direct or attached to a **spike mount** for more flexible ground installation.









Design
esse-ci


FEATURES

-  Direct Emission
-  UGR < 22
-  IP 66
-  IK 06
-  -20°C +40°C


LED

-  3000K
-  >108 lm/W; >120 lm/W
-  CRI >80
-  Eye safety: RG0/RG1
-  Mac Adams 3
-  L80/B10 >50.000h

CERTIFICATIONS

-  CE
-  A+
-  5 years warranty

ON REQUEST





-  DALI - RDD code (verify the version)
-  2700K-4000K-5000K


Specifications Built-in driver.

Optic Aluminum reflectors from 10° - 20° - 40° - 50° - 70° beam angles.

Body Manufactured from pressure die-cast aluminum with epoxy powder coating.

Colour

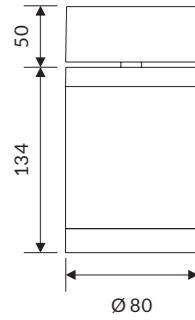
-  White RAL 9003 wrinkled - Code: W
-  Black RAL 9005 wrinkled - Code: BK
-  Anthracite - Code: GA
-  Bronze Corten - Code: BC



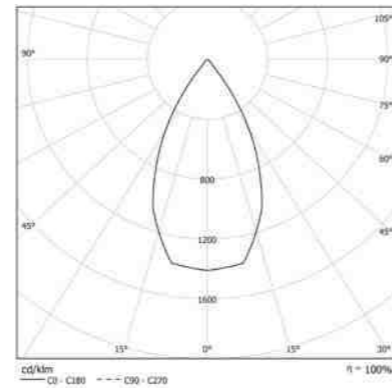
TERES IP66 SMALL

OPTIC

Internal aluminum reflectors:
10°- 20°- 40° - 50° beam angles.



IP 66 A+



COLOUR TEMPERATURE

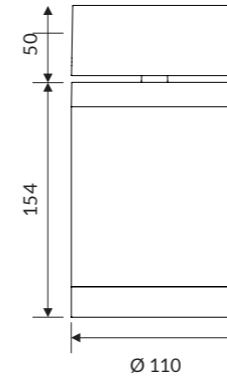
3000K

COD	💡	lm
14VT18L310S66	18W 10°	1945
14VT18L320S66	18W 20°	1945
14VT18L340S66	18W 40°	1945
14VT18L350S66	18W 50°	1945

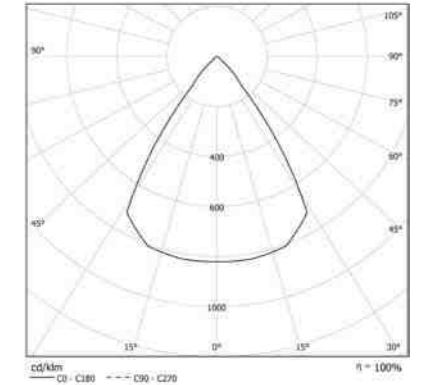
TERES IP66 MEDIUM

OPTIC

Internal aluminum reflectors:
10°- 20°- 40° - 70° beam angles.



IP 66 A+



COLOUR TEMPERATURE

3000K

COD	💡	lm
14VT31L310M66	31W 10°	3286
14VT31L320M66	31W 20°	3286
14VT31L340M66	31W 40°	3286
14VT31L370M66	31W 70°	3286

Accessories



14AA21S
TERES IP66 SMALL.
Ground installation spike.



14AA21M
TERES IP66 MEDIUM.
Ground installation spike.

Technical Note



Graduated adjustment.

NOBIS

ID CODE: 90





The NOBIS family is designed as a complete set of architectural luminaires for use in exterior applications such as high-end residential, hotel or commercial projects. Options include **bulkheads for wall and ceiling installation**, which are complimented by versions in **bollard, ground, semi-recessed** and **stand-alone USB formats**, creating a complete family for design continuity.

The sliding optical system allows users to control the light distribution making this a unique and tactile lighting solution.








Design
esse-ci

FEATURES

-  Direct Emission
-  UGR <22
-  IP 66
-  -20°C +40°C

LED

-  3000K
- >52 lm/W icon" data-bbox="145 561 159 575"/> >52 lm/W
-  CRI >80
-  Eye safety: RG0/RG1
-  Mac Adams 3
-  L80/B10 >50.000h

CERTIFICATIONS

-  CE
-  A+
-  5 years warranty

ON REQUEST

-  4000K


Specifications Built-in driver.

Optic Satin polycarbonate diffuser.

Body Body - diffuser manufactured from shock-resistant, anti-static technopolymer, with an exclusive surface treatment to guarantee constant light homogeneity.

Colour

- White RAL 9003 wrinkled - Code: W
- Black RAL 9005 wrinkled - Code: BK
- Anthracite - Code: GA
- Bronze Corten - Code: BC

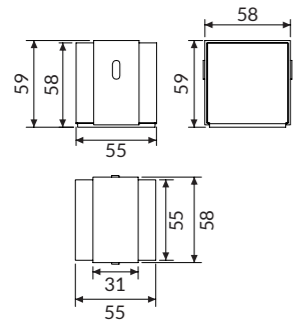


NOBIS MINI

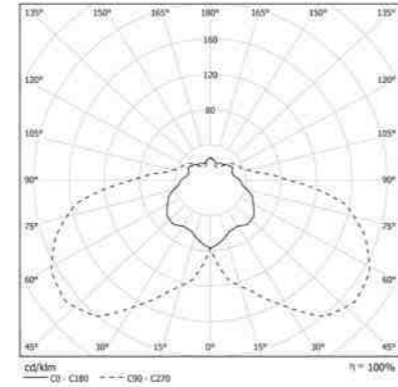
OPTIC

Satin polycarbonate diffuser.

Version supplied with 2m cable.



IP 66 A+



COLOUR TEMPERATURE

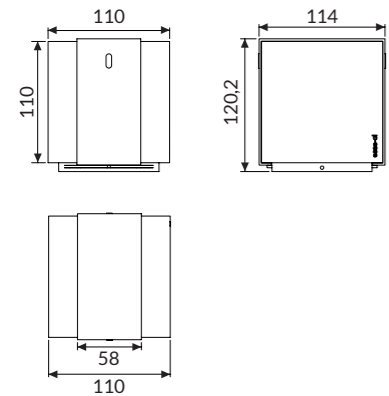
3000K

COD	💡	lm	mm
90PC3L366	3W	208	55x55

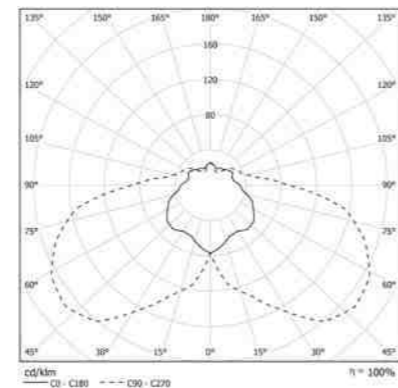
NOBIS

OPTIC

Satin polycarbonate diffuser.



IP 66 A+



COLOUR TEMPERATURE

3000K

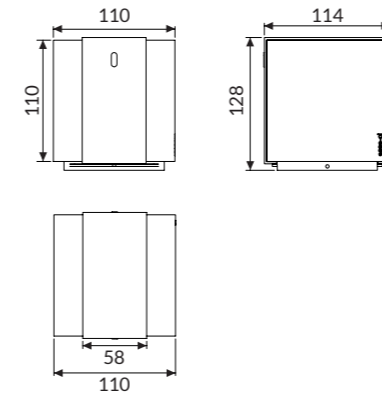
COD	💡	lm	mm
90PC13L366	13W	696	110x110

NOBIS USB

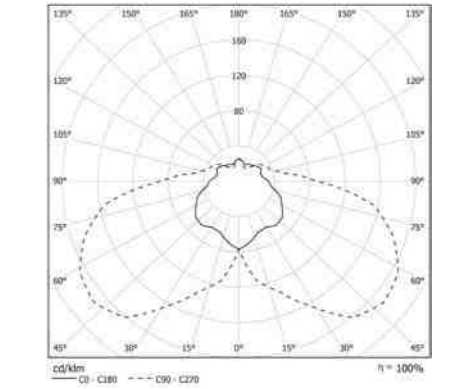
OPTIC

Satin polycarbonate diffuser with power and change color button. USB rechargeable.

Device with batteries included rechargeable via USB socket. 5h autonomy.



IP 66 A+



COLOUR TEMPERATURE

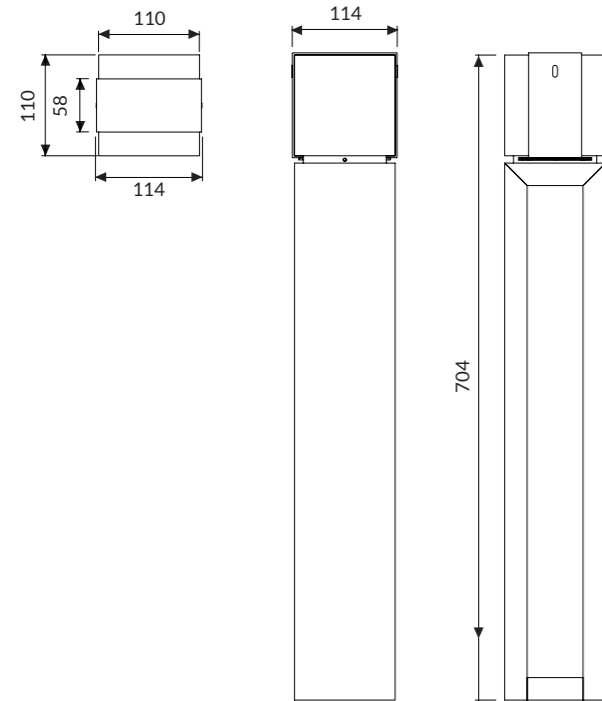
2700K -> 4500K

COD	💡	lm	mm
90PC2USB66	2W	140	110x110

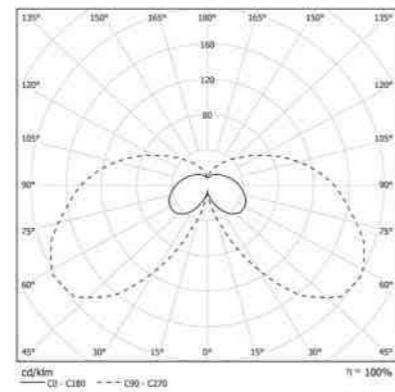
NOBIS BOLLARD

OPTIC

Satin polycarbonate diffuser.



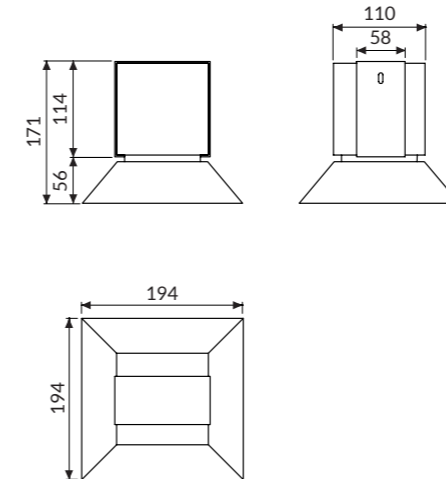
IP 66 A*



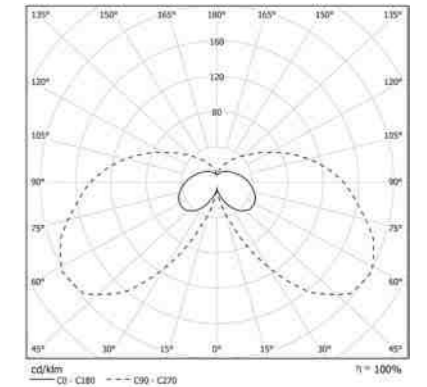
NOBIS GROUND

OPTIC

Satin polycarbonate diffuser.



IP 66 A*



COLOUR TEMPERATURE

3000K

COD	⚡	lm	mm
90PC13L3G66	13W	696	110x110

Accessories




90AA19
NOBIS MINI box for semi-recessed wall installation.



90AA19S
NOBIS box for semi-recessed wall installation.

Technical Note



Adjustable cover.

Available cover colors:



White RAL 9003 Code: W
Black RAL 9005 Code: BK
Anthracite Code: GA
Bronze Corten Code: BC

COLOUR TEMPERATURE

3000K

COD	⚡	lm	mm
90PC13L3B66	13W	696	110x110

BEN IP54

ID CODE: 1.0

Universal fixture produced from spun aluminium, for wall, ceiling, suspended or recessed applications. A high level of ingress protection is offered as standard, making this a truly versatile collection. A satin opal diffuser is included for soft broad-beam distribution (UGR <22) and is gasket sealed to IP54.

The LED boards are mounted on circular aluminium frames for optimum thermal management and quick fit connectors facilitate rapid installation. Dimming and emergency versions complete the range.

See also:

BEN suspended/ceiling	p. 128
BEN recessed	p. 212
BEN wall	p. 384
BEN HCL	p. 478



Design
Serge & Robert Cornelissen

FEATURES

- Direct Emission
- UGR <22
- IP 54

LED

- 3000K/4000K
- >124 lm/W
- CRI >90
- Eye safety: RG0/RG1
- Mac Adams 3
- L80/B10 >50.000h

CERTIFICATIONS

- CE
- A+
- 5 years warranty
- ETL

ON REQUEST

- DALI - RDD code (verify the version)
- Emergency kit 1/3 hour EM/EM.3h code
- 2700K

Specifications Built-in driver.

Optic Frosted Acryl-Satiné and impact resistant diffuser with perimeter silk-screen printing and homogeneous emission with UGR<22, fixed on the aluminum circular frame with seal.

Body Spun aluminum with epoxy powder coating.

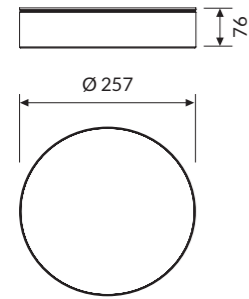
Colour Matt white RAL 9003 - Code: B



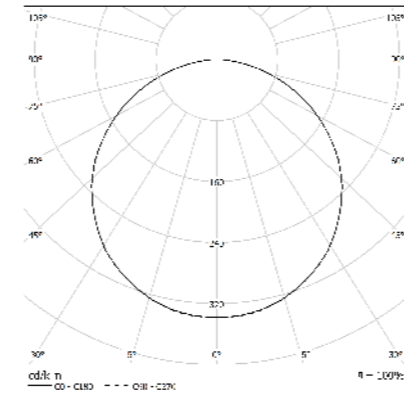
BEN SMALL IP54

OPTIC

PG diffuser, frosted Acryl-Satiné and impact resistant with perimeter silk-screen printing, UGR<22.



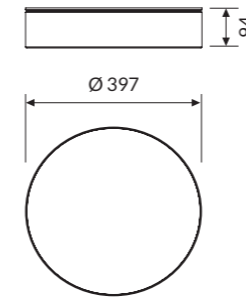
IP 54 **A+**
IP 44 If suspended



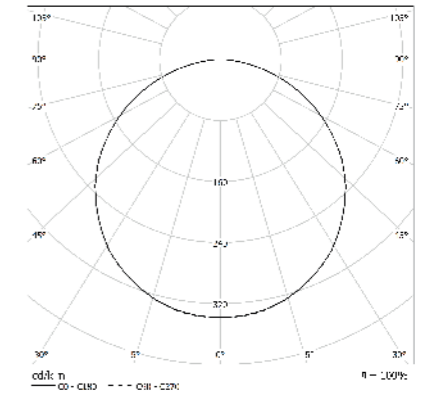
BEN MEDIUM IP54

OPTIC

PG diffuser, frosted Acryl-Satiné and impact resistant with perimeter silk-screen printing, UGR<22.



IP 54 **A+**
IP 44 If suspended



COLOUR TEMPERATURE

4000K

3000K

COD	💡	lm	Ø (mm)
10PG6L49054	6W	749	257
10PG12L49054	12W	1497	257
10PG18L49054	18W	2246	257

COD	💡	lm	Ø (mm)
10PG6L39054	6W	712	257
10PG12L39054	12W	1422	257
10PG18L39054	18W	2138	257

COLOUR TEMPERATURE

4000K

3000K

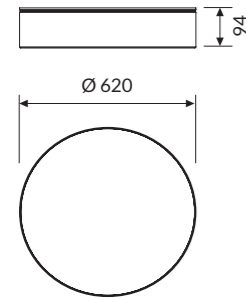
COD	💡	lm	Ø (mm)
10PG16L49054	16W	1994	397
10PG25L49054	25W	3113	397

COD	💡	lm	Ø (mm)
10PG16L39054	16W	1894	397
10PG25L39054	25W	2957	397

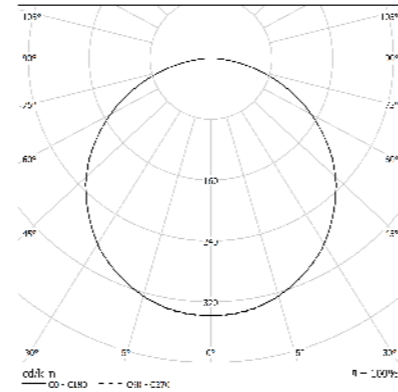
BEN LARGE IP54

OPTIC

PG diffuser, frosted Acryl-Satiné and impact resistant with perimeter silk-screen printing, UGR<22.



IP 54 **A+**
IP 44 If suspended



COLOUR TEMPERATURE

4000K

3000K

COD	💡	lm	Ø (mm)
10PG60L49054	60W	7476	620
10PG112L49054	112W	13955	620

COD	💡	lm	Ø (mm)
10PG60L39054	60W	7102	620
10PG112L39054	112W	13257	620

Accessories

SUSPENDED



10AA13

Single wire 1500mm long adjustable suspension kit.



10AA1330

Single wire 3000mm long adjustable suspension kit.



10AA16

3-poles powered supply box cable length 2000mm.



10AA165P

5-poles powered supply box cable length 2000mm.



10AA14LI

Kit for ceiling mounting.

RECESSED



- 10AA19SFL: for BEN SMALL
- 10AA19MFL: for BEN MEDIUM
- 10AA19LFL: for BEN LARGE
- 10AA19XLFL: for BEN XL
- 10AA19MXFL: for BEN MAXI

Kit for recessed frameless installation on plasterboard and concrete.



- 10AA19S: for BEN SMALL
- 10AA19M: for BEN MEDIUM
- 10AA19L: for BEN LARGE
- 10AA19XL: for BEN XL
- 10AA19MX: for BEN MAXI

Kit for recessed installation.

SCOUT

ID CODE: 91



An architectural lighting collection with refined style.

Utilising the very latest in lighting technology, SCOUT is an interesting and innovative approach to exterior ambient lighting. A totally unique diffuser material is incorporated within the metal frame of the housing, that is **invisible when turned off and evenly lit when turned on**, ensuring high visual comfort and uniform outwards light emission. A complete collection with floor mounted bollards, wall mounted bulkheads and versions with adjustable accent spotlights to complete the range.








Design
Serge & Robert Cornelissen

FEATURES

-  Direct Emission
-  UGR < 22
-  IP 66
-  IK 06
-  -20°C +40°C

LED

-  3000K
- >100 lm/W icon" data-bbox="146 558 160 578"/> >100 lm/W
-  CRI > 80
-  Eye safety: RG0/RG1
-  Mac Adams 3
-  L80/B10 >50.000h

CERTIFICATIONS

-  CE
-  A+
-  5 years warranty

ON REQUEST





-  4000K


Specifications Built-in driver.

Optic PMMA diffuser with built-in transparent light particles.

Body Manufactured from pressure die-cast aluminum with epoxy powder coating.

Colour

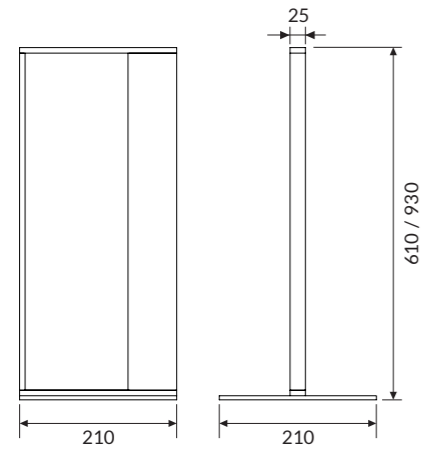
-  White RAL 9003 wrinkled - Code: W
-  Black RAL 9005 wrinkled - Code: BK
-  Anthracite - Code: GA
-  Bronze Corten - Code: BC



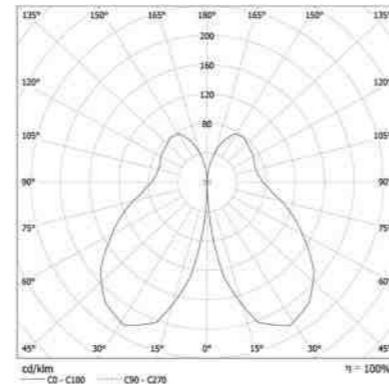
SCOUT

OPTIC

LGP (Light Guide Panel) diffuser in backlight plexiglass with microncisions designed to ensure uniform emission of light outwards.



IP 66 A+




COLOUR TEMPERATURE 3000K

COD	💡	lm	mm
91PC9L366	9W	180	610
91PC13L366	13W	260	930

SCOUT WALL

OPTIC

LGP (Light Guide Panel) diffuser in backlight plexiglass with microncisions designed to ensure uniform emission of light outwards.



COLOUR TEMPERATURE 3000K

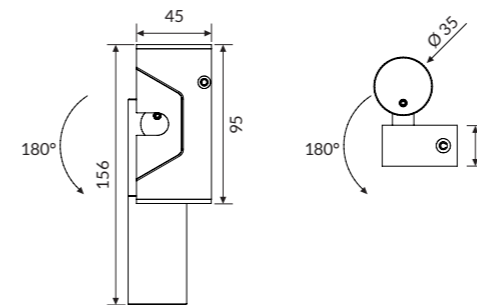
COD	💡	lm	mm
91PC9L3LW66	9W	180	610
91PC13L3LW66	13W	260	930

SCOUT WALL SPOT

OPTIC

Spot with 35° beam angle.

Remote driver supplied with the fixture.

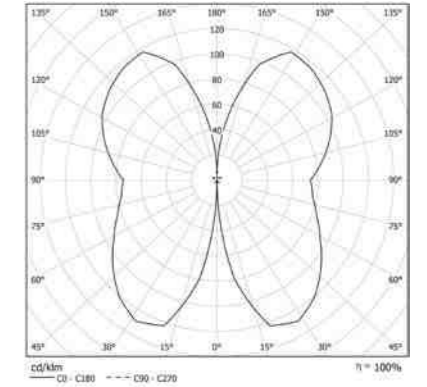


COLOUR TEMPERATURE 3000K

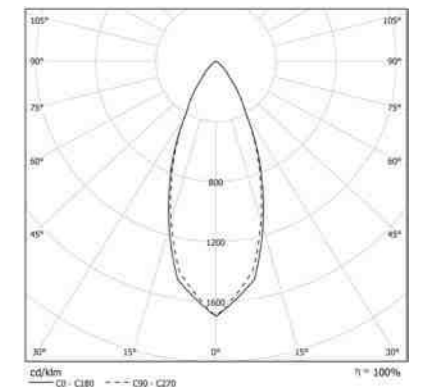
COD	💡	lm
91AA3L3W66	3W	187



IP 66 A+



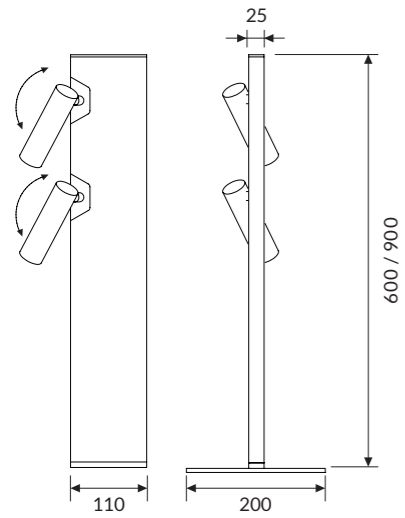
IP 66 A+



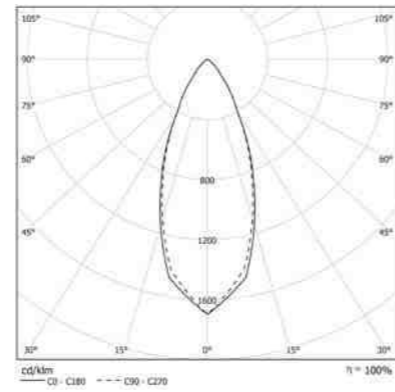
SCOUT SPOT

OPTIC

Spot with 35° beam angle.



IP 66 A*



COLOUR TEMPERATURE

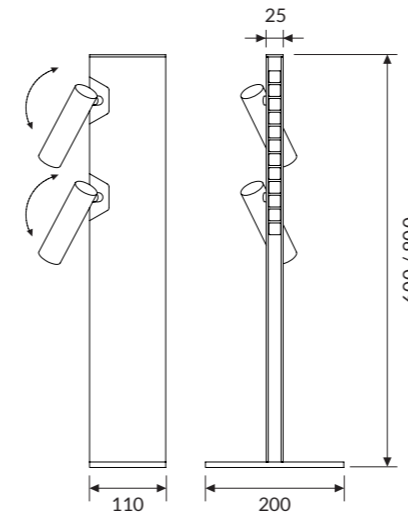
3000K

COD	💡	lm	mm
91AA23L366	2x3W	374	600
91AA23L3L66	2x3W	374	900

SCOUT SPOT DOUBLE EMISSION

OPTIC

Spot with 35° beam angle and asymmetrical back emission ground oriented.



IP 66 A*

COLOUR TEMPERATURE

3000K

COD	💡	lm	mm
91DI3S23L366	3W + 2x3W	60 + 374	600
91DI5S23L366	5W + 2x3W	100 + 374	900

Accessories

LENS FOR SPOT



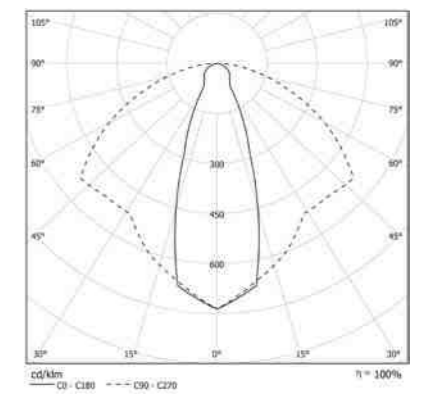
91AALPC20
Lens 20° beam angle.



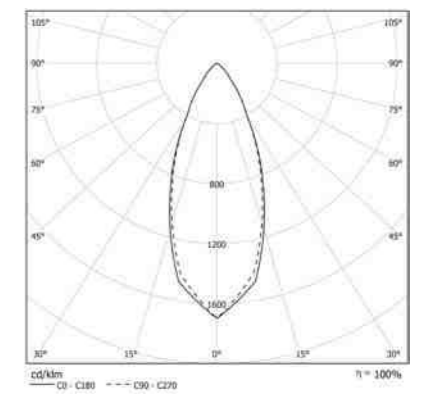
91AALPC45
Lens 45° beam angle.



Rear emission



Spot emission



MAGIS FLOOD

ID CODE: 92

Magis is a new fixture designed for use in **industrial environments, sports facilities** and for **general wide area lighting**. The body, ultra-thin and with a refined design, meeting the required high protection standards demanded by harsh environments and the integrated anti-shock system is able to **withstand voltage peaks up to 10kv**. The range of outputs coupled with a choice of optics for both asymmetric or wide beam spread make Magis an extremely versatile luminaire.








Design
Delineo Design

FEATURES

-  Direct Emission
-  UGR < 22
-  IP 66
-  IK 08
-  -30° / +45°



LED

-  4000K
- >125 lm/W icon" data-bbox="148 558 162 572"/> >125 lm/W
-  CRI > 80
-  Eye safety: RG0/RG1
-  Mac Adams 3
-  L80/B10 > 50,000h

CERTIFICATIONS

-  CE
-  A+
-  5 years warranty

ON REQUEST

-  DALI - RDD code (verify the version)
-  BT Easy connect - BEM/BES code
-  3000K - 5000K

Specifications Built-in driver.


Optic

- NB: polycarbonate narrow lens
- WB: polycarbonate lens with diffusing emission
- AS: polycarbonate lens with asymmetric emission
- HW: polycarbonate lens with asymmetric forward throw emission.

Body Manufactured from pressure die-cast aluminum with epoxy powder coating.

Colour

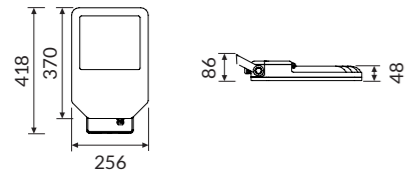
- White Matt RAL 9003 - Code: B
- Black Matt RAL 9005 - Code: C8



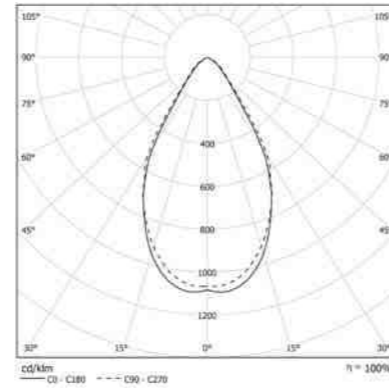
MAGIS FLOOD MEDIUM NBE

OPTIC

Polycarbonate narrow lens.



IP 66 A*



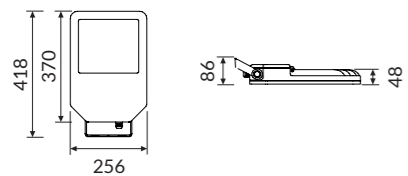
COLOUR TEMPERATURE **4000K**

COD		lm
92NBE100L4M	100W	12000
92NBE150L4M	150W	18000

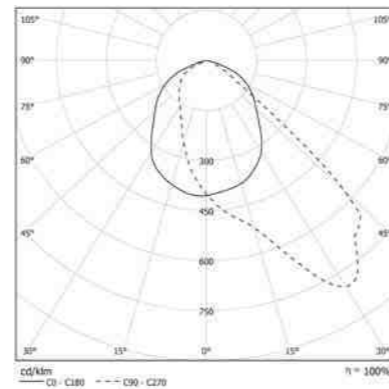
MAGIS FLOOD MEDIUM AS

OPTIC

Polycarbonate lens with asymmetric emission.



IP 66 A*



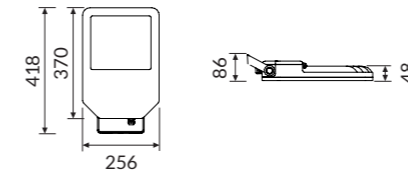
COLOUR TEMPERATURE **4000K**

COD		lm
92AS100L4M	100W	11500
92AS150L4M	150W	17250

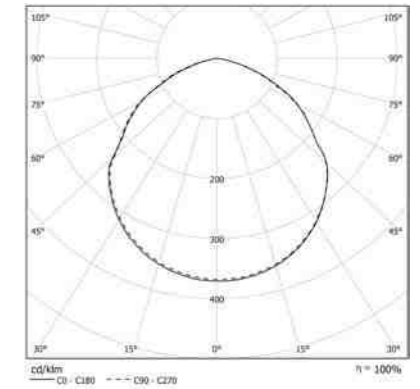
MAGIS FLOOD MEDIUM WBE

OPTIC

Polycarbonate lens with wide area emission.



IP 66 A*



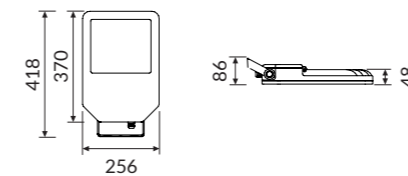
COLOUR TEMPERATURE **4000K**

COD		lm
92WBE100L4M	100W	12500
92WBE150L4M	150W	18750

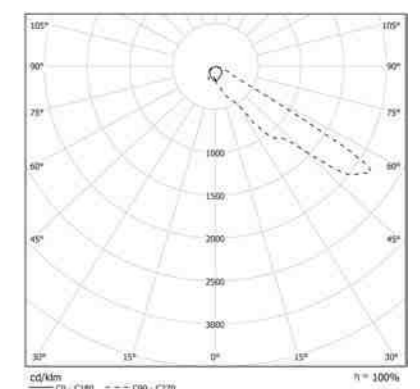
MAGIS FLOOD MEDIUM HW

OPTIC

Polycarbonate lens with asymmetric forward throw emission.



IP 66 A*



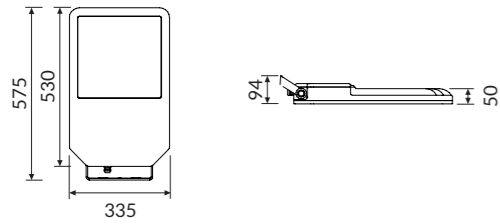
COLOUR TEMPERATURE **4000K**

COD		lm
92HW100L4M	100W	11500
92HW150L4M	150W	17250

MAGIS FLOOD LARGE NBE

OPTIC

Polycarbonate narrow lens.



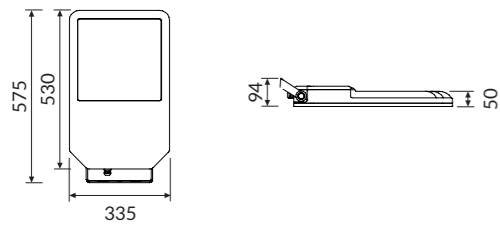
COLOUR TEMPERATURE **4000K**

COD	💡	lm
92NBE200L4L	200W	24000
92NBE250L4L	250W	30000
92NBE300L4L	300W	36000

MAGIS FLOOD LARGE AS

OPTIC

Polycarbonate lens with asymmetric emission.

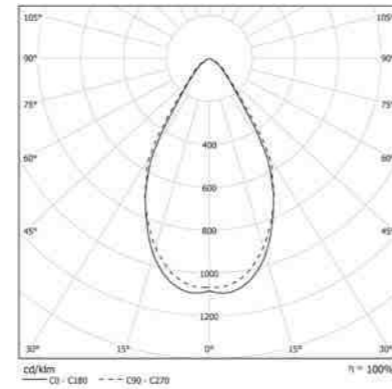


COLOUR TEMPERATURE **4000K**

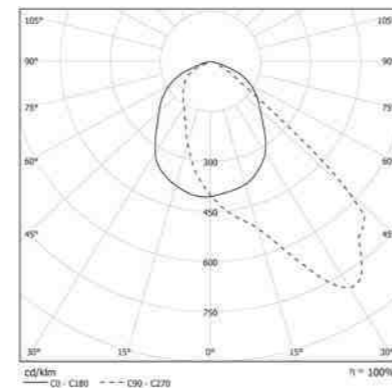
COD	💡	lm
92AS200L4L	200W	23000
92AS250L4L	250W	28750
92AS300L4L	300W	34500



IP 66 A+



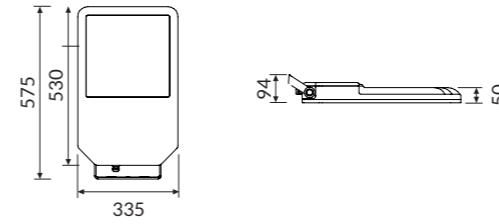
IP 66 A+



MAGIS FLOOD LARGE WBE

OPTIC

Polycarbonate lens with wide area emission.

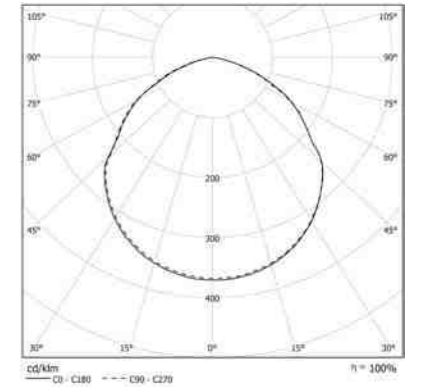


COLOUR TEMPERATURE **4000K**

COD	💡	lm
92WBE200L4L	200W	25000
92WBE250L4L	250W	31250
92WBE300L4L	300W	37500



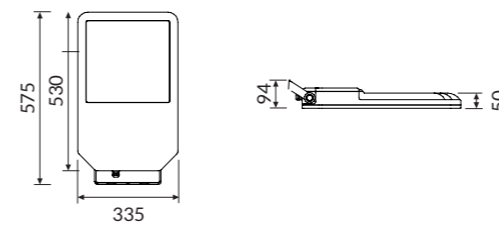
IP 66 A+



MAGIS FLOOD LARGE HW

OPTIC

Polycarbonate lens with high asymmetric forward throw emission.

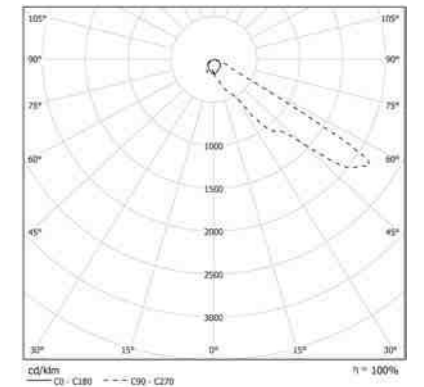


COLOUR TEMPERATURE **4000K**

COD	💡	lm
92HW200L4L	200W	23000
92HW250L4L	250W	28750
92HW300L4L	300W	34500




IP 66 A+



Accessories



92AATP
Kit for fixing on pole.



92AAVIM
92AAVIL
Visor for MEDIUM and LARGE versions.



92AASP
Angle bracket for wall mounting.

LIGHT MANAGEMENT

LIGHT MANAGEMENT 540

STAND ALONE SYSTEMS

DIMKIT-10 544

DIMKIT-GAD 545

DIMKIT-BT-EU 546

DIMKIT-HCL-BT 547

DALI CONTROL MODULES 548

INTEGRATED SYSTEMS

BE SYSTEM: 552

BEACON SYSTEM: 554

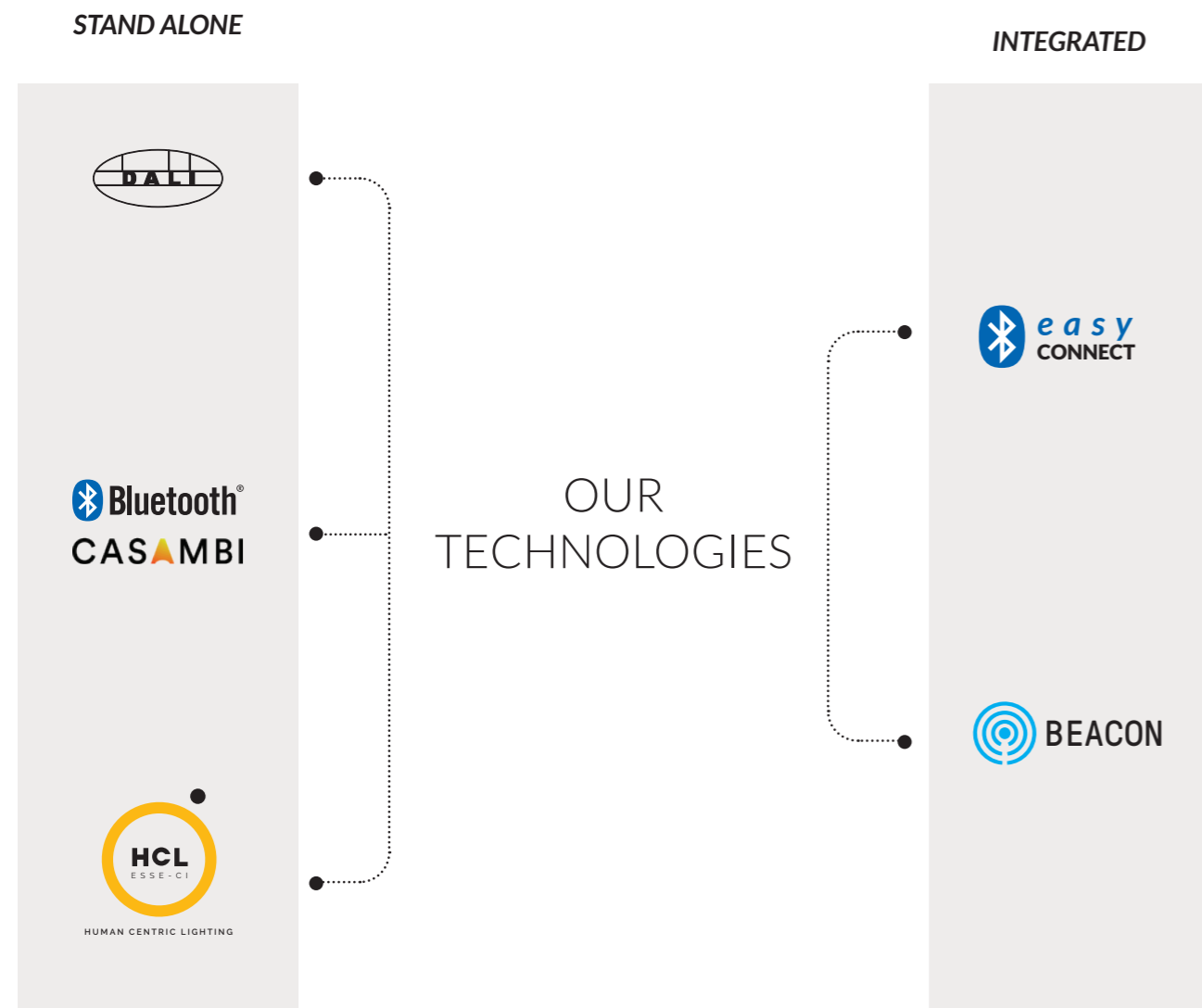
LIGHT MANAGEMENT

LIGHT:
WHEN IT IS NEEDED,
AS MUCH AS IS NEEDED,
AT MY COMMAND

Light fixtures are increasingly technologically advanced and at the user's service.

Thanks to modern management systems that also enable the collection of information, **fixtures become part of a system design infrastructure** that helps us save energy, improve comfort and "map" the system, interacting with its user.

ESSE-CI has developed light management solutions that can be installed independently (stand alone) and connected (wired or wireless) or fully integrated in the luminaires.



DALI - The DALI (Digital Addressable Lighting Interface) communication protocol is a standard for the control of light fixtures in light management. For each DALI line, it is possible to control up to 64 addresses and/or 16 groups. It includes as standard the SWITCHDIM command for switching on/off and regulating with N/A buttons.

BT - Bluetooth on the Casambi interface which makes it possible, through remote control from an App, to manage the network of fixtures or wireless sensors (e.g. presence/light sensors). The same network can contain 127 nodes, with the option of controlling multiple networks at the same time. Each node can communicate with another within the BT coverage area, up to a maximum distance of 50 m. The safety of the system is guaranteed by encrypted protocols between the individual Casambi units. All requests between smartphones/tablets and Casambi devices are based on the user's privileges and are uniquely authenticated.

HCL - This is a latest generation LED technology that makes it possible to manage colour temperatures that can be regulated along the Planck curve from 2,700K to 6,500K, from warm to cold light. The HCL system reproduces light's natural rhythms in all indoor spaces, with numerous benefits for the human body: biorhythms are regularised, mood is improved, and productivity is increasedimprovement of mood and increase of productivity.

BE - Bluetooth Easy Connect is a new wireless management system that offers a range of fixtures which, by communicating via Bluetooth, make it possible to manage medium-sized systems fully automatically and with endless scalability options for building automation.

The system includes:

- BEM - BT Easy Master fixtures (with integrated sensor)
- BES - BT Easy Slave fixtures that can be controlled by BEM Master devices or with the BE dim kit

BEACON - Small programmable devices, integrated in the fixture, that use Bluetooth technology to check for smartphones or tablets and communicate with them. This technology, in fact, makes it possible to send information and a wide range of contents (texts, photos, videos, documents, questionnaires, and much more). We can monitor the temperature, humidity, vibrations, VOCs (Volatile Organic Compound), pressure and, via software, analyse data to create indoor mapping and navigation, people monitoring, access control and much more.

STAND ALONE MANAGEMENT SYSTEM


DIMKIT10



p. 544



DIMKIT-GAD



p.545

DIMKIT-BT-EU



p. 546



DIMKIT-HCL-BT



p.547



HUMAN CENTRIC LIGHTING

Wiring

WIRED

WIRED

WIRELESS

WIRED/
WIRELESS

Target

OFFICES/SCHOOLS
*(SMALL/MEDIUM
AREAS)*

INDUSTRIAL
*(WIDE AREAS
HIGH HEIGHT)*

RETAIL
*(SMALL/MEDIUM
AREAS)*

OFFICES
SCHOOLS
RETAIL
HOSPITALS
ETC.

Specifications


- Constant Light
- Presence
- Manual
- Up to 20 devices on two lines with offset mode**

- Constant Light
- Presence
- Manual
- Up to 64 DALI devices**

- Constant Light
- Presence
- Manual
- Casambi Ready
- Up to 127 nodal points**

- Constant Light
- Presence
- Manual
- Up to 40 DALI addresses**

LIGHT MANAGEMENT: STAND ALONE SYSTEMS



DIMKIT-10



Automatic adjustment for constant light - motion sensor - 20 ballasts controlled by button ECG.

The DIMKIT10 is an automatic light with motion detection easy to use and affordable. It controls two channels (max 10 DALI addresses for each channel) and allows the offset management between channels 1 and 2. When the sensor detects motion, it activates a profile in the control unit and operated devices: then they are automatically adjusted for daylight. Connected devices can be also switched on and off with a button or a remote control (optional).

The DIMKIT10 has five pre-programmed profiles that can be selected using the DIMKIT10 - Programmer (the kit requires at least 1 DIMDGC programmer for the system setup).



DIMSENSDGC

DIMDGC

COD

DIMKIT10


DIMKIT10P

Accessories



DIMDGC PROGRAMMER

Infra-red programming unit. Setting of predefined discrete parameter values and programmable functions.

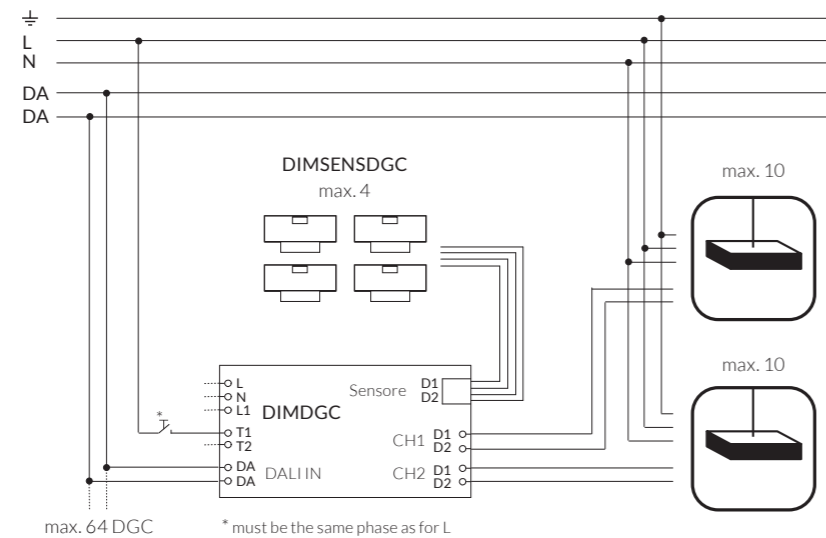


DIMRC DGC

Infra-red remote control. Switching on and off, dimming, activation of automatic lighting control and setting the threshold control point.

Technical Note

CONNECTION DIAGRAM



DIMKIT-GAD



Automatic adjustment (presence and constant light) for wide areas up to 16mt height, with IP65 degree of protection.

Constant light / presence sensor for wide areas and high heights of maximum 16m. To be installed in a DALI bus network programmable with the appropriate software program up to maximum 64 devices (service on request), for a professional light management system for warehouses and production areas. The lenses available can be attached in every direction: 0°, 90°, 180° and 270° to ensure the maximum flexibility.

COD

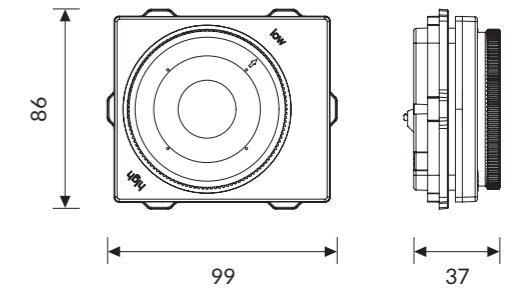
DIMKITGAD

Accessories



DIMSENSGAD

DIMAS



LNGADEN

Shading entry lens.



LNGADA

Shading aisle lens.

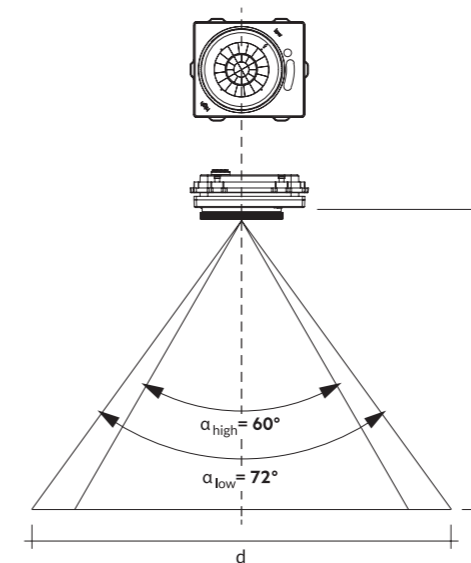


LNGADHA

Shading half lens.

Technical Note

PRESENCE / MOTION DETECTION



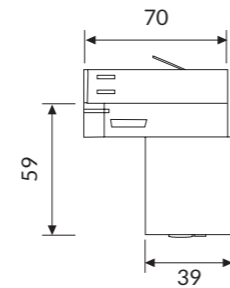
h	Zoom	d
8 m	low	12.0 m
9 m	low	13.5 m
10 m	low	15.0 m
11 m	low	16.5 m
12 m	low	18.0 m
12 m	high	14.0 m
13 m	high	15.2 m
14 m	high	16.4 m
15 m	high	17.6 m
16 m	high	18.8 m
17 m	high	19.8 m

DIMKIT-BT-EU



Sensor for EUROSTANDARD TRACK systems.

Intelligent motion and brightness sensor that controls devices without the need to wire. The lighting management system ensures that the luminaires are switched on and dimmed according to the time of day and presence. Lighting systems with editable color temperature change during the day based on preset lighting scenes via App. The products communicate with each other in a mesh network. The range of Bluetooth is increased without the use of gateways, routers, repeaters or extra cables.

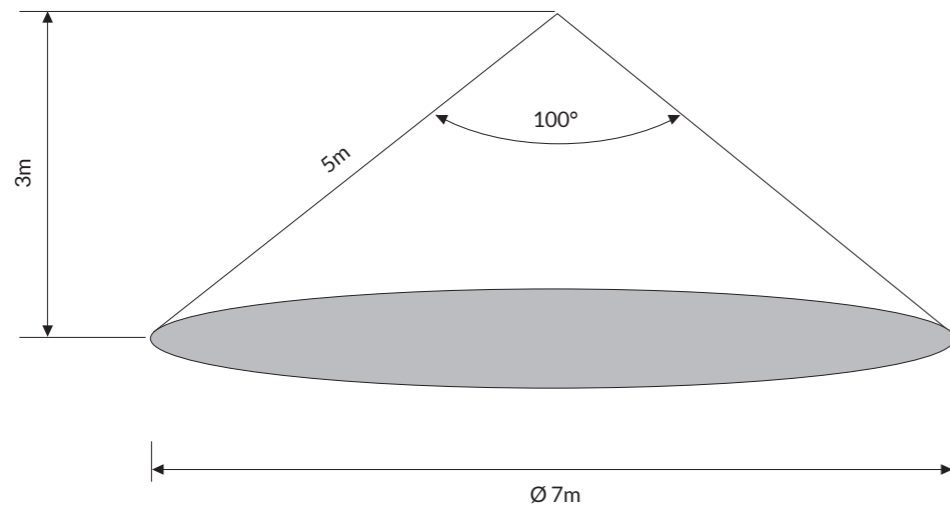


COD

DIMKITBTEU

Technical Note

DETECTION ZONE



DIMKIT-HCL-BT



DIMKITHCLBT is a smart sensor whose functions include Pir Detection, Daylight and the automatic control of the colour temperature. The free app can be used to set the latitude, date and time and to launch one of the nine preset profiles (colour temperature and brightness variation) depending on the location; the user can also customise their own profile. The master sensor controls 40 DALI devices and the slave sensors (code SENSHCLBTS). Manual Bluetooth wall controls (code HCLBTDD) can also be integrated.



COD

DIMKITHCLBT

Accessories



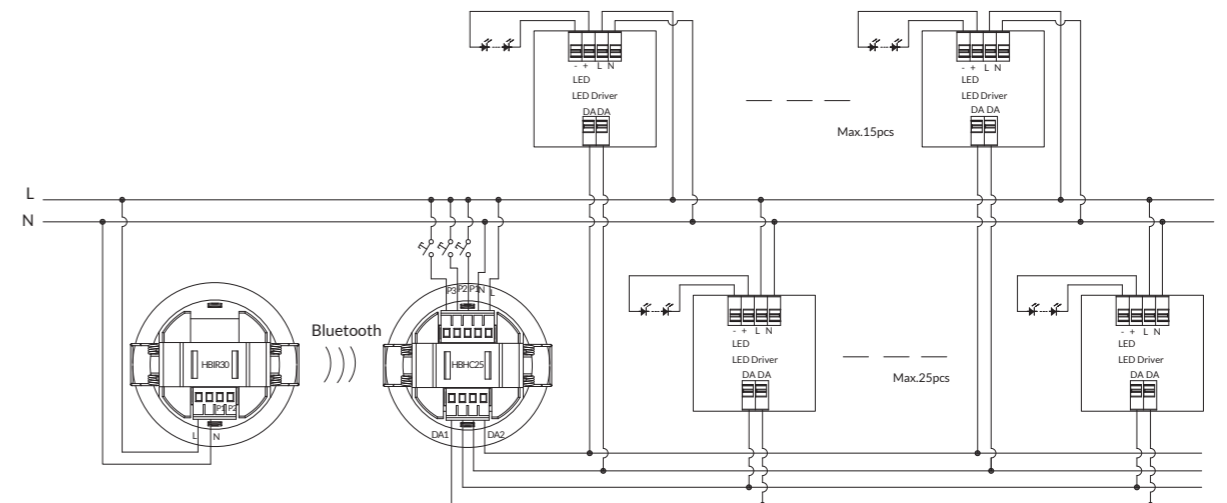
HCLBTDD
Touch Panel for wall installation.



SENSHCLBTS
Slave sensor to increase PIR coverage.

Technical Note

CONNECTION DIAGRAM



DALI CONTROL MODULES

DIMAS

Power supply unit for 250mA DALI bus with status signal.



SLRDDMS

Constant light / presence sensor with passive infra-red detector and receiver for remote control. It can be installed recessed in the false ceiling.

SLRDD has to be used with default settings as illustrated in related regulation kits, or installed in a DALI bus network through the appropriate software program (service on request), for the perfect integration of a professional light management system.




DIMPRD

3.5" LCD Touch panel screen with 65.000 colours; controls up to 64 or more DALI devices through proper control modules, 16 light groups, 16 scenes, and integrated IR receiver. The implemented graphic interface is completely customized; it permits configuration of the bus network and of the linked devices. It is possible to create customized light programs; recall scenes, RGB effects or Dynamic light; program personalized timetables, recalling effects and levels of desired illumination. DIMAS is necessary to supply the device.



DIMXC

Miniature interface for installation in the command switch, on/off and push button regulation for control of fixtures linked by DALI bus. It has to be used with default settings as illustrated in the related regulation kit, or to be integrated into a DALI bus network and programmed through the appropriate software (service on request), assigning customized configurations of up to four buttons for scene recall or regulation, relay unity, and clock timers for a customized light management system.



INTEGRATED MANAGEMENT SYSTEM



Integrated sensor in the BEM fixture

p. 552



Integrated sensor in the BEM fixture


p. 552



Integrated sensor in fixtures

p.554

Wiring	Target	Specifications
WIRELESS	OFFICES/SCHOOLS (SMALL / MEDIUM AREAS)	<ul style="list-style-type: none"> ☀ Constant Light 👤 Presence 🔌 Manual ⚙ Up to 39 BES devices
WIRELESS	INDUSTRIAL (WIDE AREAS HIGH HEIGHTS)	<ul style="list-style-type: none"> ☀ Constant Light 👤 Presence 🔌 Manual ⚙ Up to 39 BES devices
WIRELESS	GDA RETAIL MUSEUMS OFFICES WIDE AREAS	<ul style="list-style-type: none"> ☀ Constant Light 👤 Presence 🔌 Manual ⚙ Up to 40 DALI addresses



BE SYSTEM: BLUETOOTH EASY CONNECT



Sensor integrated in BEM lighting fittings for offices



Sensor integrated in BEM lighting fittings for industrial areas

The sensors are integrated in the BEM (Bluetooth Easy Connect Master) fittings and can wirelessly control up to 39 BES (Bluetooth Easy Connect Slave) fixtures. Both interact with Vimar, Legrand, Jäger Direkt control panels with ENOCEAN PTM215Z module.

The system is programmed via an App.

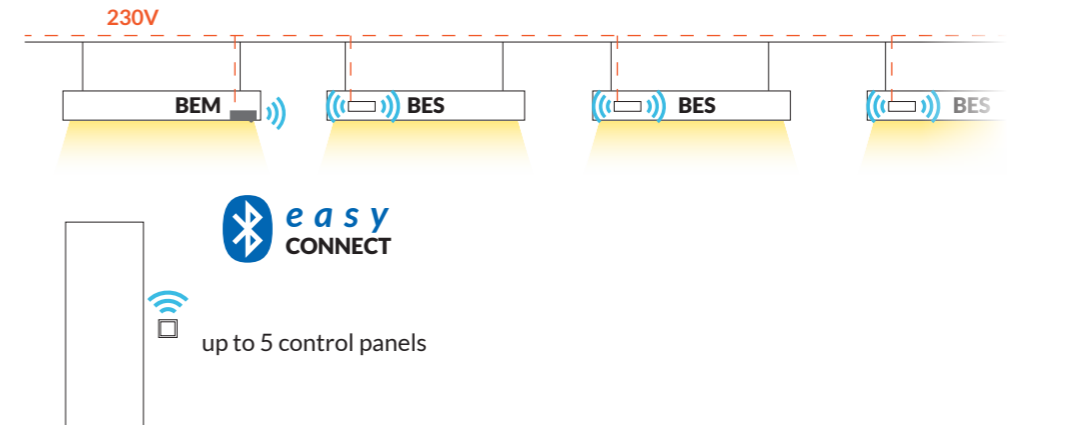
System available, on request, on the following products:

ABSENT	DIMPLES	HYPE	MAGIS FLOOD
ARKEON	ERGO	LINT EVO	OVVIO DISPLAY LED
BEN	GROOVE	LITE	STILLA
BRIGHT	GROOVE DISPLAY	MAGIS	VECTOR

AN EXTREMELY FLEXIBLE SYSTEM

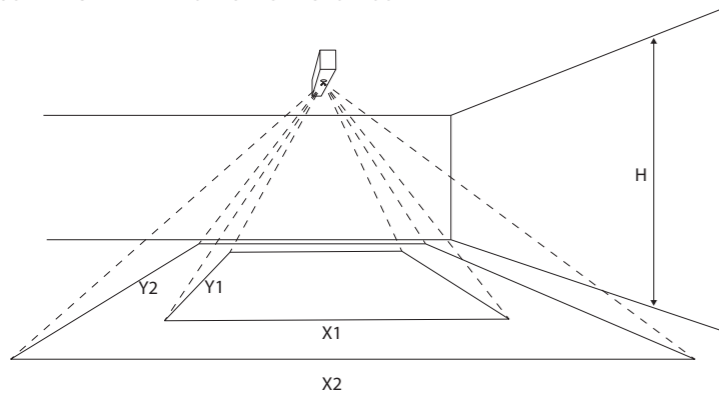
The BES fixtures respond to the inputs of the BEM fixtures and of the control panels.

The system offers daylight control, presence detection, and manual control.



Technical Note

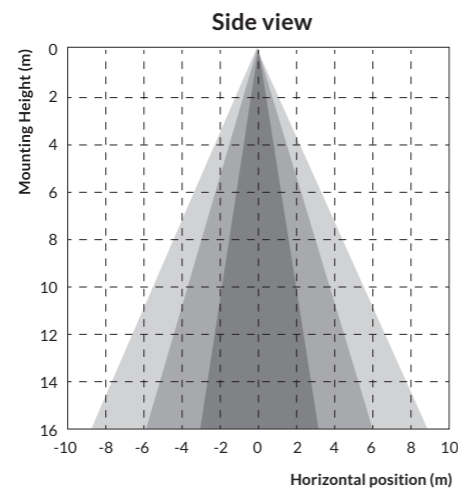
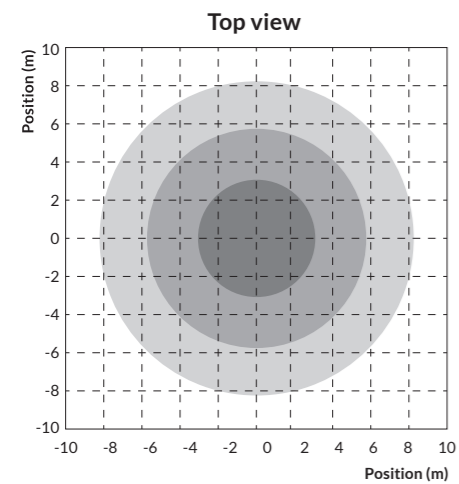
COVERAGE AREA PRESENCE - OFFICE SENSOR



Height	Minor movement		Major movement	
	Y1	X1	Y2	X2
2.4 m	2.9 m	2.7 m	4.5 m	2.9 m
3 m	3.6 m	3.4 m	5.4 m	3.6 m

COVERAGE AREA PRESENCE - INDUSTRIAL SENSOR


N.B:
BEM fittings shall be installed at least 60 cm from the windows.



It is possible to incorporate a UBISYS gateway in the system, for diagnostics, preventive maintenance, to monitor consumption and thus transform the Bluetooth Easy Connect system in an advanced building automation system.



BEACON SYSTEM

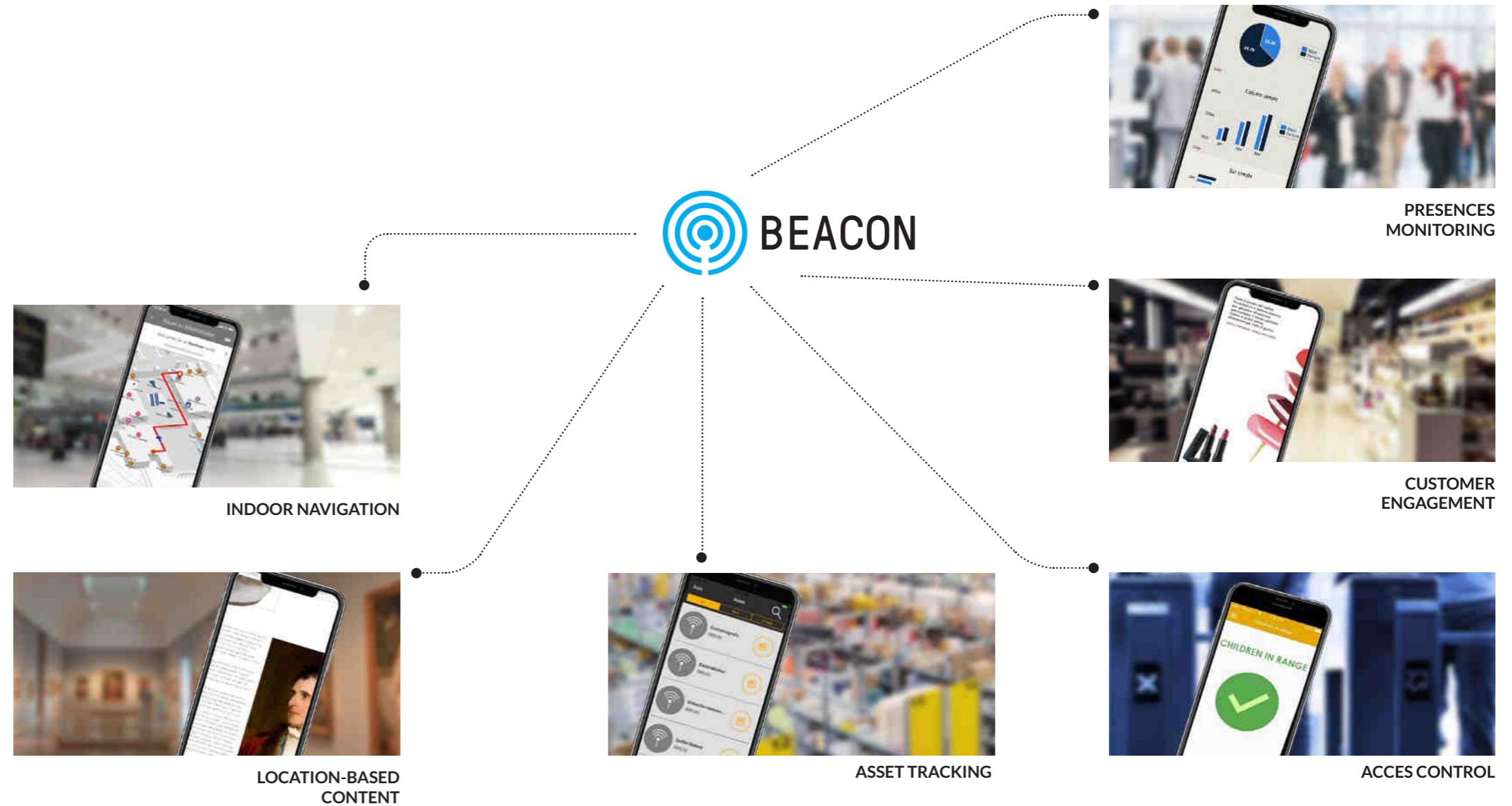


Thanks to these **small programmable devices** that use Bluetooth technology, it is possible to monitor various aspects of the surrounding environment and **communicate the data to smartphones or tablets**.

The Beacons are the heralds of a revolution: they are a new mobile communication channel that connects (not just) our smartphones to the objects that surround us. This technology, in fact, makes it possible to send information and a wide range of contents (texts, photos, videos, documents, questionnaires, and much more). They can, therefore, be thought of as “advanced sensor technology”.

The **beacons have endless applications**: we can **monitor the temperature, humidity, vibrations, VOCs** (Volatile Organic Compound), pressure and, via software, analyse data to create indoor mapping and navigation, people monitoring, access control and much more.

The Beacon can be applied in a number of sectors and aims to create a personalised experience for the users involved in the interaction: **proximity marketing in retail** (from small shops to mass retail), for **museums** in lieu of conventional audio guides, at **airports** for the management of **passenger flow**, at **trade fairs**, and much more.



AND MUCH MORE...



